



# ANNUAL REPORT

2020-2021

WA RETURN RECYCLE RENEW LIMITED

---

**We acknowledge and pay respect to the past, present and future traditional custodians, and elders of these lands.**

**We acknowledge your connection to land, water, skies, and community; and that we walk, talk and work on your country.**

**We hope to work in true partnership to care for country.**

---



# CONTENTS

Welcome to the Annual Report .....	2
Our Values .....	3
Audited Annual Financial Statements (A1) .....	4
Number of Agreements by Agreement Type (A3) .....	29
Amounts Charged to First Responsible Suppliers (A4) .....	30
Total Numbers of Containers Sold (A6) .....	31
Refund Point Annual Volumes by Material Type and Region (A7) .....	32
MRF Annual Volumes by Material Type (A7) .....	33
Total Weight of Material Types Processed by RPOs (A8) .....	34
Total Weight of Material Types Processed by MRFs (A8) .....	35
Total Weight of Material Types Processed by RPOs & MRFs (A8) .....	36
Western Australia Redemption Rate (A9) .....	37
Number of Each Type of Refund Point by Region (A10) .....	38
List of RPO Locations and Open Hours (A10) .....	39
Collected Container Destinations (A11) .....	48
CDS Services Operated by Social Enterprises (A12) .....	49
Total Payments to Social Enterprises (A13) .....	50
Scheme Accounts Registered to Social Enterprises (A14) .....	51
Total Number of CDS Employees/Volunteers (A15) .....	52
False Claims Made During the Reporting Period (A17) .....	53
Public Education and Awareness (A18) .....	54
Suspected or Alleged Breach of Environmental Law (A24) .....	55
Performance Breaches or Non-Compliances (A26) .....	57

# WELCOME TO THE ANNUAL REPORT

WARRRL is proud to present our annual report for the financial year 1 July 2020 to 30 June 2021.

In accordance with the reporting requirements as outlined by the Reporting Code: Reporting Requirements for the Coordinator (Department of Water and Environmental Regulation) (Reporting Code), the annual report for the period July 2020 to June 2021 is presented here.



**Tim Cusack**

Chief Executive Officer  
WA Return Recycle Renew



# OUR VALUES



## CUSTOMERS & COMMUNITY

We work closely with our customers and the community to safely deliver accessible services and opportunities



## INTEGRITY

Courage, honesty and resilience underpin our culture, relationships, behaviour and decision-making



## OWNERSHIP & ACCOUNTABILITY

We take responsibility for our actions so we can deliver on our goals



## ENVIRONMENT & SUSTAINABILITY

We protect and enhance WA's environment by delivering a sustainable, world-class Scheme



## RESPECT

The core of our relationships - we value our people and stakeholders and treat them with professionalism and respect



# AUDITED ANNUAL FINANCIAL STATEMENTS

(A1)

FOR YEAR ENDED 30 JUNE 2021  
WA RETURN RECYCLE RENEW LIMITED  
ABN 43 629 983 615

**WA Return Recycle Renew Ltd**  
**Directors' report**  
**30 June 2021**

The Directors present their report, together with the financial statements, on the Company for the year ended 30 June 2021.

**Directors**

The following persons were Directors of the Company during the whole of the financial year and up to the date of this report, unless otherwise stated:

The Directors of the Company at any time during or since the end of the financial year are:

Directors	Appointed
Sheila McHale	30 May 2019
Jamie Ryan (resigned 1 July 2021)	23 November 2018
Jeff Maguire	23 November 2018
Belinda Moharich	23 June 2019
Nicholas Gan	23 June 2019
Rebecca Prince-Ruiz	30 May 2019
Stephen Drake-Brockman	23 June 2019
Daniel Holland (Resigned 16/12/2020)	23 November 2018
Reece Wheadon	6 June 2020
Ed Dowse	15 December 2020
Katrina Edillor	1 July 2021

The Members may nominate an Alternate Director from time to time, in accordance with the Company's Constitution.

Annette Watkins was appointed as Company Secretary on 15 December 2020.

**Principal activities**

The principal activity of the Company during the financial period was the establishment and running of the Western Australia Container Deposit Scheme which commenced on 1 October 2020.

**Objectives and performance**

The Company was established to act as the Scheme Coordinator responsible to administer the Western Australia Container Deposit Scheme, which commenced on 1 October 2020. The Company was appointed as the Scheme Coordinator on 15 July 2019. The Company is a not-for-profit entity registered with the Australian Charities and Not-for-profits Commission (ACNC).

The Company's vision for the Scheme is aligned with the objectives of the State as set out in the *Waste Avoidance and Resource Recovery Amendment Act 2019*. This vision includes:

- increasing the recovery and recycling of empty beverage containers;
- reducing the number of empty beverage containers that are disposed of as litter or to landfill;
- ensuring that first responsible suppliers of beverage products take product stewardship responsibility in relation to their beverage products;
- providing opportunities for social enterprise, and benefits for community organisations, through participation in the container deposit scheme;
- creating opportunities for employment;
- complementing existing collection and recycling activities for recyclable waste; and
- ensuring robust and transparent governance arrangements to ensure confidence in the Scheme for all stakeholders concerned

The Company's performance is reviewed regularly by the Board against its Strategic Plan and budget.

**Review of operations**

The surplus for the Company amounted to \$25,201,094 (loss at 30 June 2020: \$6,568,824).

**WA Return Recycle Renew Ltd**  
**Directors' report**  
**30 June 2021**

**Meetings of directors**

There were 11 meetings of Directors held during the year ended 30 June 2021.

**Contributions on winding up**

In the event of the Company being wound up, ordinary members are required to contribute a maximum of \$10 each. Honorary members are not required to contribute.


The total amount that members of the Company are liable to contribute if the Company is wound up is \$20, based on two current ordinary members.

**Auditor's independence declaration**

A copy of the auditor's independence declaration as required under section 307C of the *Corporations Act 2001* is set out immediately after this Directors' report.

This report is made in accordance with a resolution of Directors, pursuant to section 298(2)(a) of the *Corporations Act 2001*.

On behalf of the Directors



Shane M. G. G. G.

25 October 2021



## Auditor's Independence Declaration

To the Directors of WA Return Recycle Renew Ltd

In accordance with the requirements of section 60-40 of the *Australian Charities and Not-for-profits Commission Act 2012*, as lead auditor for the audit of WA Return Recycle Renew Ltd for the year ended 30 June 2021, I declare that, to the best of my knowledge and belief, there have been no contraventions of any applicable code of professional conduct in relation to the audit.



GRANT THORNTON AUDIT PTY LTD  
Chartered Accountants



B P Steedman  
Partner - Audit & Assurance

Perth, 25 October 2021

**WA Return Recycle Renew Ltd**  
**Contents**  
**30 June 2021**

Statement of profit or loss and other comprehensive income	5
Statement of financial position	6
Statement of changes in equity	7
Statement of cash flows	8
Notes to the financial statements	9
Directors' declaration	21
Independent auditor's report to the members of WA Return Recycle Renew Ltd	22

**General information**

The financial statements cover WA Return Recycle Renew Ltd as an individual entity. The financial statements are presented in Australian dollars, which is WA Return Recycle Renew Ltd's functional and presentation currency.

WA Return Recycle Renew Ltd is a not-for-profit unlisted public company limited by guarantee, incorporated and domiciled in Australia. Its registered office and principal place of business is:

Unit 2 & 3, 1 Centro Ave  
Subiaco WA 6008

A description of the nature of the Company's operations and its principal activities are included in the Directors' report, which is not part of the financial statements.

The financial statements were authorised for issue, in accordance with a resolution of Directors, on 25 October 2021. The directors have the power to amend and reissue the financial statements.

**WA Return Recycle Renew Ltd**  
**Statement of profit or loss and other comprehensive income**  
**For the year ended 30 June 2021**

	Note	2021 \$	2020 \$
<b>Revenue</b>	3	132,128,922	177,993
<b>Expenses</b>			
Professional services		(1,833,569)	(2,269,587)
Employee benefits expense		(4,735,947)	(2,600,590)
Container refund expenses		(38,429,973)	-
Container handling expenses		(25,441,317)	-
Logistics expenses		(5,266,811)	-
Container processing expenses		(6,358,397)	-
Container export rebates		(26,828)	-
Material recovery facility expenses		(13,233,572)	-
Other expenses		(1,566,237)	(539,028)
Finance costs	4	(832,627)	(419,728)
Marketing and communication expenses		(3,824,983)	(577,360)
Administration support service fees		<u>(5,377,567)</u>	<u>(340,524)</u>
<b>Surplus/(deficit) for the year attributable to the members of WA Return Recycle Renew Ltd</b>		25,201,094	(6,568,824)
Other comprehensive income for the year		<u>-</u>	<u>-</u>
<b>Total comprehensive income for the year attributable to the members of WA Return Recycle Renew Ltd</b>		<u>25,201,094</u>	<u>(6,568,824)</u>

*The above statement of profit or loss and other comprehensive income should be read in conjunction with the accompanying notes*

**WA Return Recycle Renew Ltd**  
**Statement of financial position**  
**As at 30 June 2021**

	Note	2021 \$	2020 \$
<b>Assets</b>			
<b>Current assets</b>			
Cash and cash equivalents	5	31,814,663	2,371,023
Trade and other receivables	6	4,870,614	-
Other current assets	7	13,511,572	54,736
<b>Total current assets</b>		<u>50,196,849</u>	<u>2,425,759</u>
<b>Non-current assets</b>			
Property, plant and equipment	8	202,313	230,252
Right-of-use assets	9	496,048	483,697
Intangibles	10	5,728	7,001
<b>Total non-current assets</b>		<u>704,089</u>	<u>720,950</u>
<b>Total assets</b>		<u>50,900,938</u>	<u>3,146,709</u>
<b>Liabilities</b>			
<b>Current liabilities</b>			
Trade and other payables	11	11,367,015	1,705,837
Borrowings	12	11,625,231	-
Provisions	14	226,241	89,195
<b>Total current liabilities</b>		<u>23,218,487</u>	<u>1,795,032</u>
<b>Non-current liabilities</b>			
Borrowings	15	10,599,005	9,586,779
Lease Liabilities	16	669,457	552,003
<b>Total non-current liabilities</b>		<u>11,268,462</u>	<u>10,138,782</u>
<b>Total liabilities</b>		<u>34,486,949</u>	<u>11,933,814</u>
<b>Net assets/(liabilities)</b>		<u>16,413,989</u>	<u>(8,787,105)</u>
<b>Equity</b>			
Reserves	17	-	(8,787,105)
Accumulated funds		16,413,989	-
<b>Total equity/(deficiency)</b>		<u>16,413,989</u>	<u>(8,787,105)</u>

*The above statement of financial position should be read in conjunction with the accompanying notes*

**WA Return Recycle Renew Ltd**  
**Statement of changes in equity**  
**For the year ended 30 June 2021**

	<b>Reserves</b>	<b>Accumulated</b>	<b>Total</b>
	<b>\$</b>	<b>funds</b>	<b>deficiency in</b>
		<b>\$</b>	<b>equity</b>
			<b>\$</b>
Balance at 1 July 2019	(2,218,281)	-	(2,218,281)
Deficit for the year	-	(6,568,824)	(6,568,824)
Other comprehensive income for the year	-	-	-
Total comprehensive income for the year	-	(6,568,824)	(6,568,824)
Transfers	(6,568,824)	6,568,824	-
Balance at 30 June 2020	<u>(8,787,105)</u>	<u>-</u>	<u>(8,787,105)</u>
	<b>Reserves</b>	<b>Accumulated</b>	<b>Total equity</b>
	<b>\$</b>	<b>funds</b>	<b>\$</b>
		<b>\$</b>	
			<b>\$</b>
Balance at 1 July 2020	(8,787,105)	-	(8,787,105)
Surplus for the year	-	25,201,094	25,201,094
Other comprehensive income for the year	-	-	-
Total comprehensive income for the year	-	25,201,094	25,201,094
Transfers	8,787,105	(8,787,105)	-
Balance at 30 June 2021	<u>-</u>	<u>16,413,989</u>	<u>16,413,989</u>

*The above statement of changes in equity should be read in conjunction with the accompanying notes*

**WA Return Recycle Renew Ltd**  
**Statement of cash flows**  
**For the year ended 30 June 2021**

	Note	2021 \$	2020 \$
<b>Cash flows from operating activities</b>			
Receipts from customers and government subsidies		139,984,139	177,993
Payments to suppliers and employees (inclusive of GST)		(122,327,515)	(5,078,546)
Borrowing costs		<u>(832,627)</u>	<u>(419,728)</u>
Net cash from/(used in) operating activities	22	<u>16,823,997</u>	<u>(5,320,281)</u>
<b>Cash flows from investing activities</b>			
Purchase of property, plant and equipment		<u>(29,819)</u>	<u>(276,932)</u>
Net cash used in investing activities		<u>(29,819)</u>	<u>(276,932)</u>
<b>Cash flows from financing activities</b>			
Proceeds from borrowings		12,637,456	7,150,642
Recoupment of leases		<u>12,006</u>	<u>-</u>
Net cash from financing activities		<u>12,649,462</u>	<u>7,150,642</u>
Net increase in cash and cash equivalents		29,443,640	1,553,429
Cash and cash equivalents at the beginning of the financial year		<u>2,371,023</u>	<u>817,594</u>
Cash and cash equivalents at the end of the financial year	5	<u><u>31,814,663</u></u>	<u><u>2,371,023</u></u>

*The above statement of cash flows should be read in conjunction with the accompanying notes*

**WA Return Recycle Renew Ltd**  
**Notes to the financial statements**  
**30 June 2021**

**Note 1. Reporting Entity**

The Company is operating as a not-for-profit private sector entity and the principal accounting policies adopted in the preparation of the financial statements are set out below. These policies have been consistently applied to all the years presented, unless otherwise stated.

**New or amended Accounting Standards and Interpretations adopted**

The Company has adopted all of the new or amended Accounting Standards and Interpretations issued by the Australian Accounting Standards Board ('AASB') that are mandatory for the current reporting period.

Any new or amended Accounting Standards or Interpretations that are not yet mandatory have not been early adopted.

**Basis of preparation**

These general purpose financial statements have been prepared in accordance with Australian Accounting Standards - Simplified Disclosures issued by the Australian Accounting Standards Board ('AASB'), *the Australian Charities and Not-for-profits Commission Act 2012* (Cth) and associated regulations and the *Corporations Act 2001* (Cth), as appropriate for Not-for-profit oriented entities.

*Historical cost convention*

The financial statements have been prepared under the historical cost convention, except for, where applicable, the revaluation of financial assets and liabilities at fair value through profit or loss, financial assets at fair value through other comprehensive income, investment properties, certain classes of property, plant and equipment and derivative financial instruments.

The financial statements are presented in Australian dollars, which is WA Return Recycle Renew Ltd.'s functional and presentation currency.

The financial statements have been prepared on an accruals basis.

**Going concern**

The financial statements have been prepared on a going concern basis, which assumes that the Company will be able to continue trading, realise its assets and discharge its liabilities in the ordinary course of business for a period of at least 12 months from the date that these financial statements are approved.

The Company commenced operating the Container Deposit Scheme on 1 October 2020 which resulted in the commencement of cash inflows from that date. This activity, together with the funding and facilities provided by the members and the Department of Water and Environmental Regulation provide a reasonable basis that the Company is a going concern.

**Note 2. Significant accounting policies**

The principal accounting policies adopted in the preparation of the financial statements are set out either in the respective notes or below. These policies have been consistently applied to all the years presented, unless otherwise stated.

**New or amended Accounting Standards and Interpretations adopted**

The Company has adopted all of the new or amended Accounting Standards and Interpretations issued by the Australian Accounting Standards Board ('AASB') that are mandatory for the current reporting period.

**Note 2. Significant accounting policies (continued)**

The following Accounting Standards and Interpretations are most relevant to the Company:

Software-as-a-Service (SaaS) arrangements

The International Financial Reporting Standards Interpretations Committee (IFRIC) has issued two final agenda decisions which impact SaaS arrangements:

1) Customer's right to receive access to the supplier's software hosted on the cloud (March 2019):

This decision considers whether a customer receives a software asset at the contract commencement date or a service over the contract term.

2) Configuration or customisation costs in a cloud computing arrangement (April 2021):

This decision discusses whether configuration or customisation expenditure relating to SaaS arrangements can be recognised as an intangible asset and if not, over what time period the expenditure is expensed. The Company's accounting policy has historically been to expense all costs related to SaaS arrangements. The adoption of the above agenda decisions have not resulted in any change to the financial statements. As the expense is not material, an accounting policy has not been added to the financial statements.

In preparing these financial statements, the Company elected to adopt the following standard early:

AASB 1060 General Purpose Financial Statements - Simplified Disclosures for For-Profit and Not-for-Profit Tier 2 Entities

The entity has adopted AASB 1060 from 1 July 2020. The standard provides a new Tier 2 reporting framework with simplified disclosures that are based on the requirements of IFRS for SMEs. As a result, there is increased disclosure in these financial statements for auditor remuneration and lease liabilities.

There was no impact on the amounts recognised, measured and classified in the financial statements of the Company as a result of the change in basis of preparation.

**Use of estimates and judgements**

The preparation of the financial statements requires management to make judgements, estimates and assumptions that affect the application of accounting policies and the reported amounts of assets, liabilities, income and expenses. Actual results may differ from these estimates.

Estimates and underlying assumptions are reviewed on an ongoing basis. Revisions to accounting estimates are recognised in the period in which the estimate is revised and in any future periods.

*The estimate and assumptions that have a significant risk of causing a material adjustment to the carrying amounts assets and liabilities within the next financial year are:*

*Accrued expenses*

Recognised amounts of direct scheme costs and related accrued expenses reflect management's best estimate of amounts owing to scheme participants that were not wholly substantiated by declarations of scheme participants at year end. These estimates are based on a number of critical underlying assumptions such as the volumes of containers submitted and processed through the scheme at a given time. Estimation uncertainties exist with regard to these items and variations in these assumptions may significantly impact the amount of direct scheme costs and accrued expenses.



**Note 2. Significant accounting policies (continued)**

**Current and non-current classification**

Assets and liabilities are presented in the statement of financial position based on current and non-current classification.

An asset is classified as current when: it is either expected to be realised or intended to be sold or consumed in the Company's normal operating cycle; it is held primarily for the purpose of trading; it is expected to be realised within 12 months after the reporting period; or the asset is cash or cash equivalent unless restricted from being exchanged or used to settle a liability for at least 12 months after the reporting period. All other assets are classified as non-current.

A liability is classified as current when: it is either expected to be settled in the Company's normal operating cycle; it is held primarily for the purpose of trading; it is due to be settled within 12 months after the reporting period; or there is no unconditional right to defer the settlement of the liability for at least 12 months after the reporting period. All other liabilities are classified as non-current.

**Income tax**

The income of the Company is exempt from Income tax pursuant to the provisions of subdivision 50-B of the *Income Tax Assessment Act 1997* (Cth) and the Company receives GST concessions under division 176 of *New Tax System Act 1999* (Cth) and is considered an FBT rebatable employer under section 123E of the *Fringe Benefits Tax Assessment Act 1986* (Cth).

**Impairment of non-financial assets**

Non-financial assets are reviewed for impairment whenever events or changes in circumstances indicate that the carrying amount may not be recoverable. An impairment loss is recognised for the amount by which the asset's carrying amount exceeds its recoverable amount.

Recoverable amount is the higher of an asset's fair value less costs of disposal and value-in-use. The value-in-use is the present value of the estimated future cash flows relating to the asset using a pre-tax discount rate specific to the asset or cash-generating unit to which the asset belongs. Assets that do not have independent cash flows are grouped together to form a cash-generating unit.

**Fair value measurement**

When an asset or liability, financial or non-financial, is measured at fair value for recognition or disclosure purposes, the fair value is based on the price that would be received to sell an asset or paid to transfer a liability in an orderly transaction between market participants at the measurement date; and assumes that the transaction will take place either: in the principal market; or in the absence of a principal market, in the most advantageous market.

Fair value is measured using the assumptions that market participants would use when pricing the asset or liability, assuming they act in their economic best interests. For non-financial assets, the fair value measurement is based on its highest and best use. Valuation techniques that are appropriate in the circumstances and for which sufficient data are available to measure fair value, are used, maximising the use of relevant observable inputs and minimising the use of unobservable inputs.

**Leases**

At inception of a contract, the Company assesses whether a contract is, or contains, a lease based on whether the contract conveys the right to control the use of an identified asset for a period of time in exchange for consideration.

The Company has elected to apply the practical expedient to account for each lease component and any non-lease components as a single lease component.

The Company recognises a right-of-use asset and a lease liability at the lease commencement date. The right-of-use asset is initially measured based on the initial amount of the lease liability adjusted for any lease payments made at or before the commencement date, plus any initial direct costs incurred and an estimate of costs to dismantle and remove the underlying asset or to restore the underlying asset or the site on which it is located, less any lease incentives received. The assets are depreciated to the earlier of the end of the useful life of the right-of-use asset or the lease term using the straight-line method as this most closely reflects the expected pattern of consumption of the future economic benefits. Lease terms are for 5 years for offices and IT equipment. In addition, the right-of-use asset is periodically reduced by impairment losses, if any, and adjusted for certain remeasurements of the lease liability.

**WA Return Recycle Renew Ltd**  
**Notes to the financial statements**  
**30 June 2021**

**Note 2. Significant accounting policies (continued)**

The lease liability is initially measured at the present value of the lease payments that are not paid at the commencement date, discounted using the interest rate implicit in the lease or, if that rate cannot be readily determined, the Company's incremental borrowing rate. Generally, the Company uses its incremental borrowing rate as the discount rate. The lease liability is measured at amortised cost using the effective interest method. It is remeasured when there is a change in future lease payments arising from a change in an index or rate, if there is a change in the Company's estimate of the amount expected to be payable under a residual value guarantee, or if the Company changes its assessment of whether it will exercise a purchase, extension or termination option. When the lease liability is remeasured in this way, a corresponding adjustment is made to the carrying amount of the right-of-use asset, or is recorded in profit or loss if the carrying amount of the right-of-use asset has been reduced to zero.

The Company has elected to apply the practical expedient not to recognise right-of-use assets and lease liabilities for short-term leases that have a lease term of 12 months or less and leases of low-value assets. The lease payments associated with these leases is recognised as an expense on a straight-line basis over the lease term.

**Goods and Services Tax ('GST') and other similar taxes**

Revenues, expenses and assets are recognised net of the amount of associated GST, unless the GST incurred is not recoverable from the tax authority. In this case it is recognised as part of the cost of the acquisition of the asset or as part of the expense.

Receivables and payables are stated inclusive of the amount of GST receivable or payable. The net amount of GST recoverable from, or payable to, the tax authority is included in other receivables or other payables in the statement of financial position.

Cash flows are presented on a gross basis. The GST components of cash flows arising from investing or financing activities which are recoverable from, or payable to the tax authority, are presented as operating cash flows.

Commitments and contingencies are disclosed net of the amount of GST recoverable from, or payable to, the tax authority.

**Members Guarantees**

The Company is incorporated under the *Corporations Act 2001* (Cth) and is a Company limited by guarantee. If the Company is wound up, the Constitution states that each member (and each member that has left the Company within one year) is required to contribute a maximum \$10 each towards meeting any outstanding obligations of the Company. At 30 June 2021, the total amount that members of the Company are liable to contribute if the Company wound up is \$20 (2020: \$20).

**Note 3. Revenue**

	2021 \$	2020 \$
Revenues - at a point in time	131,773,756	-
Interest Income	33,286	7,399
Interest Income - Network Assistance	6,380	94
Government Subsidies	<u>315,500</u>	<u>170,500</u>
Revenue	<u><u>132,128,922</u></u>	<u><u>177,993</u></u>

**WA Return Recycle Renew Ltd**  
**Notes to the financial statements**  
**30 June 2021**

**Note 3. Revenue (continued)**

*Accounting policy for revenue recognition*

The Company recognises revenue as follows:

**Container Refund Scheme income**

The Company as the Scheme Coordinator of the Scheme under the *Waste Avoidance and Resource Recovery Act 2007 (WA)* ("the Act"), enters into deeds with eligible First Responsible Suppliers to receive contributions to cover the costs of administering the scheme. Whilst these deeds represent an enforceable contract, the contributions received from First Responsible Suppliers fall under AASB 1058 Income of Not-for-Profit Entities, as there is no sufficiently specific promise specified in the separate deeds with First Responsible Suppliers to be delivered by the Scheme Coordinator. Revenue is recognised as the amount owed by relevant suppliers of beverage products under the terms of the Scheme. This is calculated upon the number of eligible containers sold into the Western Australia market during the financial year, as defined by the Act.

**Sale of recycled goods**

The Company, in its capacity as the Scheme Coordinator, sells processed containers through an online recycling material sales platform to approved recyclers. To determine whether and when to recognise revenue, the Company follows a five step process:

1. Identifying the contract with a customer – the auction process results in a binding contract between the Company and the recycler as the customer.
2. Identifying the performance obligations – the performance obligation is the goods for sale.
3. Determining the transaction price – the transaction price is the successful bid made by the recycler in addition to fees (if any) included in the agreement. The Scheme Coordinator makes no warranties or guarantees about the recycled goods hence there are no provisions or elements of variable consideration to be considered in determining the transaction price.
4. Allocating the transaction price to the performance obligations – the price is allocated directly to the sale.
5. Recognising revenue when/as performance obligation(s) are satisfied – revenue is recognised at the point in time at which the customer obtains control of a promised asset (i.e. the recycled goods). The Company has deemed this to be the point when the goods are available for collection by the customer as that is the point when the Company has a present right to payment.

**Other revenue**

Other revenue is recognised when it is received or when the right to receive payment is established.

**Interest**

Interest revenue is recognised as interest accrues using the effective interest method. This is a method of calculating the amortised cost of a financial asset and allocating the interest income over the relevant period using the effective interest rate, which is the rate that exactly discounts estimated future cash receipts through the expected life of the financial asset to the net carrying amount of the financial asset.

**Government subsidies**

Government subsidies are recognised in profit or loss on a systematic basis over the periods in which the Company recognises as expenses the related costs for which the subsidies are intended to compensate.

Government subsidies that are receivable as compensation for expenses or losses already incurred or for the purpose of giving immediate financial support to the Company with no future related costs are recognised in profit or loss in the period in which they become receivable.

**WA Return Recycle Renew Ltd**  
**Notes to the financial statements**  
**30 June 2021**

**Note 4. Expenses**

	<b>2021</b>	<b>2020</b>
	<b>\$</b>	<b>\$</b>
Surplus/(deficit) includes the following specific expenses:		
<i>Finance costs</i>		
Interest and finance charges paid/payable on borrowings	803,018	402,337
Interest and finance charges paid/payable on lease liabilities	29,609	17,391
Finance costs expensed	<u>832,627</u>	<u>419,728</u>
<i>Leases</i>		
Short-term and low-value assets lease payments	<u>-</u>	<u>-</u>

**Accounting Policy for Finance costs**

Finance costs attributable to qualifying assets are capitalised as part of the asset. All other finance costs are expensed in the period in which they are incurred.

**Note 5. Current assets - cash and cash equivalents**

	<b>2021</b>	<b>2020</b>
	<b>\$</b>	<b>\$</b>
Cash at bank	1,086,727	1,620,930
Scheme Account	30,727,936	750,093
	<u>31,814,663</u>	<u>2,371,023</u>

*Accounting policy for cash and cash equivalents*

Cash and cash equivalents includes cash on hand, deposits held at call with financial institutions, other short-term, highly liquid investments with original maturities of three months or less that are readily convertible to known amounts of cash and which are subject to an insignificant risk of changes in value.

**Note 6. Current assets - trade and other receivables**

	<b>2021</b>	<b>2020</b>
	<b>\$</b>	<b>\$</b>
Trade receivables	4,481,381	-
Other receivables	389,233	-
	<u>4,870,614</u>	<u>-</u>

*Accounting policy for trade and other receivables*

Trade receivables are initially recognised at fair value and subsequently measured at amortised cost using the effective interest method, less any allowance for expected credit losses. Trade receivables are generally due for settlement within 30 days.

The Company has applied the simplified approach to measuring expected credit losses, which uses a lifetime expected loss allowance. To measure the expected credit losses, trade receivables have been grouped based on days overdue.

Other receivables are recognised at amortised cost, less any allowance for expected credit losses.

**WA Return Recycle Renew Ltd**  
**Notes to the financial statements**  
**30 June 2021**

**Note 7. Current assets - other current assets**

	2021 \$	2020 \$
Accrued revenue	13,259,568	-
Prepayments	178,219	55,714
Other current assets	73,785	(978)
	<u>13,511,572</u>	<u>54,736</u>

**Note 8. Non-current assets - property, plant and equipment**

	2021 \$	2020 \$
Leasehold improvements - at cost	211,014	211,014
Less: Accumulated depreciation	(50,241)	(20,098)
	<u>160,773</u>	<u>190,916</u>
Cost IT Hardware	107,384	77,568
Less: Accumulated depreciation	(65,844)	(38,232)
	<u>41,540</u>	<u>39,336</u>
	<u>202,313</u>	<u>230,252</u>

*Reconciliations*

Reconciliations of the written down values at the beginning and end of the current financial year are set out below:

	Leasehold improvements \$	IT Hardware \$	Total \$
Balance at 1 July 2020	190,916	39,336	230,252
Additions	-	29,816	29,816
Depreciation expense	(30,143)	(27,612)	(57,755)
Balance at 30 June 2021	<u>160,773</u>	<u>41,540</u>	<u>202,313</u>

*Accounting policy for property, plant and equipment*

Plant and equipment is stated at historical cost less accumulated depreciation and impairment. Historical cost includes expenditure that is directly attributable to the acquisition of the items.

Depreciation is calculated on a straight-line basis to write off the net cost of each item of property, plant and equipment (excluding land) over their expected useful lives as follows:

Buildings	40 years
Leasehold improvements	3 -10 years
Plant and equipment	3 -7 years

The residual values, useful lives and depreciation methods are reviewed, and adjusted if appropriate, at each reporting date.

Leasehold improvements are depreciated over the unexpired period of the lease or the estimated useful life of the assets, whichever is shorter.

An item of property, plant and equipment is derecognised upon disposal or when there is no future economic benefit to the Company. Gains and losses between the carrying amount and the disposal proceeds are taken to profit or loss.

**WA Return Recycle Renew Ltd**  
**Notes to the financial statements**  
**30 June 2021**

**Note 9. Non-current assets - right-of-use assets**

	2021 \$	2020 \$
Right- of-use Office lease	640,061	534,613
Less: Accumulated depreciation	<u>(144,013)</u>	<u>(50,916)</u>
	<u>496,048</u>	<u>483,697</u>

*Reconciliations*

Reconciliations of the written down values at the beginning and end of the current financial year are set out below:

	Office lease \$	Total \$
Balance at 1 July 2020	483,697	483,697
Additions	105,448	105,448
Depreciation expense	<u>(93,097)</u>	<u>(93,097)</u>
Balance at 30 June 2021	<u>496,048</u>	<u>496,048</u>

*Accounting policy for right-of-use assets*

A right-of-use asset is recognised at the commencement date of a lease. The right-of-use asset is measured at cost, which comprises the initial amount of the lease liability, adjusted for, as applicable, any lease payments made at or before the commencement date net of any lease incentives received, any initial direct costs incurred, and, except where included in the cost of inventories, an estimate of costs expected to be incurred for dismantling and removing the underlying asset, and restoring the site or asset.

Right-of-use assets are depreciated on a straight-line basis over the unexpired period of the lease or the estimated useful life of the asset, whichever is the shorter. Where the Company expects to obtain ownership of the leased asset at the end of the lease term, the depreciation is over its estimated useful life. Right-of use assets are subject to impairment or adjusted for any remeasurement of lease liabilities.

The Company has elected not to recognise a right-of-use asset and corresponding lease liability for short-term leases with terms of 12 months or less and leases of low-value assets. Lease payments on these assets are expensed to profit or loss as incurred.

**Note 10. Non-current assets - intangibles**

	2021 \$	2020 \$
Indefinite Life Brands	8,910	8,910
Less: Accumulated amortisation	<u>(3,182)</u>	<u>(1,909)</u>
	<u>5,728</u>	<u>7,001</u>

**WA Return Recycle Renew Ltd**  
**Notes to the financial statements**  
**30 June 2021**

**Note 10. Non-current assets - intangibles (continued)**

*Reconciliations*

Reconciliations of the written down values at the beginning and end of the current financial year are set out below:

	Indefinite Life Brands	Total
	\$	\$
Balance at 1 July 2020	7,001	7,001
Amortisation expense	(1,273)	(1,273)
Balance at 30 June 2021	<u>5,728</u>	<u>5,728</u>

**Note 11. Current liabilities - trade and other payables**

	2021	2020
	\$	\$
Trade payables	1,902,806	38,033
Accruals	2,420,164	1,667,551
Other payables	7,044,045	253
	<u>11,367,015</u>	<u>1,705,837</u>

*Accounting policy for trade and other payables*

These amounts represent liabilities for goods and services provided to the Company prior to the end of the financial year and which are unpaid. Due to their short-term nature they are measured at amortised cost and are not discounted. The amounts are unsecured and are usually paid within 30 days of recognition.

**Note 12. Current liabilities - borrowings**

	2021	2020
	\$	\$
Loans	<u>11,625,231</u>	<u>-</u>

Refer to note 15 for further information on the financing arrangements and the accounting policy.

**Note 13. Current liabilities - lease liabilities**

	2021
	\$
<i>Future lease payments</i>	
Future lease payments are due as follows:	
Within one year	133,768
One to five years	569,806
	<u>703,574</u>

**WA Return Recycle Renew Ltd**  
**Notes to the financial statements**  
**30 June 2021**

**Note 14. Current liabilities - provisions**

	2021 \$	2020 \$
Annual leave	206,241	89,195
Bonus provision	20,000	-
	<u>226,241</u>	<u>89,195</u>

*Accounting policy for employee benefits*

*Short-term employee benefits*

Liabilities for wages and salaries, including non-monetary benefits, annual leave and long service leave expected to be settled wholly within 12 months of the reporting date are measured at the amounts expected to be paid when the liabilities are settled.

**Note 15. Non-current liabilities - Borrowings**

	2021 \$	2020 \$
Loans	<u>10,599,005</u>	<u>9,586,779</u>

In order to establish and operationalise the Scheme (including establishing and entering into Supply Agreements with First Responsible Suppliers), the Founding Members of the Company, Coca-Cola Amatil (Aust) Pty Ltd (effective from 30 September 2021 known as Coca-Cola Europacific Partners Australia Pty Ltd) and Lion Pty Ltd, provided two loan facilities totalling \$10m. This facility agreement was executed on 21 December 2018, and was drawn down by the Company as required prior to Scheme commencement. A variation to extend combined facilities from \$10m to \$11m was signed 8 January 2020. In addition, the Scheme entered into an additional facility agreement (Scheme working capital, and a network assistance loan) with the Department of Water and Environmental Regulation. The facility agreement was executed on the 11th June 2020 with a drawdown of \$16,000,000 against Facility A and \$792,000 against Facility B. Key terms of each loan are as follows:

Facility	Term (Years)	Agreement Date	Balance at 30 June 2021	Facility size	Interest
Scheme operational working capital (A) (DWER)	1.5 post Scheme commencement date (1 Oct 2020)	11/6/2020	11,076,923	16,000,000	Variable per the Public Bank Account
Network assistance loan (B) (DWER)	1.5 post Scheme commencement date (1 Oct 2020)	11/6/2020	\$548,308	3,500,000	Nil
Members Loan Facility A	7 post Scheme commencement date (1 Oct 2020)	21/12/2018 (Variation signed 8/1/2020)	10,000,000	10,000,000	7.2%
Members Loan Facility B	10 post Scheme commencement date (1 Oct 2020)	21/12/2018 (Variation signed 8/1/2020)	599,005	1,000,000	8.1%

#6209893v1



**WA Return Recycle Renew Ltd**  
**Notes to the financial statements**  
**30 June 2021**

**Note 15. Non-current liabilities - Borrowings (continued)**

*Accounting policy for borrowings*

Loans and borrowings are initially recognised at the fair value of the consideration received, net of transaction costs. They are subsequently measured at amortised cost using the effective interest method.

**Note 16. Non-current liabilities - Lease Liabilities**

	<b>2021</b>	<b>2020</b>
	<b>\$</b>	<b>\$</b>
Lease Liability	<u>669,457</u>	<u>552,003</u>

**Note 17. Equity - reserves**

	<b>2021</b>	<b>2020</b>
	<b>\$</b>	<b>\$</b>
Other reserves	<u>-</u>	<u>(8,787,105)</u>

**Note 18. Remuneration of auditors**

During the financial year the following fees were paid or payable for services provided by Grant Thornton Audit Pty Ltd , the auditor of the Company:

	<b>2021</b>
	<b>\$</b>
<i>Audit services -</i> Audit of the financial statements	<u>60,000</u>

**Note 19. Contingent liabilities**

The Company had no contingent liabilities as at 30 June 2021 and 30 June 2020.

**Note 20. Events after the reporting period**

No matter or circumstance has arisen since 30 June 2021 that has significantly affected, or may significantly affect the Company's operations, the results of those operations, or the Company's state of affairs in future financial years.

**WA Return Recycle Renew Ltd**  
**Notes to the financial statements**  
**30 June 2021**

**Note 21. Related party transactions**

The Company's related parties include its key management personnel as described below. Unless otherwise stated, none of the transactions incorporate special terms and conditions and no guarantees were given or received.

Transactions with key management personnel

Key management of the Company are the Directors and the Chief Executive Officer. Key management personnel remuneration includes the following expenses:

	<b>2021</b>	<b>2020</b>
	<b>\$</b>	<b>\$</b>
Total key management personnel remuneration	<u>500,546</u>	<u>574,463</u>

Receivable from and payable to related parties

There were no trade receivables from or trade payables to related parties at the current and previous reporting date.

Loans to/from related parties

There were no loans to or from related parties at the current and previous reporting date

**Note 22. Reconciliation of profit/(loss) after income tax to net cash from/(used in) operating activities**

	<b>2021</b>	<b>2020</b>
	<b>\$</b>	<b>\$</b>
Profit/(loss) after income tax expense for the year	25,201,094	(6,568,824)
Adjustments for:		
Depreciation and amortisation	152,128	110,270
Change in operating assets and liabilities:		
Increase in trade and other receivables	(4,870,614)	-
Increase)/decrease in other current assets	(13,456,836)	23,138
Increase/(decrease ) in trade and other payables	9,661,178	1,026,389
Increase/(decrease) in provisions	<u>137,047</u>	<u>88,746</u>
	<u>16,823,997</u>	<u>(5,320,281)</u>


**WA Return Recycle Renew Ltd**  
**Directors' declaration**  
**30 June 2021**

In the directors' opinion:

- the attached financial statements and notes comply with the *Corporations Act 2001*, the Australian Accounting Standards - Simplified Disclosures, the *Australian Charities and Not-for-profits Commission Act 2012* and Western Australian legislation the *Charitable Collections Act 1946* and associated regulations, the *Corporations Regulations 2001* and other mandatory professional reporting requirements;
- The financial statements and notes Western Australia Return Recycle Renew Ltd are in accordance with the *Australian Charities and Not-for-profits Commission Act 2012 (Cth)*, including:
  - Giving a true and fair view of its financial position as at 30 June 2021 and of its performance for the financial year ended on that date; and
  - Complying with Australian Accounting Standards – Simplified Disclosures (including the Australian Accounting Interpretations) and the *Australian Charities and Not-for-profits Commission Regulation 2013 (Cth)*; and
- There are reasonable grounds to believe that the Company will be able to pay its debts as and when they become due and payable.

This report is made in accordance with a resolution of the Directors.

On behalf of the Directors



---

25 October 2021

## Independent Auditor's Report

### To the Members of WA Return Recycle Renew Ltd

#### Report on the audit of the financial report

##### Opinion

We have audited the financial report of WA Return Recycle Renew Ltd (the Registered Entity), which comprises the statement of financial position as at 30 June 2021, the statement of profit or loss and other comprehensive income, statement of changes in equity and statement of cash flows for the year then ended, and notes to the financial statements, including a summary of significant accounting policies, and the Directors' declaration.

In our opinion, the financial report of WA Return Recycle Renew Ltd has been prepared in accordance with Division 60 of the *Australian Charities and Not-for-profits Commission Act 2012*, including:

- a giving a true and fair view of the Registered Entity's financial position as at 30 June 2021 and of its financial performance for the year then ended; and
- b complying with Australian Accounting Standards AASB 1060 General Purpose Financial Statements - Simplified Disclosures for For-Profit and Not-for-Profit Tier 2 Entities and Division 60 of the Australian Charities and Not-for-profits Commission Regulation 2013.

##### Basis for opinion

We conducted our audit in accordance with Australian Auditing Standards. Our responsibilities under those standards are further described in the *Auditor's Responsibilities for the Audit of the Financial Report* section of our report. We are independent of the Registered Entity in accordance with the ethical requirements of the Accounting Professional and Ethical Standards Board's APES 110 *Code of Ethics for Professional Accountants* (the Code) that are relevant to our audit of the financial report in Australia. We have also fulfilled our other ethical responsibilities in accordance with the Code.

We believe that the audit evidence we have obtained is sufficient and appropriate to provide a basis for our opinion.

### Other information

The Directors are responsible for the other information. The other information comprises the information included in the Registered Entity's annual report for the year ended 30 June 2021, but does not include the financial report and our auditor's report thereon.

Our opinion on the financial report does not cover the other information and accordingly we do not express any form of assurance conclusion thereon.

In connection with our audit of the financial report, our responsibility is to read the other information and, in doing so, consider whether the other information is materially inconsistent with the financial report or our knowledge obtained in the audit or otherwise appears to be materially misstated.

If, based on the work we have performed, we conclude that there is a material misstatement of this other information, we are required to report that fact. We have nothing to report in this regard.

### Responsibilities of the Directors for the financial report

The Directors of the Registered Entity are responsible for the preparation and fair presentation of the financial report in accordance with Australian Accounting Standard - *AASB 1060 General Purpose Financial Statements - Simplified Disclosures for For-Profit and Not-for-Profit Tier 2 Entities* and the ACNC Act, and for such internal control as the Directors determine is necessary to enable the preparation of the financial report that is free from material misstatement, whether due to fraud or error.

In preparing the financial report, the Directors are responsible for assessing the Registered Entity's ability to continue as a going concern, disclosing, as applicable, matters related to going concern and using the going concern basis of accounting unless the Directors either intend to liquidate the Registered Entity or to cease operations, or have no realistic alternative but to do so.

The Directors are responsible for overseeing the Registered Entity's financial reporting process.

### Auditor's responsibilities for the audit of the financial report

Our objectives are to obtain reasonable assurance about whether the financial report as a whole is free from material misstatement, whether due to fraud or error, and to issue an auditor's report that includes our opinion. Reasonable assurance is a high level of assurance, but is not a guarantee that an audit conducted in accordance with the Australian Auditing Standards will always detect a material misstatement when it exists. Misstatements can arise from fraud or error and are considered material if, individually or in the aggregate, they could reasonably be expected to influence the economic decisions of users taken on the basis of this financial report.

As part of an audit in accordance with the Australian Auditing Standards, we exercise professional judgement and maintain professional scepticism throughout the audit. We also:


- Identify and assess the risks of material misstatement of the financial report, whether due to fraud or error, design and perform audit procedures responsive to those risks, and obtain audit evidence that is sufficient and appropriate to provide a basis for our opinion. The risk of not detecting a material misstatement resulting from fraud is higher than for one resulting from error, as fraud may involve collusion, forgery, intentional omissions, misrepresentations, or the override of internal control.

- Obtain an understanding of internal control relevant to the audit in order to design audit procedures that are appropriate in the circumstances, but not for the purpose of expressing an opinion on the effectiveness of the Registered Entity's internal control.
- Evaluate the appropriateness of accounting policies used and the reasonableness of accounting estimates and related disclosures made by the Directors.
- Conclude on the appropriateness of the Directors' use of the going concern basis of accounting and, based on the audit evidence obtained, whether a material uncertainty exists related to events or conditions that may cast significant doubt on the Registered Entity's ability to continue as a going concern. If we conclude that a material uncertainty exists, we are required to draw attention in our auditor's report to the related disclosures in the financial report or, if such disclosures are inadequate, to modify our opinion. Our conclusions are based on the audit evidence obtained up to the date of our auditor's report. However, future events or conditions may cause the Registered Entity to cease to continue as a going concern.
- Evaluate the overall presentation, structure and content of the financial report, including the disclosures, and whether the financial report represents the underlying transactions and events in a manner that achieves fair presentation.

We communicate with those charged with governance regarding, among other matters, the planned scope and timing of the audit and significant audit findings, including any significant deficiencies in internal control that we identify during our audit.



GRANT THORNTON AUDIT PTY LTD  
Chartered Accountants



B P Steedman  
Partner – Audit & Assurance

Perth, 25 October 2021

# NUMBER OF AGREEMENTS BY AGREEMENT TYPE (A3)

In accordance with A3 of the Reporting Code, the number of agreements by agreement type in force at the end of the reporting period, and new agreements signed, and agreements terminated during the reporting period are outlined in the table below.

	Status		
	In Force	New	Terminated
<b>SUPPLY AGREEMENTS</b>	421	421	1
<b>REFUND POINT AGREEMENTS</b>	74	16	6
<b>BOTTLE CRUSHERS AGREEMENTS</b>	2	2	-
<b>MATERIAL RECOVERY AGREEMENTS</b>	6	6	-
<b>EXPORT REBATE AGREEMENTS</b>	12	12	-
<b>AGREEMENTS WITH PROCESSORS</b>	4	4	-
<b>AGREEMENTS WITH LOGISTICS PROVIDERS</b>	5	5	-
<b>ARRANGEMENTS WITH RECYCLERS</b>	29	29	-

# AMOUNTS CHARGED TO FIRST RESPONSIBLE SUPPLIERS (A4)

Current and historical figures (up to five years from the appointed day) showing the amounts charged to first responsible suppliers under supply agreements; including the total annual amount charged to first responsible suppliers, as well as the cost charged per material type and aggregated by material type (materials are to be grouped together by material type but not separated by reference to the first responsible supplier in order to maintain confidential information of first responsible suppliers).

Material Type	Value of Containers
<b>ALUMINIUM</b>	\$46,586,194
<b>GLASS</b>	\$34,778,512
<b>HDPE</b>	\$2,281,092
<b>LPB</b>	\$7,257,806
<b>PET</b>	\$35,612,920
<b>STEEL</b>	\$114,716
<b>OTHER</b>	\$36,980
<b>TOTAL</b>	\$126,668,219



# TOTAL NUMBERS OF CONTAINERS SOLD (A6)

Current and historical figures (up to five years from the appointed day) showing total numbers of containers sold in Western Australia by container material type.

Material Type	Number of Containers
<b>ALUMINIUM</b>	406,051,920
<b>GLASS</b>	291,765,801
<b>HDPE</b>	19,235,359
<b>LPB</b>	59,363,824
<b>PET</b>	301,746,786
<b>STEEL</b>	852,442
<b>OTHER</b>	273,227
<b>TOTAL</b>	1,079,289,359

# REFUND POINT ANNUAL VOLUMES BY MATERIAL TYPE AND REGION (A7)

	Aluminum	Glass	HDPE	LPB	Other Materials	PET- Clear	PET Colour	PET - White	Steel
<b>PERTH METRO AREA</b>	115,041,849	81,595,849	2,314,435	5,763,842	45,943	68,652,666	4,074,262	5,536	166,908
<b>SOUTH WEST</b>	19,198,884	13,977,684	365,321	654,315	903	6,122,982	371,024	1,172	11,467
<b>WHEATBELT</b>	9,872,997	5,483,294	151,662	268,929	346	2,339,746	145,010	3,299	4,207
<b>PEEL</b>	8,760,252	6,198,006	142,132	295,704	3,251	3,000,400	134,078	966	6,721
<b>MID WEST</b>	7,808,462	4,332,105	92,090	153,126	321	2,347,558	104,919	1,432	227
<b>GOLDFIELDS - ESPERANCE</b>	7,017,565	4,076,827	123,209	202,695	112	2,744,730	159,306	116	848
<b>PILBARA</b>	6,358,885	3,835,115	73,976	175,768	284	4,100,826	217,459	-	4,673
<b>KIMBERLEY</b>	6,017,625	2,241,036	52,536	103,376	10	1,407,835	149,718	4,414	-
<b>GREAT SOUTHERN</b>	5,823,845	3,768,981	114,478	193,644	222	2,142,461	98,665	115	3,988
<b>GASCOYNE</b>	1,784,305	1,036,766	13,147	28,367	679	454,816	44,727	2,178	1,082
<b>TOTAL</b>	<b>187,684,669</b>	<b>126,545,663</b>	<b>3,442,986</b>	<b>7,839,766</b>	<b>52,071</b>	<b>93,314,020</b>	<b>5,499,168</b>	<b>19,228</b>	<b>200,121</b>

# MRF ANNUAL VOLUMES BY MATERIAL TYPE (A7)

	Aluminum	Glass	HDPE	PET	Mixed Plastic	Total
<b>MRFs</b>	44,676,208	55,571,967	1,164,125	30,144,626	15,153,551	146,710,477
<b>BOTTLE CRUSHERS</b>	-	288,437	-	-	-	288,437
<b>TOTAL</b>	<b>44,676,208</b>	<b>55,860,404</b>	<b>1,164,125</b>	<b>30,144,626</b>	<b>15,153,551</b>	<b>146,998,914</b>

# TOTAL WEIGHT OF MATERIAL TYPES PROCESSED BY RPOs (A8)

Total weight of material types collected and delivered for recycling under the CDS, listed by material types. Processed through refund operators (excluding MRFs).



**ALUMINIUM**

2,321 Tonnes




**GLASS**

23,448 Tonnes



**PET**

1,865 Tonnes



**LIQUID PAPER BOARD**

22 Tonnes



**HDPE**

45 Tonnes

Total revenue from sale of recycling scrap materials: \$5,105,293

# TOTAL WEIGHT OF MATERIAL TYPES PROCESSED BY MRFs (A8)

Total weight of material types collected and delivered for recycling under the CDS, listed by material types. Processed through MRFs (excluding refund operators)



**ALUMINIUM**

785 Tonnes



**GLASS**

37,877 Tonnes



**PET**

2,115 Tonnes



**MIXED PLASTIC**

3,788 Tonnes



**HDPE**

1,554 Tonnes

# TOTAL WEIGHT OF MATERIAL TYPES PROCESSED BY RPOS & MRFs (A8)

Total weight of material types collected and delivered for recycling under the CDS, listed by material types. Processed through RPOs & MRFs.



**ALUMINIUM**

3,106 Tonnes



**GLASS**

55,325 Tonnes



**PET**

3,980 Tonnes



**LIQUID PAPER BOARD**

22 Tonnes



**MIXED PLASTIC**

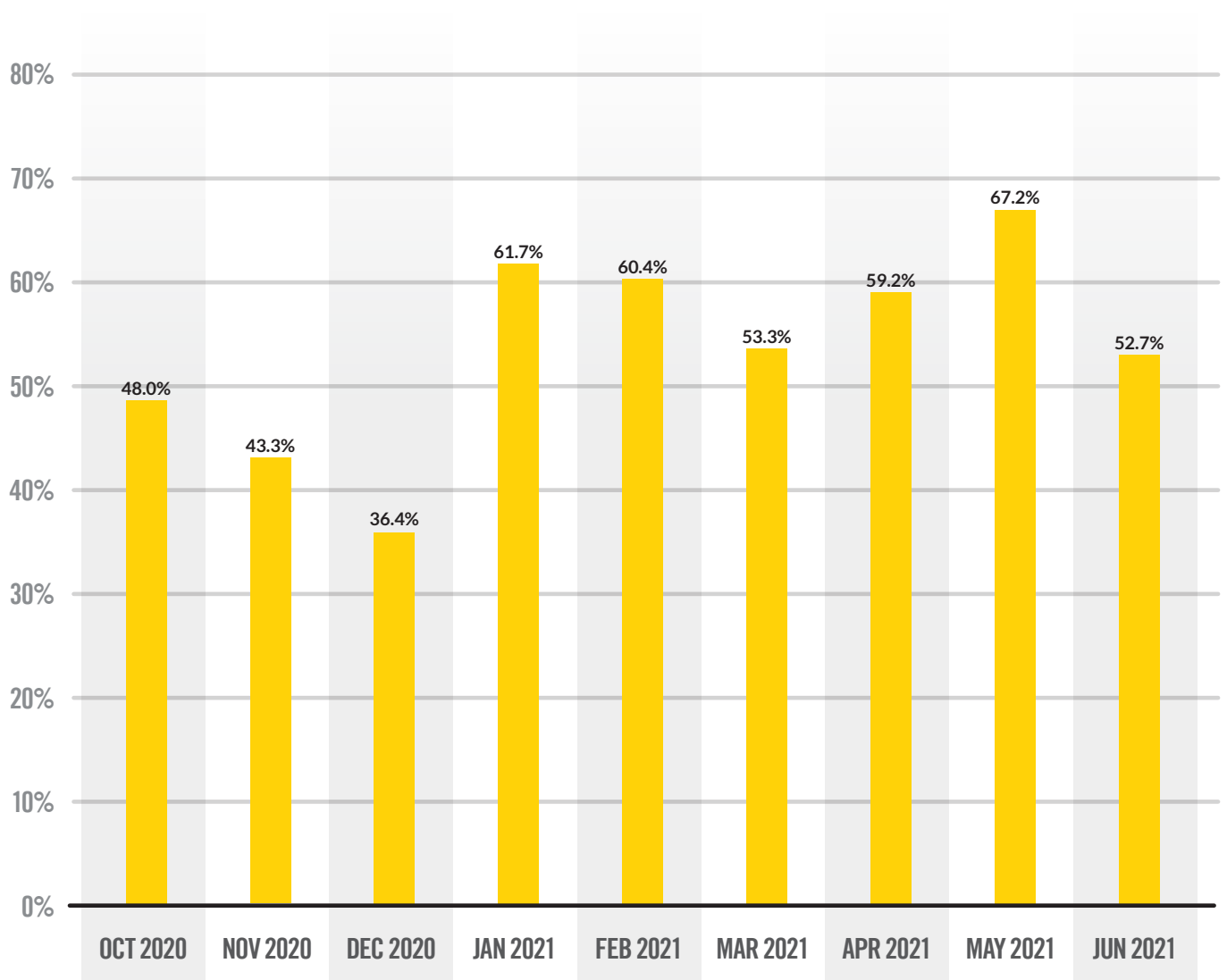
3,788 Tonnes



**HDPE**

1,599 Tonnes

# WESTERN AUSTRALIA REDEMPTION RATE (A9)



# NUMBER OF EACH TYPE OF REFUND POINT BY REGION (A10)

The number of each type of refund point for the metropolitan area and each region operating at the end of the reporting period.

	Number of sites	Sites with disability access
<b>PERTH</b>	96	94
<b>WHEATBELT</b>	28	27
<b>KIMBERLEY</b>	21	21
<b>SOUTHWEST</b>	19	19
<b>GOLDFIELDS - ESPERANCE</b>	11	11
<b>PILBARA</b>	11	11
<b>GREAT SOUTHERN</b>	9	9
<b>MIDWEST</b>	8	8
<b>PEEL</b>	6	6
<b>GASCOYNE</b>	4	4
<b>TOTAL</b>	<b>213</b>	<b>210</b>

Evidence that the access principles described in the minimum network standards have been met, including a record of the percentage of refund points in each region.

This will not be reported this year as the minimum network standards should be met after 12 months from commencement of Scheme.

Please refer to the list of RPO locations on pages 41 - 49.



# LIST OF RPO LOCATIONS AND OPEN HOURS (A10)

	ADDRESS	REGION	MONDAY OPEN HOURS	TUESDAY OPEN HOURS	WEDNESDAY OPEN HOURS	THURSDAY OPEN HOURS	FRIDAY OPEN HOURS	SATURDAY OPEN HOURS	SUNDAY OPEN HOURS	SOCIAL ENTERPRISE
TOMRA Recycling Centre Kelmscott	2921 Albany Highway Units 3 & 4 WA 6111	Perth Metro	7:00am - 7:00pm	7:00am - 7:00pm	7:00am - 7:00pm	7:00am - 7:00pm	7:00am - 7:00pm	7:00am - 5:00pm	7:00am - 5:00pm	No
TOMRA Recycling Centre Belmont	39 Abernethy Rd WA 6104	Perth Metro	7:00am - 7:00pm	7:00am - 7:00pm	7:00am - 7:00pm	7:00am - 7:00pm	7:00am - 7:00pm	7:00am - 5:00pm	7:00am - 5:00pm	No
TOMRA Recycling Centre Myaree	46 McCoy Street WA 6154	Perth Metro	7:00am - 7:00pm	7:00am - 7:00pm	7:00am - 7:00pm	7:00am - 7:00pm	7:00am - 7:00pm	7:00am - 5:00pm	7:00am - 5:00pm	No
TOMRA Recycling Centre Osborne Park	426 Scarborough Beach Road WA 6017	Perth Metro	7:00am - 7:00pm	7:00am - 7:00pm	7:00am - 7:00pm	7:00am - 7:00pm	7:00am - 7:00pm	7:00am - 5:00pm	7:00am - 5:00pm	No
TOMRA Recycling Centre Joondalup	27 Sundew Rise WA 6027	Perth Metro	7:00am - 7:00pm	7:00am - 7:00pm	7:00am - 7:00pm	7:00am - 7:00pm	7:00am - 7:00pm	7:00am - 5:00pm	7:00am - 5:00pm	No
WARRRL Payments Adjustment POS	Unit 2, 1 Centro Avenue WA 6008	Perth Metro	7:30am - 4:30pm	7:30am - 4:30pm	7:30am - 4:30pm	7:30am - 4:30pm	7:30am - 4:30pm	7:30am - 4:30pm	7:30am - 4:30pm	Yes
ABC Foundation - Carnarvon	9 Bassett Way WA 6701	Gascoyne	-	-	12:30pm - 4:30pm	-	-	8:00am - 12:00pm	-	Yes
ABC Foundation Coral Bay	64 Banksia Way WA 6701	Gascoyne	-	11:00am - 1:00pm	-	-	-	-	-	Yes
ABC Foundation Denham	9 Francis Road WA 6537	Gascoyne	12:00pm - 5:00pm	10:00am - 3:00pm	12:00pm - 5:00pm	12:00pm - 5:00pm	10:00am - 3:00pm	-	-	Yes
ABC Foundation - Exmouth	4 Huston Street The Masonic Hall WA 6707	Gascoyne	-	-	-	-	-	8:00am - 10:30am	-	Yes
ABC Foundation - Meekatharra	18 Marmont Street WA 6642	Mid West	-	-	12:30 PM - 4:30 PM	-	-	8:00 AM - 12:00 PM	-	Yes
Ability Centre - Beckenham	13-15 Camberwell Street WA 6107	Perth Metro	9:30am - 4:00pm	9:30am - 4:00pm	9:30am - 4:00pm	9:30am - 4:00pm	9:30am - 4:00pm	8:30am - 12:30pm	-	Yes
Ability Centre - Bibra Lake	30 Miguel Rd WA 6163	Perth Metro	9:30am - 4:00pm	9:30am - 4:00pm	9:30am - 4:00pm	9:30am - 4:00pm	9:30am - 4:00pm	8:30am - 12:30pm	-	Yes
Ability Centre - Midvale	25 Stanhope Gardens WA 6056	Perth Metro	9:00am - 4:00pm	9:00am - 4:00pm	9:00am - 4:00pm	9:00am - 4:00pm	9:00am - 4:00pm	8:30am - 12:30pm	-	Yes
Down Under Recycling - Armadale	273 South Western Highway WA 6112	Perth Metro	8:00am - 5:00pm	8:00am - 5:00pm	8:00am - 5:00pm	8:00am - 5:00pm	8:00am - 5:00pm	8:00am - 1:00pm	8:00am - 12:00pm	No
Bridging the Gap Port Kennedy	20 Blackburn Drive WA 6172	Perth Metro	9:00am - 4:30pm	9:00am - 4:30pm	9:00am - 4:30pm	9:00am - 4:30pm	9:00am - 4:30pm	9:00am - 4:30pm	9:00am - 3:00pm	Yes
Ashburton Tom Price	39 Boonderoo Road WA 6751	Pilbara	-	-	12:00pm - 4:00pm	-	12:00pm - 4:00pm	8:00am - 12:00pm	-	Yes
Ashburton Paraburdoo	1 Ashburton Ave WA 6754	Pilbara	-	-	-	1:00pm - 4:00pm	-	1:00pm - 4:00pm	-	Yes
Containers For Cash Mandurah	5 Rafferty Road WA 6210	Peel	8:00am - 4:30pm	8:00am - 4:30pm	8:00am - 4:30pm	8:00am - 4:30pm	8:00am - 4:30pm	8:30am - 4:30pm	9:00am - 1:00pm	No
Bidayanga Community Store	Bidayanga Road Bidayanga Aboriginal Community WA 6725	Kimberley	-	2:00pm - 4:00pm	-	2:00pm - 4:00pm	-	2:00pm - 4:00pm	-	Yes
Exchange Depot - Picton	1/3 Sutherland Way WA 6229	South West	8:00am - 4:00pm	8:00am - 4:00pm	8:00am - 4:00pm	8:00am - 4:00pm	8:00am - 4:00pm	8:00am - 12:00pm	-	No
Exchange Depot - Forrestfield	9 Webster Road WA 6058	Perth Metro	8:00am - 4:00pm	8:00am - 4:00pm	8:00am - 4:00pm	8:00am - 4:00pm	8:00am - 4:00pm	8:00am - 4:00pm	9:00am - 2:00pm	No
Exchange Depot - Kwinana Beach	35 Butcher Street WA 6167	Perth Metro	8:00am - 4:00pm	8:00am - 4:00pm	8:00am - 4:00pm	8:00am - 4:00pm	8:00am - 4:00pm	8:00am - 4:00pm	9:00am - 2:00pm	No
Exchange Depot - Esperance	19 Effe Turner Drive WA 6450	Goldfields - Esperance	8:00am - 4:00pm	8:00am - 4:00pm	8:00am - 4:00pm	8:00am - 4:00pm	8:00am - 4:00pm	8:00am - 12:00pm	-	No
Exchange Depot Bertram	17 Holden Close WA 6167	Perth Metro	9:00am - 1:00pm	-	-	-	-	9:00am - 1:00pm	-	No
Exchange Depot Byford	868 South Western Hwy WA 6122	Perth Metro	10:00am - 7:00pm	10:00am - 7:00pm	10:00am - 7:00pm	10:00am - 7:00pm	11:00am - 8:00pm	11:00am - 8:00pm	10:00am - 6:00pm	No

# LIST OF RPO LOCATIONS AND OPEN HOURS (CONT.) (A10)

	ADDRESS	REGION	MONDAY OPEN HOURS	TUESDAY OPEN HOURS	WEDNESDAY OPEN HOURS	THURSDAY OPEN HOURS	FRIDAY OPEN HOURS	SATURDAY OPEN HOURS	SUNDAY OPEN HOURS	SOCIAL ENTERPRISE
Exchange Depot - Bayswater	27 Moojebing street WA 6053	Perth Metro	8:00am - 4:00pm	8:00am - 4:00pm	8:00am - 4:00pm	8:00am - 4:00pm	8:00am - 4:00pm	8:00am - 4:00pm	9:00am - 2:00pm	No
Recycle to Change WA - Willetton	Unit 1/2, 3 Moonie Street WA 6155	Perth Metro	8:00am - 4:00pm	8:00am - 4:00pm	8:00am - 4:00pm	8:00am - 4:00pm	8:00am - 4:00pm	8:00am - 1:00pm	8:00am - 1:00pm	No
Stanley Road Waste Management Facility	Lot 45 Stanley Road WA 6233	South West	9:00am - 4:30pm	9:00am - 4:30pm	9:00am - 4:30pm	9:00am - 4:30pm	9:00am - 4:30pm	9:00am - 4:30pm	9:00am - 4:30pm	No
ECO EXCHANGE Recycling Cervantes	2 Aragon St Cervantes Football Oval WA 6511	Wheatbelt	-	1:00pm - 5:00pm	-	-	-	-	1:00pm - 5:00pm	No
ECO EXCHANGE Recycling Gabbadah	13 King Drive Woodridge Markets WA 6041	Wheatbelt	-	-	1:00 PM - 5:00 PM	-	-	1:00 PM - 5:00 PM	-	No
ECO EXCHANGE Recycling Jurien Bay	3 Bashford St Jurien Bay Football Oval WA 6516	Wheatbelt	-	8:00am - 12:00pm	-	-	-	-	8:00am - 12:00pm	No
ECO EXCHANGE Recycling Lancelin	35 Walker Ave WA 6044	Wheatbelt	-	9:00am - 3:00pm	-	-	-	-	9:00am - 3:00pm	No
ECO EXCHANGE recycling Gingin	Granville Civic Centre Weld Street WA 6503	Wheatbelt	-	-	8:00 AM - 12:00 PM	-	-	8:00 AM - 12:00 PM	-	No
Roundabout Recycling Joondalup	5 Winton Ave WA 6027	Perth Metro	8:30am - 4:30pm	8:30am - 4:30pm	8:30am - 4:30pm	8:30am - 4:30pm	8:30am - 4:30pm	8:30am - 4:30pm	-	No
Care For Hedland - Hedland Mens Shed	McGregor Street Port Hedland Turf Club Carpark Port Hedland Men's Shed WA 6721	Pilbara	-	-	-	-	-	8:00am - 10:00am	-	Yes
Care For Hedland Port Hedland Turf Club	McGregor Street Port Hedland Turf Club Carpark WA 6721	Pilbara	-	-	-	-	-	8:00am - 10:00am	-	Yes
Care For Hedland South Hedland Shopping Centre Carpark	Forrest Circle and Wise Terrace South Hedland Shopping Centre Carpark WA 6722	Pilbara	-	-	-	-	-	8:00am - 10:00am	-	Yes
Care For Hedland Wedgefield Refund Collection Point	15 Moorambine St WA 6721	Pilbara	8:00am - 4:00pm	8:00am - 4:00pm	8:00am - 4:00pm	8:00am - 4:00pm	8:00am - 4:00pm	8:00am - 1:00pm	-	Yes
Cash4Cans Capel	Anglican Car park, Forrest Road WA 6271	South West	-	-	-	8:00am - 12:00pm	-	8:00am - 12:00pm	-	No
Cash4Cans Collie	2 Marshall St WA 6225	South West	8:30am - 4:00pm	8:30am - 4:00pm	8:30am - 4:00pm	8:30am - 4:00pm	8:30am - 4:00pm	8:00am - 12:00pm	-	No
Cash4Cans Harvey	Harvey Recreation Ground Young Street WA 6225	South West	-	8:00am - 12:00pm	-	-	-	8:00am - 12:00pm	-	No
Cash4Cans Darkan	Darkan Mens Shed - Burrowes Street WA 6392	Wheatbelt	-	-	-	-	-	-	9:00am - 12:00pm	No
Avonvalley cash 4 containers Cunderdin CRC	57 Main Street WA 6407	Wheatbelt	6:00am - 6:00pm	6:00am - 6:00pm	6:00am - 6:00pm	6:00am - 6:00pm	6:00am - 6:00pm	6:00am - 6:00pm	6:00am - 6:00pm	No
Avonvalley Cash 4 Containers Northam	51 Old York Road WA 6401	Wheatbelt	-	-	9:00am - 5:00pm	-	-	-	-	No
Avonvalley cash 4 containers IGA X-press Plus Liquor Wundowie	46-48 Boronia Avenue IGA WA 6560	Wheatbelt	8:00am - 6:00pm	8:00am - 6:00pm	8:00am - 6:00pm	8:00am - 6:00pm	8:00am - 6:00pm	8:00am - 6:00pm	8:00am - 3:00pm	No
Avonvalley Cash 4 Containers Exchange Tavern Pingelly	1 Pasture Street WA 6308	Wheatbelt	6:00am - 6:00pm	6:00am - 6:00pm	6:00am - 6:00pm	6:00am - 6:00pm	6:00am - 6:00pm	6:00am - 6:00pm	6:00am - 6:00pm	No
Avonvalley Cash 4 Containers Council Road Beverley WA 6304	22 Council Road WA 6304	Wheatbelt	6:00am - 6:00am	6:00am - 6:00am	6:00am - 6:00am	6:00am - 6:00am	6:00am - 6:00am	6:00am - 6:00am	6:00am - 6:00am	No
Avonvalley Cash 4 Containers Richardson Street Brookton WA 6306	500/507 Richardson Street WA 6306	Wheatbelt	6:00am - 6:00am	6:00am - 6:00am	6:00am - 6:00am	6:00am - 6:00am	6:00am - 6:00am	6:00am - 6:00am	6:00am - 6:00am	No
City of Bunbury	13 Smokebush Drive WA 6230	South West	9:00am - 3:30pm	9:00am - 3:30pm	9:00am - 3:30pm	9:00am - 3:30pm	9:00am - 3:30pm	8:00am - 12:00pm	-	No
Fremantle Containers for Change	83 Knutsford Street Fremantle Recycling Centre WA 6160	Perth Metro	8:00 AM - 4:30 PM	8:00 AM - 4:30 PM	-	8:00 AM - 4:30 PM	8:00 AM - 4:30 PM	10:00 AM - 4:00 PM	12:00 PM - 4:00 PM	No

# LIST OF RPO LOCATIONS AND OPEN HOURS (CONT.) (A10)

	ADDRESS	REGION	MONDAY OPEN HOURS	TUESDAY OPEN HOURS	WEDNESDAY OPEN HOURS	THURSDAY OPEN HOURS	FRIDAY OPEN HOURS	SATURDAY OPEN HOURS	SUNDAY OPEN HOURS	SOCIAL ENTERPRISE
City of Fremantle Drop Off	70 Parry Street City of Fremantle Reception WA 6160	Perth Metro	8:00am - 4:00pm	8:00am - 4:00pm	8:00am - 4:00pm	8:00am - 4:00pm	8:00am - 4:00pm	-	11:00am - 3:00pm	No
City of Stirling - Container Refund Point	257 Balcatta Road Unit 11 WA 6021	Perth Metro	8:00am - 5:00pm	8:00am - 5:00pm	8:00am - 5:00pm	8:00am - 5:00pm	8:00am - 5:00pm	8:00am - 4:00pm	8:00am - 4:00pm	No
Recycling Centre Balcatta	238 Balcatta Road Recycling Centre Balcatta WA 6021	Perth Metro	7:30am - 4:00pm	7:30am - 4:00pm	7:30am - 4:00pm	7:30am - 4:00pm	7:30am - 4:00pm	7:30am - 4:00pm	8:00am - 4:00pm	No
COLLIER ROAD METAL RECYCLING	228 Collier Rd WA 6053	Perth Metro	8:00 AM - 4:00 PM	8:00 AM - 4:00 PM	8:00 AM - 4:00 PM	8:00 AM - 4:00 PM	8:00 AM - 4:00 PM	8:00 AM - 3:00 PM	10:00AM - 2:00PM	No
Community Recycling Boddington Mobile	Bannister Rd Youth Center Car Park WA 6390	Peel	-	-	-	9:00am - 1:00pm	-	-	-	Yes
Community Recycling Erskine Over the Counter	39 Galbraith Loop WA 6210	Peel	8:00am - 4:00pm	8:00am - 4:00pm	8:00am - 4:00pm	8:00am - 4:00pm	8:00am - 4:00pm	8:00am - 4:00pm	-	Yes
Community Recycling Mandurah Central	Clarice Street Peel Thunder Football Club WA 6210	Peel	8:00am - 4:30pm	8:00am - 4:30pm	8:00am - 4:30pm	8:00am - 4:30pm	8:00am - 4:30pm	8:00am - 12:00pm	9:00am - 1:00pm	Yes
Community Recycling Baldivis	The Baldivis Recreation Centre Fifty Road WA 6171	Perth Metro	9:00am - 1:00pm	-	-	9:00am - 1:00pm	-	-	-	Yes
Community Recycling Rockingham Over the Counter	19 Dixon Road WA 6168	Perth Metro	8:00am - 4:00pm	8:00am - 4:00pm	8:00am - 4:00pm	8:00am - 4:00pm	8:00am - 4:00pm	8:00am - 4:00pm	-	Yes
Community Recycling Pinjarra Mobile	James Street Car Park WA 6208	Peel	-	9:00am - 1:00pm	-	-	-	-	-	Yes
Community Recycling Mundijong Mobile	Cockram Street Mundijong Park WA 6123	Peel	-	-	-	9:00am - 1:00pm	-	-	-	Yes
Community Recycling Waroona Mobile	Millar St Waroona Town Oval WA 6215	Peel	-	-	9:00am - 1:00pm	-	-	-	-	Yes
Community Recycling Boddington Bag Drop	20 Bannister Rd WA 6390	Peel	-	-	-	9:00am - 12:00pm	-	9:00am - 12:00pm	-	Yes
Ethos Recycling Del Park	4267 South West Highway WA 6207	Peel	-	11:00am - 3:00pm	-	2:00pm - 6:00pm	-	9:00am - 1:00pm	-	No
Karnup Roadhouse	2261 Mandurah Rd WA 6176	Perth Metro	6:00am - 6:00am	6:00am - 6:00am	6:00am - 6:00am	6:00am - 6:00am	6:00am - 6:00am	6:00am - 6:00am	6:00am - 6:00am	No
Lot 23 Djarindjin Community MUNS workshop	Djarindjin Community, MUNS workshop James Street WA 6725	Kimberley	8:30am - 12:30pm	8:30am - 12:30pm	8:30am - 12:30pm	8:30am - 12:30pm	8:30am - 12:30pm	9:00am - 11:00am	-	Yes
EKJP Balgo	Lot 50 Balgo Community WA 6770	Kimberley	-	1:00pm - 3:00pm	-	-	-	-	-	Yes
EKJP Billiluna	Lot 84 Billiluna Community WA 6770	Kimberley	-	-	1:00pm - 3:00pm	-	-	-	-	Yes
EKJP Doon Doon	LOT 60, Great Northern Highway WA 6743	Kimberley	-	-	-	1:00pm - 3:00pm	-	-	-	Yes
EKJP Halls Creek	5 Neighbour Street WA 6770	Kimberley	-	-	1:00pm - 3:00pm	1:00pm - 3:00pm	-	8:00am - 12:00pm	-	Yes
EKJP Kalumburu	Lot 72 Kalumburu Boulevard WA 6740	Kimberley	-	-	1:00pm - 3:00pm	-	-	-	-	Yes
EKJP Kundat Djaru	Lot 44 Kundat Djaru Community WA 6770	Kimberley	-	1:00pm - 3:00pm	-	-	-	-	-	Yes
EKJP Kununurra	Lot 26 Ivanhoe Road WA 6743	Kimberley	-	-	8:00am - 12:00pm	8:00am - 12:00pm	8:00am - 12:00pm	8:00am - 12:00pm	-	Yes
EKJP Mulan	Lot 46 Mulan Community WA 6770	Kimberley	-	-	-	1:00pm - 3:00pm	-	-	-	Yes
EKJP Warmun	Lot 54 Warmun Community WA 6743	Kimberley	-	2:00pm - 4:00pm	-	-	-	-	-	Yes

# LIST OF RPO LOCATIONS AND OPEN HOURS (CONT.) (A10)

	ADDRESS	REGION	MONDAY OPEN HOURS	TUESDAY OPEN HOURS	WEDNESDAY OPEN HOURS	THURSDAY OPEN HOURS	FRIDAY OPEN HOURS	SATURDAY OPEN HOURS	SUNDAY OPEN HOURS	SOCIAL ENTERPRISE
EKJP Wyndham	Clarrie Cassidy Oval WA 6740	Kimberley	-	9:00am - 12:00pm	-	-	-	-	-	Yes
EKJP - Wyndham Bag Drop	1 Ord Street WA 6740	Kimberley	8:00am - 10:00am	8:00am - 10:00am	8:00am - 10:00am	-	-	-	-	Yes
EKJP REVIVE Bag Drop	5 Konkerberry Drive WA 6743	Kimberley	-	9:00am - 4:00pm	9:00am - 4:00pm	9:00am - 4:00pm	9:00am - 4:00pm	8:00am - 1:00pm	-	Yes
Gnowangerup Heritage Recycle Depot	Lot 502 Alymore Street WA 6335	Great Southern	-	-	-	-	-	10:00am - 3:00pm	10:00am - 1:00pm	Yes
Gnowangerup Heritage Recycle Depot - Aggregation	9 Mcdonald Street WA 6335	Great Southern	-	-	-	-	-	10:00am - 3:00pm	10:00am - 1:00pm	Yes
Good Sammy Recycling Morley	32 Rudloc Road Unit 1 WA 6062	Perth Metro	9:00am - 5:30pm	9:00am - 5:30pm	9:00am - 5:30pm	9:00am - 5:30pm	9:00am - 5:30pm	9:00am - 5:00pm	12:00pm - 5:00pm	Yes
Good Sammy Recycling Canning Vale	33-35 Banister Road WA 6155	Perth Metro	9:00am - 5:00pm	9:00am - 5:00pm	9:00am - 5:00pm	9:00am - 5:00pm	9:00am - 5:00pm	9:00am - 5:00pm	12:00pm - 5:00pm	Yes
Good Sammy Recycling Willetton	147 High Road Unit 4 WA 6155	Perth Metro	9:00am - 5:30pm	9:00am - 5:30pm	9:00am - 5:30pm	9:00am - 7:00pm	9:00am - 5:30pm	9:00am - 5:00pm	12:00pm - 5:00pm	Yes
Good Sammy Recycling Cannington	1293 - 1295 Albany Highway Unit 6 WA 6107	Perth Metro	9:00am - 5:00pm	9:00am - 5:00pm	9:00am - 5:00pm	9:00am - 5:00pm	9:00am - 5:00pm	9:00am - 4:30pm	12:00pm - 4:30pm	Yes
Good Sammy Recycling Gosnells	2282 & 2288 Albany Highway WA 6110	Perth Metro	9:00am - 5:00pm	9:00am - 5:00pm	9:00am - 5:00pm	9:00am - 5:00pm	9:00am - 5:00pm	9:00am - 4:30pm	12:00pm - 4:30pm	Yes
Good Sammy Recycling Mandurah	120 Pinjarra Road WA 6210	Perth Metro	9:00am - 5:30pm	9:00am - 5:30pm	9:00am - 5:30pm	9:00am - 5:30pm	9:00am - 5:30pm	9:00am - 5:00pm	12:00pm - 5:00pm	Yes
Good Sammy Recycling Booragoon	491 Marmion Street Units 3 & 4 WA 6154	Perth Metro	9:00am - 5:30pm	9:00am - 5:30pm	9:00am - 5:30pm	9:00am - 5:30pm	9:00am - 5:30pm	9:00am - 5:00pm	12:00pm - 5:00pm	Yes
Good Sammy Recycling Osborne Park	320 Selby Street Unit 3 WA 6017	Perth Metro	9:00am - 5:30pm	9:00am - 5:30pm	9:00am - 5:30pm	9:00am - 7:00pm	9:00am - 5:30pm	9:00am - 5:00pm	12:00pm - 5:00pm	Yes
Good Sammy Recycling Malaga	23 Bonner Drive Unit 1 WA 6090	Perth Metro	9:00am - 5:30pm	9:00am - 5:30pm	9:00am - 5:30pm	9:00am - 5:30pm	9:00am - 5:30pm	9:00am - 5:00pm	12:00pm - 5:00pm	Yes
Good Sammy Recycling Wanneroo Drive Through Depot	Unit 8, Drovers Market PI 1387 Wanneroo Road WA 6065	Perth Metro	8:00am - 4:00pm	8:00am - 4:00pm	8:00am - 4:00pm	8:00am - 4:00pm	8:00am - 4:00pm	8:00am - 4:00pm	10:00am - 3:00pm	Yes
Good Sammy Recycling Wanneroo Instore Bag Drop	Unit 12, Drovers Market PI 1387 Wanneroo Road WA 6065	Perth Metro	9:00am - 5:00pm	9:00am - 5:00pm	9:00am - 5:00pm	9:00am - 5:00pm	9:00am - 5:00pm	9:00am - 5:00pm	12:00pm - 5:00pm	Yes
Good Sammy Recycling Butler	8 Butler Boulevard Units 9 & 10 WA 6036	Perth Metro	9:00am - 5:30pm	9:00am - 5:30pm	9:00am - 5:30pm	9:00am - 5:30pm	9:00am - 5:30pm	9:00am - 5:00pm	12:00pm - 5:00pm	Yes
Good Sammy Recycling - Southern River	712 Ranford Rd WA 6110	Perth Metro	9:00am - 5:30pm	9:00am - 5:30pm	9:00am - 5:30pm	9:00am - 5:30pm	9:00am - 5:30pm	9:00am - 5:00pm	12:00pm - 5:00pm	Yes
Good Sammy Recycling - Belmont	Unit 8/199 Abernethy Rd WA 6114	Perth Metro	9:00am - 5:30pm	9:00am - 5:30pm	9:00am - 5:30pm	9:00am - 7:00pm	9:00am - 5:30pm	9:00am - 5:00pm	12:00pm - 5:00pm	Yes
Good Sammy Recycling - MT Lawley	768 Beaufort Street WA 6050	Perth Metro	9:00am - 5:30pm	9:00am - 5:30pm	9:00am - 5:30pm	9:00am - 5:30pm	9:00am - 5:30pm	9:00am - 5:00pm	12:00pm - 5:00pm	Yes
Good Sammy Recycling - Subiaco	28 Rokeby Road WA 6008	Perth Metro	9:00am - 5:30pm	9:00am - 5:30pm	9:00am - 5:30pm	9:00am - 7:00pm	9:00am - 5:30pm	9:00am - 5:00pm	12:00pm - 5:00pm	Yes
Recycle to Change WA - Burswood Park Drop-off	Corner Glenn Place and Victoria Park Drive WA 6100	Perth Metro	6:00am - 6:00am	6:00am - 6:00am	6:00am - 6:00am	6:00am - 6:00am	6:00am - 6:00am	6:00am - 6:00am	6:00am - 6:00am	Yes
Recycle to Change WA - Victoria Park Community Centre Drop-Off	248 (Lot 10) Gloucester Street WA 6101	Perth Metro	6:00am - 6:00am	6:00am - 6:00am	6:00am - 6:00am	6:00am - 6:00am	6:00am - 6:00am	6:00am - 6:00am	6:00am - 6:00am	Yes
Hopetoun Men in Sheds	86 Tamar Street WA 6348	Goldfields - Esperance	-	9:00am - 12:00pm	-	9:00am - 12:00pm	-	8:00am - 10:00am	8:00am - 12:00pm	Yes
Containers for Cash Kalbarri	55 Hackney Street WA 6536	Mid West	-	9:00am - 12:00pm	9:00am - 12:00pm	-	-	-	-	No
Containers for Cash Kalbarri - Aggregation	8 Atkinson Crescent WA 6536	Mid West	8:30am - 2:00pm	8:30am - 2:00pm	8:30am - 2:00pm	8:30am - 2:00pm	8:30am - 2:00pm	9:00am - 12:00pm	-	No

# LIST OF RPO LOCATIONS AND OPEN HOURS (CONT.) (A10)

	ADDRESS	REGION	MONDAY OPEN HOURS	TUESDAY OPEN HOURS	WEDNESDAY OPEN HOURS	THURSDAY OPEN HOURS	FRIDAY OPEN HOURS	SATURDAY OPEN HOURS	SUNDAY OPEN HOURS	SOCIAL ENTERPRISE
Great Southern Waste Disposal	21 Graham Road WA 6312	Wheatbelt	-	-	8:00am - 12:00pm	-	-	8:00am - 12:00pm	12:00pm -	No
Boyup Brook Lions Club	147 Bode St WA 6244	South West	-	-	-	-	-	10:00 am - 2:00 pm	11:00 am - 3:00 pm	Yes
Donnybrook Balingup Lions Club Containers for Change	10 Cherrydale Way WA 6239	South West	-	1:00pm - 5:00pm	1:00pm - 5:00pm	-	9:00am - 1:00pm	8:00am - 2:00pm	-	Yes
Lions Recycling Centre	1 Hillview Road Lot 300 WA 6290	South West	-	-	-	8:00am - 12:00pm	-	8:00am - 12:00pm	-	Yes
WA Container Exchange O'Connor	29 Bowen Street WA 6163	Perth Metro	8:00am - 4:30pm	8:00am - 4:30pm	8:00am - 4:30pm	8:00am - 4:30pm	8:00am - 4:30pm	8:00am - 3:00pm	9:00am - 1:00pm	No
WA Container Exchange Coogee	19 Arlington Loop Coogee Community Hall WA 6166	Perth Metro	-	2:00pm - 4:00pm	-	2:00pm - 4:00pm	-	-	-	No
Marra Worra Worra Recycling	158 Great Northern Highway WA 6765	Kimberley	-	7:00am - 11:00am	-	-	7:00am - 11:00am	8:00am - 12:00pm	-	Yes
Wangkatjunga Community	Wangkatjunga Community WA 6765	Kimberley	-	-	12:00pm - 2:00pm	-	-	-	-	Yes
Yiyili Community	Yiyili Community WA 6765	Kimberley	-	-	9:00am - 11:00am	-	-	-	-	Yes
Yunggora (Noonkanbah) Community	Yunggora Community WA 6765	Kimberley	-	-	10:00am - 12:00pm	-	-	-	-	Yes
Marra Worra Worra Fitzroy Aggregation	19 Emanuel Way WA 6765	Kimberley	-	7:00am - 11:00am	-	-	7:00am - 11:00am	8:00am - 12:00pm	-	Yes
Nirrumbuk Enviromental Health and Services	29 Clementson Street WA 6725	Kimberley	9:00am - 3:30pm	9:00am - 3:30pm	9:00am - 3:30pm	9:00am - 3:30pm	9:00am - 3:30pm	9:00am - 1:00pm	-	Yes
North West Recycling - Karratha	25 CRANE CIRCLE WA 6714	Pilbara	9:00am - 5:00pm	9:00am - 5:00pm	9:00am - 5:00pm	9:00am - 5:00pm	9:00am - 5:00pm	8:00am - 12:00pm	-	No
North West Recycling - Onslow	47 Third Ave Sporting Club Carpark WA 6710	Pilbara	-	-	12:00pm - 6:00pm	8:00am - 12:00pm	-	-	-	No
North West Recycling - Pannawonica	192 Pannawonica Drive WA 6716	Pilbara	-	-	2:00pm - 6:00pm	8:00am - 12:00pm	-	-	-	No
North West Recycling - Wickham	Carse Street WA 6720	Pilbara	-	-	-	-	-	8:00am - 12:00pm	-	No
Wheatbelt Cash for Containers - Bruce Rock	40-42 Johnson St WA 6418	Wheatbelt	6:00am - 6:00am	6:00am - 6:00am	6:00am - 6:00am	6:00am - 6:00am	6:00am - 6:00am	6:00am - 6:00am	6:00am - 6:00am	No
Wheatbelt Cash for Containers - Kellerberrin	132 Massingham Street WA 6410	Wheatbelt	6:00am - 6:00am	6:00am - 6:00am	6:00am - 6:00am	6:00am - 6:00am	6:00am - 6:00am	6:00am - 6:00am	6:00am - 6:00am	No
Wheatbelt Cash for Containers - Merredin	3 Benson Rd WA 6415	Wheatbelt	-	-	12:00 pm - 5:00 pm	12:00 pm - 5:00 pm	12:00 pm - 5:00 pm	9:00 am - 1:00 pm	-	No
Wheatbelt Cash for Containers - Westonia	32 Wolfram Street WA 6423	Wheatbelt	6:00am - 6:00am	6:00am - 6:00am	6:00am - 6:00am	6:00am - 6:00am	6:00am - 6:00am	6:00am - 6:00am	6:00am - 6:00am	No
Wheatbelt Cash for Containers - Southern Cross	46 Acherar Street WA 6426	Wheatbelt	6:00am - 6:00am	6:00am - 6:00am	6:00am - 6:00am	6:00am - 6:00am	6:00am - 6:00am	6:00am - 6:00am	6:00am - 6:00am	No
Wheatbelt Cash for Containers - Mukinbudin	Lot 144 Bent Street WA 6479	Wheatbelt	6:00am - 6:00am	6:00am - 6:00am	6:00am - 6:00am	6:00am - 6:00am	6:00am - 6:00am	6:00am - 6:00am	6:00am - 6:00am	No
Return-It Bunbury	6 Zaknic Place WA 6230	South West	8:00am - 4:00pm	8:00am - 4:00pm	8:00am - 4:00pm	8:00am - 4:00pm	8:00am - 4:00pm	8:00am - 4:00pm	8:00am - 2:00pm	No
Return-It Busselton	8 Wright Street WA 6280	South West	8:00am - 4:00pm	8:00am - 4:00pm	8:00am - 4:00pm	8:00am - 4:00pm	8:00am - 4:00pm	8:00am - 4:00pm	8:00am - 2:00pm	No
Return-It Express Busselton	Busselton Waste Transfer and Recycling Centre Rendezvous road WA 6280	South West	7:30am - 4:00pm	7:30am - 4:00pm	7:30am - 4:00pm	7:30am - 4:00pm	7:30am - 4:00pm	7:30am - 4:00pm	7:30am - 4:00pm	No
Return-It Welshpool	2/16 Kewdale Rd WA 6106	Perth Metro	8:00am - 4:00pm	8:00am - 4:00pm	8:00am - 4:00pm	8:00am - 4:00pm	8:00am - 4:00pm	8:00am - 4:00pm	8:00am - 2:00pm	No

# LIST OF RPO LOCATIONS AND OPEN HOURS (CONT.) (A10)

	ADDRESS	REGION	MONDAY OPEN HOURS	TUESDAY OPEN HOURS	WEDNESDAY OPEN HOURS	THURSDAY OPEN HOURS	FRIDAY OPEN HOURS	SATURDAY OPEN HOURS	SUNDAY OPEN HOURS	SOCIAL ENTERPRISE
Return-It Cockburn	12 Blackly Row WA 6164	Perth Metro	8:00am - 4:00pm	8:00am - 4:00pm	8:00am - 4:00pm	8:00am - 4:00pm	8:00am - 4:00pm	8:00am - 4:00pm	8:00am - 2:00pm	No
Return-It Shenton Park	10 Selby Street WA 6008	Perth Metro	8:00am - 4:00pm	8:00am - 4:00pm	8:00am - 4:00pm	8:00am - 4:00pm	8:00am - 4:00pm	10:00am - 4:00pm	10:00am - 4:00pm	No
Return-It Balcatta	2/20 Abrams St WA 6021	Perth Metro	8:00am - 4:00pm	8:00am - 4:00pm	8:00am - 4:00pm	8:00am - 4:00pm	8:00am - 4:00pm	8:00am - 4:00pm	8:00am - 2:00pm	No
Return-It Malaga	14 Century Road WA 6090	Perth Metro	8:00am - 4:00pm	8:00am - 4:00pm	8:00am - 4:00pm	8:00am - 4:00pm	8:00am - 4:00pm	8:00am - 4:00pm	8:00am - 2:00pm	No
Return-It Clarkson	23 Caloundra road WA 6030	Perth Metro	8:00am - 4:00pm	8:00am - 4:00pm	8:00am - 4:00pm	8:00am - 4:00pm	8:00am - 4:00pm	8:00am - 4:00pm	10:00am - 4:00pm	No
Return-It Geraldton	8 Bradford Street WA 6532	Mid West	8:00am - 4:00pm	8:00am - 4:00pm	8:00am - 4:00pm	8:00am - 4:00pm	8:00am - 4:00pm	8:00am - 4:00pm	8:00am - 2:00pm	No
Return-It Express Geraldton	Rigtters Supa IGA Car Park Lot 150, 179-189 Durlacher St WA 6530	Mid West	6:00am - 9:00pm	6:00am - 9:00pm	6:00am - 9:00pm	6:00am - 9:00pm	6:00am - 9:00pm	6:00am - 9:00pm	6:00am - 9:00pm	No
Return-It Express Kalgoorlie	80 Brookman Street WA 6430	Goldfields - Esperance	6:00am - 6:00am	6:00am - 6:00am	6:00am - 6:00am	6:00am - 6:00am	6:00am - 6:00am	6:00am - 6:00am	6:00am - 6:00am	No
Return-It Kalgoorlie	5 Brooks Way WA 6430	Goldfields - Esperance	8:00am - 4:00pm	8:00am - 4:00pm	8:00am - 4:00pm	8:00am - 4:00pm	8:00am - 4:00pm	8:00am - 4:00pm	8:00am - 2:00pm	No
Return-It Burswood	50 Goodwood Parade WA 6100	Perth Metro	6:00am - 6:00pm	6:00am - 6:00pm	6:00am - 6:00pm	6:00am - 6:00pm	6:00am - 6:00pm	6:00am - 6:00pm	6:00am - 6:00pm	No
Recyclers For Change Midland	4 Moore Avenue WA 6056	Perth Metro	9:00am - 4:30pm	9:00am - 4:30pm	9:00am - 4:30pm	9:00am - 4:30pm	9:00am - 4:30pm	8:30am - 12:30pm	-	Yes
Recyclers For Change Midland - Middle Swan Bag Drop	462 Great Northern Hwy WA 6056	Perth Metro	8:00am - 4:00pm	8:00am - 4:00pm	8:00am - 4:00pm	8:00am - 4:00pm	8:00am - 4:00pm	8:00am - 4:00pm	8:00am - 4:00pm	Yes
Xtreme Rhino Enterprises Goomaling	62 Main Street WA 6460	Wheatbelt	-	-	-	9:00am - 5:00pm	-	9:00am - 1:00pm	-	No
Xtreme Rhino Enterprises Toodyay	Lot 324 Duke Street North WA 6566	Wheatbelt	-	9:30am - 5:30pm	-	-	-	-	-	No
CITY OF PERTH ABERDEEN ST DEPOT	6b-8 Aberdeen Street WA 6003	Perth Metro	10:00am - 4:00pm	10:00am - 4:00pm	10:00am - 4:00pm	10:00am - 4:00pm	10:00am - 4:00pm	10:00am - 1:00pm	10:00am - 1:00pm	No
City of Perth - Roe St Bag Drop	68 Roe Street WA 6003	Perth Metro	10:00am - 1:00pm	10:00am - 1:00pm	10:00am - 1:00pm	10:00am - 1:00pm	10:00am - 1:00pm	-	-	No
All Good Refund Depot	20 Tavistock Street WA 6315	Wheatbelt	-	-	-	9:00am - 1:00pm	9:00am - 1:00pm	9:00am - 1:00pm	-	No
All Good Refund Depot Lake Grace	8 Mason Street Lake Grace Freight Depot WA 6353	Wheatbelt	5:30am - 5:30pm	5:30am - 5:30pm	5:30am - 5:30pm	5:30am - 5:30pm	5:30am - 5:30pm	6:00am - 10:00am	-	No
Shire of Chittering	Lot 300 536 Wandena Road WA 6084	Wheatbelt	-	10:00am - 3:00pm	-	10:00am - 3:00pm	-	-	10:00am - 3:00pm	No
East Pilbara Refund Point	Newman Waste Management Facility Yates Road WA 6753	Pilbara	-	-	-	-	-	8:00am - 4:00pm	-	No
Shire of Irwin Transfer Station	Lot 300 Dee Street Shire of Irwin Transfer Station WA 6525	Mid West	-	-	-	-	9:00am - 1:30pm	9:00am - 1:30pm	-	No
Shire of Mundaring	Lot 385 Coppin Road WA 6073	Perth Metro	8:30am - 3:30pm	8:30am - 3:30pm	-	12:30pm - 4:30pm	12:30pm - 4:30pm	8:30am - 3:30pm	8:30am - 3:30pm	No
Shire of Quairading	Lot 333 Reserve No 16735 Quairading-Cunderdin Road WA 6383	Wheatbelt	8:30am - 4:30pm	-	-	-	8:30am - 4:30pm	8:30am - 12:30pm	8:30am - 12:30pm	No
Scouts WA Recycling Malaga	303 Victoria road WA 6090	Perth Metro	8:30am - 4:30pm	8:30am - 4:30pm	8:30am - 4:30pm	8:30am - 4:30pm	8:30am - 4:30pm	9:00am - 4:00pm	10:00am - 3:00pm	Yes
Scouts WA Recycling Cockburn Central	54 - 56 Cooper Road WA 6164	Perth Metro	8:30am - 4:30pm	8:30am - 4:30pm	8:30am - 4:30pm	8:30am - 4:30pm	8:30am - 4:30pm	9:00am - 4:00pm	10:00am - 3:00pm	Yes

# LIST OF RPO LOCATIONS AND OPEN HOURS (CONT.) (A10)

	ADDRESS	REGION	MONDAY OPEN HOURS	TUESDAY OPEN HOURS	WEDNESDAY OPEN HOURS	THURSDAY OPEN HOURS	FRIDAY OPEN HOURS	SATURDAY OPEN HOURS	SUNDAY OPEN HOURS	SOCIAL ENTERPRISE
Scouts WA Recycling Kenwick	1729 Albany Hwy WA 6107	Perth Metro	8:30am - 4:30pm	8:30am - 4:30pm	8:30am - 4:30pm	8:30am - 4:30pm	8:30am - 4:30pm	9:00am - 4:00pm	10:00am - 3:00pm	Yes
Scouts WA Recycling Wangara	29 Dellamarta Road WA 6065	Perth Metro	8:30am - 4:30pm	8:30am - 4:30pm	8:30am - 4:30pm	8:30am - 4:30pm	8:30am - 4:30pm	8:00am - 1:00pm	10:00am - 2:00pm	Yes
Scouts WA Recycling Rottneest Island	Henderson Avenue Rottneest Island Authority Staff Offices WA 6161	Perth Metro	6:00am - 6:00am	6:00am - 6:00am	6:00am - 6:00am	6:00am - 6:00am	6:00am - 6:00am	6:00am - 6:00am	6:00am - 6:00am	Yes
Return2Sender	3 Carole Road WA 6109	Perth Metro	8:30am - 4:00pm	8:30am - 4:00pm	8:30am - 4:00pm	8:30am - 4:00pm	8:30am - 4:00pm	8:30am - 3:30pm	9:00am - 10:00pm	No
Ethos Recycling Cue	6 Austin Street WA 6640	Mid West	-	1:00pm - 5:00pm	-	-	9:00am - 1:00pm	-	-	No
Ethos Recycling Mount Magnet	14 Moses Street WA 6638	Mid West	-	-	-	-	-	-	-	No
U Can Recycle Kelmscott	24-26 Gillam Drive WA 6111	Perth Metro	8:00am - 5:00pm	8:00am - 5:00pm	8:00am - 5:00pm	8:00am - 5:00pm	8:00am - 5:00pm	8:00am - 5:00pm	9:00am - 4:00pm	No
U Can Recycle Dianella	16 Harold Street WA 6059	Perth Metro	8:00am - 4:00pm	8:00am - 4:00pm	8:00am - 4:00pm	8:00am - 4:00pm	8:00am - 4:00pm	8:00am - 4:00pm	10:00am - 4:00pm	No
U Can Recycle Ellenbrook	Lot 4878 Holdsworth Avenue WA 6069	Perth Metro	8:00am - 5:00pm	8:00am - 5:00pm	8:00am - 5:00pm	8:00am - 5:00pm	8:00am - 5:00pm	8:00am - 5:00pm	9:00am - 4:00pm	No
U Can Recycle - Hillarys Southside	Hillarys Boat Harbour 86 Southside Drive WA 6025	Perth Metro	6:00am - 6:00am	6:00am - 6:00am	6:00am - 6:00am	6:00am - 6:00am	6:00am - 6:00am	6:00am - 6:00am	6:00am - 6:00am	No
U Can Recycle - Alexander Heights	40 Green Park Rd WA 6064	Perth Metro	6:00am - 6:00am	6:00am - 6:00am	6:00am - 6:00am	6:00am - 6:00am	6:00am - 6:00am	6:00am - 6:00am	6:00am - 6:00am	No
U Can Recycle - Gwelup	82 Huntriss Rd Lake Gwelup Christian Church WA 6018	Perth Metro	7:00am - 7:00pm	7:00am - 7:00pm	7:00am - 7:00pm	7:00am - 7:00pm	7:00am - 7:00pm	7:00am - 7:00pm	9:00am - 7:00pm	No
U Can Recycle Roleystone	Country Club Ave Araluen Resort WA 6111	Perth Metro	6:00am - 6:00am	6:00am - 6:00am	6:00am - 6:00am	6:00am - 6:00am	6:00am - 6:00am	6:00am - 6:00am	6:00am - 6:00am	No
U Can Recycle Pickering Brook	35 Weston road WA 6076	Perth Metro	6:00am - 6:00am	6:00am - 6:00am	6:00am - 6:00am	6:00am - 6:00am	6:00am - 6:00am	6:00am - 6:00am	6:00am - 6:00am	No
U Can Recycle - Duncraig	40 Warwick Road Sorrento Bowling Club WA 6023	Perth Metro	6:00am - 6:00am	6:00am - 6:00am	6:00am - 6:00am	6:00am - 6:00am	6:00am - 6:00am	6:00am - 6:00am	6:00am - 6:00am	No
U Can Recycle Alfred Cove	642B Canning Highway Tompkins Park WA 6154	Perth Metro	6:00am - 6:00am	6:00am - 6:00am	6:00am - 6:00am	6:00am - 6:00am	6:00am - 6:00am	6:00am - 6:00am	6:00am - 6:00am	No
U Can Recycle - Hillarys Northside	Hillarys Boat Harbour Northside Drive WA 6025	Perth Metro	6:00am - 6:00am	6:00am - 6:00am	6:00am - 6:00am	6:00am - 6:00am	6:00am - 6:00am	6:00am - 6:00am	6:00am - 6:00am	No
U Can Recycle High Wycombe	120 Wittenoorn Road WA 6057	Perth Metro	6:00am - 6:00am	6:00am - 6:00am	6:00am - 6:00am	6:00am - 6:00am	6:00am - 6:00am	6:00am - 6:00am	6:00am - 6:00am	No
MANDURAH RECYCLING	13 Gordon Road WA 6210	Perth Metro	8:00am - 4:00pm	8:00am - 4:00pm	8:00am - 4:00pm	8:00am - 4:00pm	8:00am - 4:00pm	8:00am - 4:00pm	-	No
Winun Ngari - Derby	24 Wells Street WA 6728	Kimberley	-	-	-	8:00am - 12:00pm	8:00am - 12:00pm	8:00am - 12:00pm	-	Yes
Winun Ngari - Looma	Looma Community WA 6728	Kimberley	-	-	-	-	-	-	-	Yes
Wyalkatchem Men's Shed Refund Point	36-38 Flint Street WA 6485	Wheatbelt	-	8:00am - 12:00pm	-	-	-	8:00am - 12:00pm	-	Yes
Cash for Containers Rockingham	31 Crompton Road WA 6168	Perth Metro	8:00am - 4:30pm	8:00am - 4:30pm	8:00am - 4:30pm	8:00am - 4:30pm	8:00am - 4:30pm	8:00am - 12:00pm	-	No
Cash for Containers Shoalwater Drop Off	117 Safety Bay Rd Shoal Water Shopping Centre WA 6169	Perth Metro	00:00am - 00:00am	00:00am - 00:00am	00:00am - 00:00am	00:00am - 00:00am	00:00am - 00:00am	00:00am - 00:00am	00:00am - 00:00am	No
City of Swan	121 Stock W Rd WA 6084	Perth Metro	8:30am - 11:30am	-	-	8:30am - 4:30pm	8:30am - 4:30pm	8:30am - 4:30pm	8:30am - 4:30pm	No

# LIST OF RPO LOCATIONS AND OPEN HOURS (CONT.) (A10)

	ADDRESS	REGION	MONDAY OPEN HOURS	TUESDAY OPEN HOURS	WEDNESDAY OPEN HOURS	THURSDAY OPEN HOURS	FRIDAY OPEN HOURS	SATURDAY OPEN HOURS	SUNDAY OPEN HOURS	SOCIAL ENTERPRISE
Warburton Roadhouse	Warburton Roadhouse Lot 151 Great Central Road WA 6431	Goldfields - Esperance	-	10:00am - 12:00pm	-	10:00am - 12:00pm	-	10:00am - 12:00pm	10:00am - 12:00pm	Yes
Container Refunder - Welshpool	53 Felspar St WA 6160	Perth Metro	7:00am - 4:00pm	7:00am - 4:00pm	7:00am - 4:00pm	7:00am - 4:00pm	7:00am - 4:00pm	9:00am - 4:00pm	10:00am - 3:00pm	No
Container Refunder - Osborne Park	81 Hector Street West WA 6017	Perth Metro	8:00am - 4:00pm	8:00am - 4:00pm	8:00am - 4:00pm	8:00am - 4:00pm	8:00am - 4:00pm	9:00am - 4:00pm	10:00am - 3:00pm	No
Container Refunder - Padbury Mobile	McDonald Reserve Cnr Marmion Ave and Forrest Road Padbury WA 6025	Perth Metro	-	-	-	9:30am - 3:30pm	-	-	-	No
Container Refunder - Ocean Reef	Venturi Drive Mirror Park Carpark WA 6027	Perth Metro	-	-	-	-	9:30am - 2:30pm	-	-	No
Container Refunder - Koondoola	20 Burbridge Way WA 6064	Perth Metro	-	-	9:30am - 4:30pm	-	-	-	-	No
Container Refunder - Warwick	Lloyd St WA 6024	Perth Metro	-	-	-	-	9:30am - 2:30pm	-	-	No
Container Refunder - Iluka	6 Miami Beach Promenade Iluka Sports Complex WA 6028	Perth Metro	-	-	-	9:00am - 1:30pm	-	-	-	No
Container Refunder - Manning Farmers Market	Corner Manning and Elderfield Rd Farmers Market on Manning George Burnett Park WA 6152	Perth Metro	-	-	-	-	-	7:30am - 12:30pm	-	No
Container Refunder - Victoria Park Farmers Market	Kent St Victoria Park Farmers Market John MacMillan Park WA 6101	Perth Metro	-	-	-	-	-	-	8:00am - 12:00pm	No
Container Refunder - Mindarie	Rothesay Heights Bellport Park WA 6030	Perth Metro	9:00 am - 1:00 pm	-	-	-	-	-	-	No
Container Refunder - Whiteman Park	Corner of Starflower Rd and Barrambie Way WA 6068	Perth Metro	-	9:30 am - 4:00 pm	-	-	-	9:00 am - 2:30 pm	-	No
Container Refunder - Girrawheen	33 Hudson Avenue Hudson Park Car Park WA 6064	Perth Metro	10:00am - 4:00pm	-	-	-	-	-	-	No
Container Refunder - Burswood	1 Resort Drive Burswood Farmers Markets WA 6100	Perth Metro	-	-	-	-	-	-	8:00am - 12:00pm	No
Container Recycling Albany	93 Stead Road WA 6330	Great Southern	10:00 am - 4:00 pm	10:00 am - 4:00 pm	10:00 am - 4:00 pm	10:00 am - 6:00 pm	10:00 am - 4:00 pm	-	10:00 am - 2:00 pm	Yes
Container Recycling Mt Barker	Memorial Road Plantagenet District Hall carpark WA 6324	Great Southern	-	-	-	-	-	-	11:00am - 1:00pm	Yes
Container Recycling Kendenup Town Hall Markets	Town Hall, Hassell Ave Kendenup Town Hall Markets WA 6323	Great Southern	-	-	-	-	-	9:00am - 1:00pm	-	Yes
Hastie Waste Refund Point - Manjimup	5 Margerison Street WA 6258	South West	-	8:00am - 12:00pm	-	-	8:00am - 12:00pm	8:00am - 12:00pm	-	No
Hastie Waste Refund Point - Nannup	LOT 227 Brockman St WA 6275	South West	-	-	8:00am - 11:00am	-	-	-	-	No
Hastie Waste Refund Point - Pemberton	Pemberton CWA Doc Ryan Close WA 6260	South West	-	-	12:00pm - 3:00pm	-	-	-	-	No
Hastie Waste Refund Point - Bridgetown	Recycle Road WA 6255	South West	-	-	-	8:00am - 12:00pm	-	9:00am - 1:00pm	-	No
Katanning Environmental Container Cash In	Lot 523 Dore St WA 6317	Great Southern	-	-	-	-	12:00pm - 4:00pm	9:00am - 3:00pm	-	Yes
Katanning Environmental Container Cash In - Aggregation	Katanning/Nyabing Road Shire of Katanning Refuse Site WA 6317	Great Southern	-	-	-	-	12:00pm - 4:00pm	9:00am - 3:00pm	-	Yes



# LIST OF RPO LOCATIONS AND OPEN HOURS (CONT.) (A10)

	ADDRESS	REGION	MONDAY OPEN HOURS	TUESDAY OPEN HOURS	WEDNESDAY OPEN HOURS	THURSDAY OPEN HOURS	FRIDAY OPEN HOURS	SATURDAY OPEN HOURS	SUNDAY OPEN HOURS	SOCIAL ENTERPRISE
Katanning Environmental inc Container Cash In - Kojonup Bag Drop	Behind 124 Deli 124 Albany Hwy WA 6395	Great Southern	6:00am - 6:00pm	6:00am - 6:00pm	6:00am - 6:00pm	6:00am - 6:00pm	6:00am - 6:00pm	6:00am - 6:00pm	6:00am - 6:00pm	Yes
Containers For Cash - York St	145 Lower Strirling Terrace WA 6330	Great Southern	6:00am - 6:00am	6:00am - 6:00am	6:00am - 6:00am	6:00am - 6:00am	6:00am - 6:00am	6:00am - 6:00am	6:00am - 6:00am	No
Containers For Cash - Spencer Park	1-2 Hardie Rd WA 6330	Great Southern	9:00am - 4:00pm	9:00am - 4:00pm	9:00am - 4:00pm	9:00am - 4:00pm	9:00am - 4:00pm	8:30am - 4:00pm	11:00am - 4:00pm	No
MR Refund Cowaramup	Sunset Drive Cowaramup Community Men's Shed WA 6284	South West	-	-	-	7:30am - 11:30am	-	7:30am - 11:30am	-	No
MR Refund Dunsborough	6 Clark Street WA 6281	South West	9:00am - 5:00pm	-	9:00am - 5:00pm	-	9:00am - 5:00pm	8:00am - 12:00pm	-	No
MR Refund Margaret River	22 Kinsella Street WA 6285	South West	8:00am - 4:00pm	8:00am - 6:00pm	-	8:00am - 4:00pm	8:00am - 4:00pm	8:00am - 12:00pm	-	No
Shire of Corrigin	8 Goyder Street WA 6375	Wheatbelt	-	-	1:00pm - 5:00pm	-	-	8:30am - 12:30pm	-	No
Shire of Denmark	46 East River Road WA 6333	Great Southern	-	-	12:00pm - 4:00pm	-	-	12:00pm - 4:00pm	-	No
Shire of York	13 Maxwell Street WA 6302	Wheatbelt	-	-	10:00am - 2:00pm	-	-	10:00am - 2:00pm	-	No
The Refund Depot Landsdale	128 Furniss Rd WA 6065	Perth Metro	8:00am - 6:00pm	8:00am - 6:00pm	8:00am - 6:00pm	8:00am - 6:00pm	8:00am - 6:00pm	8:00am - 5:00pm	8:00am - 5:00pm	No
Pit Bull Services Coolgardie Mobile	73-80 Woodward Street Coolgardie Men's Shed WA 6429	Goldfields - Esperance	-	-	-	-	-	-	12:00pm - 2:00pm	No
Pit Bull Services Kambalda	36 Clianthus Rd WA 6442	Goldfields - Esperance	12:00pm - 2:00pm	12:00pm - 2:00pm	12:00pm - 2:00pm	12:00pm - 2:00pm	12:00pm - 2:00pm	10:00am - 4:00pm	-	No
Shire of Leonora Works Depot	22 Tower Street WA 6438	Goldfields - Esperance	-	-	-	8:30am - 12:30pm	-	-	-	No
Recycling Laverton	4 Euro Street WA 6440	Goldfields - Esperance	-	-	-	-	-	8:00am - 11:00am	-	Yes
Recycling Laverton - Aggregation	WA Scheme WA 6440	Goldfields - Esperance	-	-	-	-	-	8:00am - 11:00am	-	Yes
Northampton Men's Shed Inc	67 Mary Street WA 6535	Mid West	-	-	8:30am - 12:30pm	-	-	8:30am - 12:30pm	-	Yes
Norsemen Men's Shed	104 Princep Street WA 6443	Goldfields - Esperance	-	-	-	-	10:00 am - 2:00 pm	10:00 am - 2:00 pm	-	Yes
Wiluna Traders Recycling Centre	37 Wotton Street Goldfields - Esperance WA 6646	Goldfields - Esperance	-	9:00 am - 12:00 pm	-	9:00 am - 12:00 pm	-	9:00 am - 12:00 pm	-	No
Kellerberrin Men's Shed	132 Massingham Street WA 6410	Wheatbelt	-	-	9:00 am - 1:00 pm	-	-	9:00 am - 1:00 pm	-	Yes

# COLLECTED CONTAINER DESTINATIONS (A11)

Destination (overseas, interstate, local) of collected or returned containers for each material type for the reporting period

	WA ALUMINIUM	WA GLASSAMBER	WA GLASSFLINT	WA GLASSGREEN	WA HDPE	WA LQDPAPERBRD	WA PETCLEAR	WA PETCOLORED
<b>AUSTRALIA</b>								
ERROR IN STATE							42.52	
NSW							625.3	
SA		3,514.04	5401.7	1,4532.52				
WA	20.22				21.83		72.1	21.7
<b>BELGIUM</b>	31.79							
<b>GERMANY</b>							441.05	
<b>GREECE</b>	225.01							
<b>HONG KONG</b>							42.36	67.4
<b>LATVIA</b>							120.87	
<b>MALAYSIA</b>					23.38			
<b>NETHERLANDS</b>							64.6	
<b>POLAND</b>							63	
<b>SOUTH KOREA</b>	1912.95						43.06	
<b>SPAIN</b>						22.9		
<b>TAIWAN</b>							86.34	
<b>THAILAND</b>	131.66							
<b>TURKEY</b>							264.62	
<b>GRAND TOTAL</b>	<b>2,321.63</b>	<b>3,514.04</b>	<b>5,401.7</b>	<b>14,532.52</b>	<b>45.21</b>	<b>22.9</b>	<b>1,865.82</b>	<b>89.1</b>

# CDS SERVICES OPERATED BY SOCIAL ENTERPRISES (A12)

The number of CDS services that are operated (or jointly operated) by social enterprises, including a breakdown by region, in force at the end of the reporting period, and new operations commencing and operations terminated during the reporting period.

CDS services operated (or jointly operated) by social enterprises by region.

	Number of sites
<b>PERTH</b>	33
<b>KIMBERLEY</b>	21
<b>PILBARA</b>	6
<b>GREAT SOUTHERN</b>	6
<b>PEEL</b>	5
<b>GASCOYNE</b>	4
<b>SOUTHWEST</b>	3
<b>GOLDFIELDS - ESPERANCE</b>	3
<b>WHEATBELT</b>	2
<b>MIDWEST</b>	2
<b>TOTAL</b>	<b>85</b>

One Perth region social enterprise voluntarily discontinued their operations with the CDS.

# TOTAL PAYMENTS TO SOCIAL ENTERPRISES (A13)

Total aggregated payments to social enterprises for CDS services, including a breakdown by region for the reporting period.

	Containers Returned	Amounts Paid
<b>WHEATBELT</b>	116,595	\$6,995.70
<b>GOLDFIELDS - ESPERANCE</b>	657,147	\$39,428.82
<b>MIDWEST</b>	887,739	\$53,264.34
<b>SOUTHWEST</b>	2,402,665	\$144,159.90
<b>GASCOYNE</b>	3,366,067	\$201,964.02
<b>GREAT SOUTHERN</b>	5,343,035	\$320,582.10
<b>PILBARA</b>	6,340,231	\$380,413.86
<b>PEEL</b>	9,207,115	\$552,426.90
<b>KIMBERLEY</b>	9,976,540	\$598,592.40
<b>PERTH</b>	65,576,955	\$3,934,617.30
<b>TOTAL</b>	<b>103,874,089</b>	<b>\$6,232,445.34</b>

# SCHEME ACCOUNTS REGISTERED TO SOCIAL ENTERPRISES (A14)

The number of customer scheme accounts that are registered to social enterprises. Total aggregated payments to social enterprises through customer scheme accounts for the reporting period.

Number of charity groups signed up to the Scheme **1,480**

Number of community groups signed up to the Scheme **2,553**

	CHARITY		COMMUNITY GROUPS	
	Containers Returned	Amount Paid	Containers Returned	Amount Paid
<b>GASCOYNE</b>	790,971	\$79,097	225,143	\$22,514
<b>GOLDFIELDS - ESPERANCE</b>	245,232	\$24,523	482,789	\$48,279
<b>GREAT SOUTHERN</b>	305,804	\$30,580	563,676	\$56,368
<b>KIMBERLEY</b>	335,020	\$33,502	187,691	\$18,769
<b>MIDWEST</b>	440,165	\$44,017	646,821	\$64,682
<b>PEEL</b>	265,081	\$26,508	451,351	\$45,135
<b>PERTH</b>	5,135,112	\$513,511	4,522,320	\$452,232
<b>PILBARA</b>	343,972	\$34,397	324,323	\$32,432
<b>SOUTHWEST</b>	630,260	\$63,026	1,364,013	\$136,401
<b>WHEATBELT</b>	589,307	\$58,931	1,133,196	\$113,320
<b>TOTAL</b>	<b>9,080,924</b>	<b>\$908,092</b>	<b>9,901,323</b>	<b>\$990,132</b>

# TOTAL NUMBER OF CDS EMPLOYEES/VOLUNTEERS (A15)

An estimate of the total number of direct paid and unpaid (volunteer) employees involved with CDS services, including a breakdown by region, at the end of the reporting period.

An estimate of the total number of direct employment positions occupied by people with disabilities and people unemployed for 52 weeks or longer, including a breakdown by region, at the end of the reporting period.

	GREAT SOUTHERN	KIMBERLEY	MIDWEST	PEEL	PERTH	PILBARA	SOUTHWEST	WHEATBELT	GRAND TOTAL
<b>Total Employees</b>	28	26	129	39	232	75	148	56	733
Total Employees - Male	15	15	83	19	134	38	61	32	397
Total Employees - Female	12	11	46	20	86	37	86	24	322
Total Employees - Non-Binary	1	0	0	0	12	0	1	0	14
Employees Experiencing Vulnerability or Disadvantage	13	9	46	13	33	33	75	14	236
Employees Identify as Aboriginal and Torres Strait	6	4	8	5	15	12	21	6	77
<b>Apprentices or Trainees</b>	4	0	7	0	3	0	7	0	21
Male Apprentices	2	0	4	0	2	0	2	0	10
Female Apprentices	1	0	3	0	1	0	5	0	10
Non-Binary Apprentices	1	0	0	0	0	0	0	0	1
Apprentices/Trainees Identify as Aboriginal And Torres Strait	2	0	3	0	5	0	0	0	10
<b>Volunteers</b>	5	5	42	1	8	26	47	1	135

# FALSE CLAIMS MADE DURING THE REPORTING PERIOD (A17)

The number of false claims referred to the department responsible for administering Part 5A of the Waste Avoidance and Resource Recovery Act 2007 (the Act) for enforcement action during the reporting period: **Nil claims**

# PUBLIC EDUCATION AND AWARENESS (A18)

**The amount of funds spent by the coordinator on public education and awareness during the reporting period; a summary of actions taken to promote the CDS and refund point locations during the reporting period; and results of surveys undertaken on the level of public awareness about the CDS.**

The total amount spent on advertising during the period 1 July 2020 to 30 June 2021 was \$2,278,603.60.

The total amount spent on marketing during the period 1 July 2020 to 30 June 2021 was \$1,546,379.72.

As this was the first year of the scheme in WA there was a significant focus placed on brand awareness. The Coin Rattle campaign was promoted across TV, radio, outdoor, press, digital and social. This activity drove awareness, intention, and traffic to the Containers for Change refund points.

Success rate is measured across a number of key metrics; redemption rates, prompted awareness, likelihood to use and advertising recall. In July 2021 Faster Horses Consultancy conducted an independent online qualitative research survey of 402 respondents. The results show a positive result for the first year.

## KEY RESULTS:

- Prompted awareness at the end of the first year 78% - most well-known recycling program in WA
- Likelihood to use 83%
- 52% have seen at least one element of campaign advertising



# SUSPECTED OR ALLEGED BREACH OF ENVIRONMENTAL LAW (A24)

A summary of any suspected or alleged breach of environmental law or occupational health and safety incidents occurring in the course of collection, handling or transportation of containers in connection with the operation of the CDS identified by the Coordinator during the reporting period.

Worksafe Notice No.	Contravention of OSH legislation in relation to:	Site	Date issued	Actions taken to Comply	WARRRL Action
44300698	Uncertified forklift attachments	Scouts Cockburn	15.10.20	ROPS WEST certified attachment after modifications	Corrective Action completed and verified
51100148	Uncertified forklift attachments - Forklift Bin Moving	Scouts Malaga	27.1.21		Incomplete & under review
51100147	Pre start checks on forklift truck	Scouts Malaga	27.1.21	WARRRL WHSE Audit 30.3.21 confirms that pre starts are completed and forklift is being serviced.	Corrective Action completed and verified
51100151	Conveyor sorting black plastic container	Scouts Malaga	27.1.21		Incomplete & under review
51100150	Unsecured gas cylinder	Scouts Malaga	27.1.21	WARRRL WHSE Audit 30.3.21 confirms gas cylinders secured appropriately	Corrective Action completed and verified
51100149	Forklift Attachment no forklift slippers risk assessment	Scouts Malaga	27.1.21	WARRRL WHSE Audit 30.3.21 provided audit action - Work Specific Risk Matrix provided - Copies of individual employee risk assessments on file at each Scouts depot.	Corrective Action completed and verified
51100145	Training employees in responding to aggression or violence	Scouts Malaga	27.1.21	WARRRL WHSE Audit 30.3.21 confirms that Managing Aggressive or Violent Behaviour Procedure R31 is in place and training occurs.	Corrective Action completed and verified
51100146	Practice of emergency evacuation procedure	Scouts Malaga	27.1.21	WARRRL WHSE Audit 30.3.21 confirmed that drills had taken place and not recorded officially. This has been rectified. Recent drill sighted.	Corrective Action completed and verified
55400088	Testing non portable residual current devices (RCD's)	Return it Bunbury	22.6.21	Testing and tagging completed by competent person. Electrical register held on site.	Corrective Action completed and verified
55400089	Safe movement around the workplace - forklift operations	Return it Bunbury	22.6.21	Return It have introduced a 3m exclusion zone in all depots where all depot teams are removed from the back of house area when the forklift is in use. They have also used barricades to isolate the area from team members entering during a forklifts use.	Corrective Action completed and verified

# SUSPECTED OR ALLEGED BREACH OF ENVIRONMENTAL LAW (CONT.) (A24)

Worksafe Notice No.	Contravention of OSH legislation in relation to:	Site	Date issued	Actions taken to Comply	WARRRL Action
55400090	Noise	Return it Bunbury	22.6.21	Evidence provided of the noise assessment that was required to be undertaken. It is also worth noting that all employees are issued hearing protection that is required to be worn at all times. We also have disposable (foam) hearing protection at the entrance to the depot for any customers that may require them.	Corrective Action completed and verified
55400091	Guarding from glass fragments at the glass conveyor	Return it Bunbury	22.6.21	Photos of the glass splash back shields that have been implemented on all intermediate glass bins to reduce the risk of glass fragments from hitting team members.	Corrective Action completed and verified
55400092	Sanitary Facility - hot water	Return it Bunbury	22.6.21	Hot water installed	Corrective Action completed and verified
52000285	Risk assessment of guarding requirements & reducing the risk	WA Glass Bassendean (Processor)	14.1.21	WAGlass improved guards	Corrective Action completed and verified
52000286	Guarding of Glass transport Conveyors in processing area	WA Glass Bassendean (Processor)	14.1.21	WAGlass improved guards	Corrective Action completed and verified
52000287	Guards missing from bench grinder (Perspex / shield guards)	WA Glass Bassendean (Processor)	14.1.21	WAGlass Added signage regarding safety wear	Corrective Action completed and verified
52000288	Unsecured Plant – Pedestal Drill	WA Glass Bassendean (Processor)	14.1.21	WAGlass Removed Drill Press	Corrective Action completed and verified
52000289	Registration of Pressure Vessel (Air compressor)	WA Glass Bassendean (Processor)	14.1.21	WAGlass Registered Vessel	Corrective Action completed and verified
90015951	Workers required to wear respiratory protection not clean shaven	WA Glass Bassendean (Processor)	25.1.21	WAGlass Improved Dust Collection	Corrective Action completed and verified
90015961	Inadequate Control of Dust – Glass Recycling Plant	WA Glass Bassendean (Processor)	25.1.21	WAGlass Improved Dust Collection	Corrective Action completed and verified

# PERFORMANCE BREACHES OR NON-COMPLIANCES (A26)

To the extent allowable by law, details of any breaches or non-compliances by any person of the Act or Regulations that has been confirmed by the relevant authority, including but not limited to:

- a) the reasons for any failure of the Coordinator to meet a performance target during the reporting period
- b) the reasons for any failure of the Coordinator to comply with the minimum network standards during the reporting period, and how these breaches or non-compliances were or are being rectified.

**NIL**



## WA RETURN RECYCLE RENEW LTD (WARRRL)

 Centro Avenue, Subiaco WA 6008

 [info@warrrl.com.au](mailto:info@warrrl.com.au)

 13 42 42