

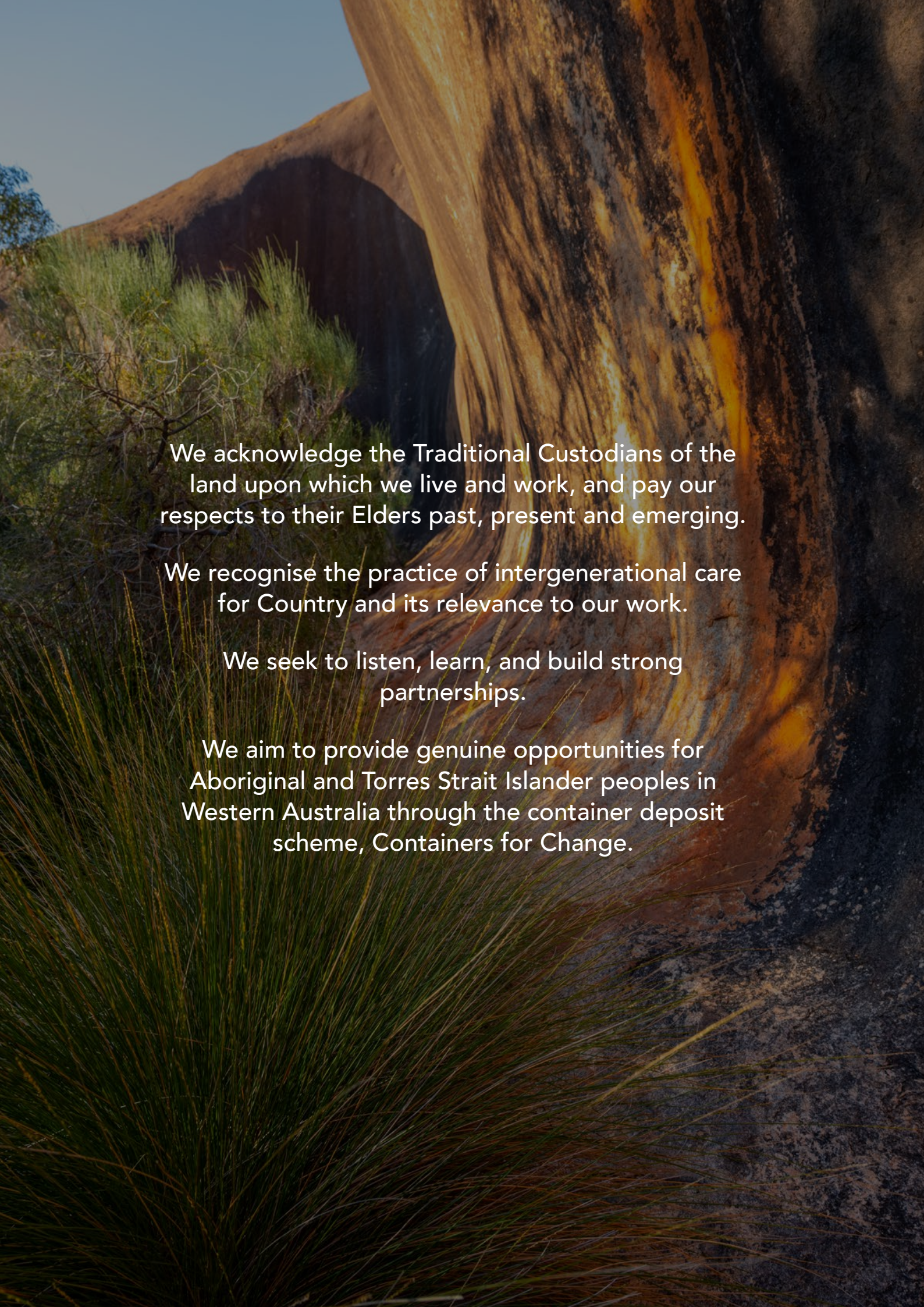


WA RETURN RECYCLE RENEW LIMITED

# ANNUAL REPORT

2022 - 2023





We acknowledge the Traditional Custodians of the land upon which we live and work, and pay our respects to their Elders past, present and emerging.

We recognise the practice of intergenerational care for Country and its relevance to our work.

We seek to listen, learn, and build strong partnerships.

We aim to provide genuine opportunities for Aboriginal and Torres Strait Islander peoples in Western Australia through the container deposit scheme, Containers for Change.



# CONTENTS

Welcome to the Annual Report .....	4
Our values .....	5
A1. Audited annual financial statements .....	6
A3. Number of agreements by agreement type .....	30
A4. Amounts charged to first responsible suppliers .....	31
A6. Total numbers of containers sold .....	32
A7. Refund point annual volumes by material type and region .....	33
A7. MRF annual volumes by material type .....	34
A8. Total weight of material types processed by RPOs .....	35
A8. Total weight of material types processed by MRFs .....	36
A8. Total weight of material types processed by RPOs & MRFs .....	37
A9. Western Australia average redemption rate .....	38
A9. Western Australia redemption by material type .....	40
A10. Number and type of each refund point .....	41
A10. Access principles .....	42
A10. List of RPO locations and open hours .....	43
A11. Collected container destinations .....	54
A12. CDS services operated by social enterprises .....	55
A13. Total payments to social enterprises .....	56
A14. Scheme accounts registered to social enterprises .....	57
A15. Total number of CDS employees/volunteers .....	58
A17. Number of false claims referred to the department .....	59
A18. Public education and awareness .....	60
A24(a). Notifiable incidents .....	62
A24(b). Contravention of legislation and reportable incidents .....	63
A26. Performance breaches or non-compliances .....	65

# WELCOME TO THE ANNUAL REPORT

WARRRL is proud to present our annual report for the financial year  
1 July 2022 to 30 June 2023.

In accordance with the reporting requirements as outlined by the  
Reporting Code: Reporting Requirements for the Coordinator  
(Department of Water and Environmental Regulation) (Reporting Code),  
the annual report for the period July 2022 to June 2023 is presented here.

A handwritten signature in black ink, appearing to read 'Tim Cusack', is displayed on a light gray background.

**Tim Cusack**  
Chief Executive Officer  
WA Return Recycle Renew  
27 October 2023

# OUR VALUES



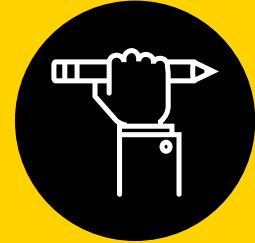
## **CUSTOMERS & COMMUNITY**

We work closely with our customers and the community to safely deliver accessible services and opportunities.



## **INTEGRITY**

Courage, honesty and resilience underpin our culture, relationships, behaviour and decision-making.



## **OWNERSHIP & ACCOUNTABILITY**

We take responsibility for our actions so we can deliver on our goals.



## **ENVIRONMENT & SUSTAINABILITY**

We protect and enhance WA's environment by delivering a sustainable, world-class Scheme.



## **RESPECT**

The core of our relationships - we value our people and stakeholders and treat them with professionalism and respect.

# **A1. AUDITED ANNUAL FINANCIAL STATEMENTS**

**FOR YEAR ENDED 30 JUNE 2023  
WA RETURN RECYCLE RENEW LIMITED  
ABN 43 629 983 615**

**WA Return Recycle Renew Ltd**  
**Directors' report**  
**30 June 2023**

The Directors present their report, together with the financial statements, on the Company for the year ended 30 June 2023.

**Directors**

The following persons were Directors of the Company during the whole of the financial year and up to the date of this report, unless otherwise stated:

The Directors of the Company at any time during or since the end of the financial year are:

<b>Directors</b>	<b>Appointed</b>
Sheila Margaret McHale	30 May 2019
Belinda Ann Moharich	23 June 2019
Nicholas Gan	23 June 2019
Rebecca Prince-Ruiz	30 May 2019
Stephen Drake-Brockman	23 June 2019
Reece William Wheadon	25 May 2020
Edward William Dowse	16 December 2020
Rebecca Emily Loch	1 July 2023
Maria Katrina Edillor	1 July 2021 (resigned 15 February 2023)
Ashley Briggs Chaleyer	18 May 2022
Jeffrey Maguire	15 February 2023 (resigned 1 July 2023)

The Members may nominate an Alternate Director from time to time, in accordance with the Company's constitution.

**Principal activities**

The principal activity of the Company during the financial period is the coordinating of the Western Australia Container Deposit Scheme which commenced on 1 October 2020.

**Objectives and performance**

The Company was established to act as the Scheme Coordinator responsible to administer the Western Australia Container Deposit Scheme, which commenced on 1 October 2020. The Company was appointed as the Scheme Coordinator on 15 July 2019. The Company is a not-for-profit entity registered with the Australian Charities and Not-for-profits Commission (ACNC).

The Company's vision for the Scheme is aligned with the objectives of the State as set out in the *Waste Avoidance and Resource Recovery Amendment Act 2019*. The core objectives are:

- increasing the recovery and recycling of empty beverage containers;
- reducing the number of empty beverage containers that are disposed of as litter or to landfill;
- ensuring that first responsible suppliers of beverage products take product stewardship responsibility in relation to their beverage products;
- providing opportunities for social enterprise, and benefits for community organisations, through participation in the container deposit scheme;
- creating opportunities for employment;
- complementing existing collection and recycling activities for recyclable waste; and
- ensuring robust and transparent governance arrangements to ensure confidence in the Scheme for all stakeholders concerned.

**The Company's values:**

- Respect for community;
- Sustainability;
- Accountability, transparency and integrity;
- Partnership and innovation;
- Creating opportunity; and
- Inclusiveness and diversity.

The Company's performance is reviewed regularly by the Board against its Strategic Plan and budget.

**Review of operations**

The surplus for the Company amounted to \$1,260,140 (30 June 2022: \$17,349,092).

**WA Return Recycle Renew Ltd**  
**Directors' report**  
**30 June 2023**

## Meetings of Directors

There were 11 meetings of Directors held during the year ended 30 June 2023.

## Contributions on winding up

In the event of the Company being wound up, ordinary members are required to contribute a maximum of \$10 each. Honorary members are not required to contribute.

The total amount that members of the Company are liable to contribute if the Company is wound up is \$20, based on 2 current ordinary members.

## Auditor's independence declaration

A copy of the auditor's independence declaration as required under section 307C of the *Corporations Act 2001* is set out immediately after this Directors' report.

This report is made in accordance with a resolution of Directors, pursuant to section 298(2)(a) of the *Corporations Act 2001*.

On behalf of the Directors

Shirley M. Mable

26 September 2023



---

**Grant Thornton Audit Pty Ltd**  
Level 43 Central Park  
152-158 St Georges Terrace  
Perth WA 6000  
PO Box 7757  
Cloisters Square  
Perth WA 6850  
T +61 8 9480 2000

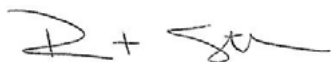
## Auditor's Independence Declaration

### To the Directors of WA Return Recycle Renew Limited

In accordance with the requirements of section 60-40 of the Australian Charities and Not-for-profits Commission Act 2012, as lead auditor for the audit of WA Return Recycle Renew Limited for the year ended 30 June 2023, I declare that, to the best of my knowledge and belief, there have been no contraventions of any applicable code of professional conduct in relation to the audit.



GRANT THORNTON AUDIT PTY LTD  
Chartered Accountants



B P Steedman  
Partner - Audit & Assurance  
Perth, 26 September 2023

[www.grantthornton.com.au](http://www.grantthornton.com.au)  
ACN-130 913 594

Grant Thornton Audit Pty Ltd ACN 130 913 594 a subsidiary or related entity of Grant Thornton Australia Limited ABN 41 127 556 389 ACN 127 556 389. 'Grant Thornton' refers to the brand under which the Grant Thornton member firms provide assurance, tax and advisory services to their clients and/or refers to one or more member firms, as the context requires. Grant Thornton Australia Limited is a member firm of Grant Thornton International Ltd (GTIL). GTIL and the member firms are not a worldwide partnership. GTIL and each member firm is a separate legal entity. Services are delivered by the member firms. GTIL does not provide services to clients. GTIL and its member firms are not agents of, and do not obligate one another and are not liable for one another's acts or omissions. In the Australian context only, the use of the term 'Grant Thornton' may refer to Grant Thornton Australia Limited ABN 41 127 556 389 ACN 127 556 389 and its Australian subsidiaries and related entities. Liability limited by a scheme approved under Professional Standards Legislation.

**WA Return Recycle Renew Ltd**  
**Contents**  
**30 June 2023**

Statement of profit or loss and other comprehensive income	5
Statement of financial position	6
Statement of changes in equity	7
Statement of cash flows	8
Notes to the financial statements	9
Directors' declaration	20
Independent auditor's report to the members of WA Return Recycle Renew Ltd	21

**General information**

The financial statements cover WA Return Recycle Renew Ltd as an individual entity. The financial statements are presented in Australian dollars, which is WA Return Recycle Renew Ltd's functional and presentation currency.

WA Return Recycle Renew Ltd is a not-for-profit unlisted public company limited by guarantee, incorporated and domiciled in Australia. Its registered office and principal place of business is:

Unit 2 & 3, 1 Centro Ave,  
Subiaco, WA 6008.

A description of the nature of the Company's operations and its principal activities are included in the Directors' report, which is not part of the financial statements.

The financial statements were authorised for issue, in accordance with a resolution of Directors, on 26 September 2023. The Directors have the power to amend and reissue the financial statements.

**WA Return Recycle Renew Ltd**  
**Statement of profit or loss and other comprehensive income**  
**For the year ended 30 June 2023**

	<b>Note</b>	<b>2023</b> <b>\$</b>	<b>2022</b> <b>\$</b>
<b>Revenue</b>	3	188,317,231	186,504,576
<b>Expenses</b>			
Professional services		(1,834,056)	(1,203,939)
Employee benefits expense		(6,838,605)	(5,055,956)
Container refund expenses		(71,324,599)	(66,420,984)
Container handling expenses		(52,813,365)	(45,798,265)
Logistics expenses		(8,283,639)	(8,319,750)
Container processing expenses		(13,191,213)	(11,945,421)
Container export rebates		(39,763)	(37,959)
Material recovery facility expenses		(12,989,331)	(14,821,072)
Other expenses		(2,300,764)	(2,513,352)
Finance costs	4	(831,613)	(836,808)
Marketing and communication expenses		(6,811,039)	(4,709,324)
Administration support service fees		(9,799,104)	(7,492,654)
<b>Surplus for the year attributable to the members of WA Return Recycle Renew Ltd</b>		1,260,140	17,349,092
Other comprehensive income for the year		-	-
<b>Total comprehensive income for the year attributable to the members of WA Return Recycle Renew Ltd</b>		<u>1,260,140</u>	<u>17,349,092</u>

*The above statement of profit or loss and other comprehensive income should be read in conjunction with the accompanying notes*

**WA Return Recycle Renew Ltd**  
**Statement of financial position**  
**As at 30 June 2023**

	<b>Note</b>	<b>2023</b> <b>\$</b>	<b>2022</b> <b>\$</b>
<b>Assets</b>			
<b>Current assets</b>			
Cash and cash equivalents	5	42,695,394	38,570,312
Trade and other receivables	6	2,873,320	5,223,869
Other current assets	7	14,253,359	13,637,612
Total current assets		<u>59,822,073</u>	<u>57,431,793</u>
<b>Non-current assets</b>			
Property, plant and equipment	8	260,913	179,976
Right-of-use assets	9	499,541	384,525
Intangibles	10	3,182	4,455
Other	11	10,175	-
Total non-current assets		<u>773,811</u>	<u>568,956</u>
<b>Total assets</b>		<u>60,595,884</u>	<u>58,000,749</u>
<b>Liabilities</b>			
<b>Current liabilities</b>			
Trade and other payables	12	13,713,127	12,554,000
Lease liabilities	13	183,356	140,501
Provisions	14	608,598	270,852
Other		-	250,894
Total current liabilities		<u>14,505,081</u>	<u>13,216,247</u>
<b>Non-current liabilities</b>			
Borrowings	15	10,599,005	10,599,005
Lease liabilities	16	468,577	422,416
Total non-current liabilities		<u>11,067,582</u>	<u>11,021,421</u>
<b>Total liabilities</b>		<u>25,572,663</u>	<u>24,237,668</u>
<b>Net assets</b>		<u>35,023,221</u>	<u>33,763,081</u>
<b>Equity</b>			
Accumulated funds		<u>35,023,221</u>	<u>33,763,081</u>
<b>Total equity</b>		<u>35,023,221</u>	<u>33,763,081</u>

*The above statement of financial position should be read in conjunction with the accompanying notes*



**WA Return Recycle Renew Ltd**  
**Statement of changes in equity**  
**For the year ended 30 June 2023**

	<b>Accumulated funds \$</b>	<b>Total equity \$</b>
Balance at 1 July 2021	16,413,989	16,413,989
Surplus for the year	17,349,092	17,349,092
Other comprehensive income for the year	-	-
Total comprehensive income for the year	<u>17,349,092</u>	<u>17,349,092</u>
Balance at 30 June 2022	<u>33,763,081</u>	<u>33,763,081</u>
	<b>Accumulated funds \$</b>	<b>Total equity \$</b>
Balance at 1 July 2022	33,763,081	33,763,081
Surplus for the year	1,260,140	1,260,140
Other comprehensive income for the year	-	-
Total comprehensive income for the year	<u>1,260,140</u>	<u>1,260,140</u>
Balance at 30 June 2023	<u>35,023,221</u>	<u>35,023,221</u>

*The above statement of changes in equity should be read in conjunction with the accompanying notes*

**WA Return Recycle Renew Ltd**  
**Statement of cash flows**  
**For the year ended 30 June 2023**

	<b>Note</b>	<b>2023</b>	<b>2022</b>
		<b>\$</b>	<b>\$</b>
<b>Cash flows from operating activities</b>			
Receipts from customers (inclusive of GST)		209,734,558	204,766,452
Payments to suppliers and employees (inclusive of GST)		(204,475,699)	(185,394,605)
Finance costs		(831,613)	(836,808)
Net cash from operating activities		<u>4,427,246</u>	<u>18,535,039</u>
<b>Cash flows from investing activities</b>			
Purchase of property, plant and equipment	8	<u>(161,148)</u>	<u>(47,619)</u>
Net cash used in investing activities		<u>(161,148)</u>	<u>(47,619)</u>
<b>Cash flows from financing activities</b>			
Repayment of borrowings		-	(11,625,231)
Repayment of leases		<u>(141,016)</u>	<u>(106,540)</u>
Net cash used in financing activities		<u>(141,016)</u>	<u>(11,731,771)</u>
Net increase in cash and cash equivalents		4,125,082	6,755,649
Cash and cash equivalents at the beginning of the financial year		<u>38,570,312</u>	<u>31,814,663</u>
Cash and cash equivalents at the end of the financial year	5	<u><u>42,695,394</u></u>	<u><u>38,570,312</u></u>

*The above statement of cash flows should be read in conjunction with the accompanying notes*

**WA Return Recycle Renew Ltd**  
**Notes to the financial statements**  
**30 June 2023**

**Note 1. Reporting Entity**

The Company is operating as a not-for-profit entity and the principal accounting policies adopted in the preparation of the financial statements are set out below. These policies have been consistently applied to all the years presented, unless otherwise stated.

**New or amended Accounting Standards and Interpretations adopted**

The Company has adopted all of the new or amended Accounting Standards and Interpretations issued by the Australian Accounting Standards Board ('AASB') that are mandatory for the current reporting period.

Any new or amended Accounting Standards or Interpretations that are not yet mandatory have not been early adopted.

**Basis of preparation**

These general purpose financial statements have been prepared in accordance with Australian Accounting Standards - Simplified Disclosures issued by the Australian Accounting Standards Board ('AASB'), the Australian Charities and Not-for-profits Commission Act 2012 (Cth) and associated regulations and the Corporations Act 2001 (Cth), as appropriate for Not-for-profit oriented entities.

*Historical cost convention*

The financial statements have been prepared under the historical cost convention, except for, where applicable, the revaluation of financial assets and liabilities at fair value through profit or loss, financial assets at fair value through other comprehensive income, investment properties, certain classes of property, plant and equipment and derivative financial instruments.

The financial statements are presented in Australian dollars, which is WA Return Recycle Renew Ltd.'s functional and presentation currency.

The financial statements have been prepared on an accruals basis.

**Going concern**

The financial statements have been prepared on a going concern basis, which assumes that the Company will be able to continue trading, realise its assets and discharge its liabilities in the ordinary course of business for a period of at least 12 months from the date that these financial statements are approved.

**Note 2. Significant accounting policies**

The principal accounting policies adopted in the preparation of the financial statements are set out either in the respective notes or below. These policies have been consistently applied to all the years presented, unless otherwise stated.

**Use of estimates and judgements**

The preparation of the financial statements requires management to make judgements, estimates and assumptions that affect the application of accounting policies and the reported amounts of assets, liabilities, income and expenses. Actual results may differ from these estimates.

## **Note 2. Significant accounting policies (continued)**

Estimates and underlying assumptions are reviewed on an ongoing basis. Revisions to accounting estimates are recognised in the period in which the estimate is revised and in any future periods.

*The estimate and assumptions that have a significant risk of causing a material adjustment to the carrying amounts assets and liabilities within the next financial year are:*

### **Accrued expenses**

Recognised amounts of direct scheme costs and related accrued expenses reflect management's best estimate of amounts owing to scheme participants that were not wholly substantiated by declarations of scheme participants at year end. These estimates are based on a number of critical underlying assumptions such as the volumes of containers submitted and processed through the scheme at a given time. Estimation uncertainties exist with regard to these items and variations in these assumptions may significantly impact the amount of direct scheme costs and accrued expenses.

### **Related parties**

The Company does not consider its Members to be Related Parties under AASB 124, with no single party possessing control or significant influence over the Company. Key decisions of the Company are subject to special majority resolution under the Company's Constitution (requiring 75% majority), the Waste Avoidance and Resource Recovery Amendment Act 2019 provides a tightly defined scope of activities for the Company, and the Minister for Environment possesses extraordinary powers under the act including approval of Board Directors. All Directors nominated to the Company's Board are non-executive and are obliged to meet their fiduciary duties under the Corporations Act 2001.

### **Current and non-current classification**

Assets and liabilities are presented in the statement of financial position based on current and non-current classification.

An asset is classified as current when: it is either expected to be realised or intended to be sold or consumed in the Company's normal operating cycle; it is held primarily for the purpose of trading; it is expected to be realised within 12 months after the reporting period; or the asset is cash or cash equivalent unless restricted from being exchanged or used to settle a liability for at least 12 months after the reporting period. All other assets are classified as non-current.

A liability is classified as current when: it is either expected to be settled in the Company's normal operating cycle; it is held primarily for the purpose of trading; it is due to be settled within 12 months after the reporting period; or there is no unconditional right to defer the settlement of the liability for at least 12 months after the reporting period. All other liabilities are classified as non-current.

### **Income tax**

The income of the Company is exempt from Income tax pursuant to the provisions of subdivision 50-B of the Income Tax Assessment Act 1997 (Cth) and the Company receives GST concessions under division 176 of A New Tax System Act 1999 (Cth) and is considered an FBT rebatable employer under section 123E of the Fringe Benefits Tax Assessment Act 1986 (Cth).

### **Impairment of non-financial assets**

Non-financial assets are reviewed for impairment whenever events or changes in circumstances indicate that the carrying amount may not be recoverable. An impairment loss is recognised for the amount by which the asset's carrying amount exceeds its recoverable amount.

Recoverable amount is the higher of an asset's fair value less costs of disposal and value-in-use. The value-in-use is the present value of the estimated future cash flows relating to the asset using a pre-tax discount rate specific to the asset or cash-generating unit to which the asset belongs. Assets that do not have independent cash flows are grouped together to form a cash-generating unit.

### **Fair value measurement**

When an asset or liability, financial or non-financial, is measured at fair value for recognition or disclosure purposes, the fair value is based on the price that would be received to sell an asset or paid to transfer a liability in an orderly transaction between market participants at the measurement date; and assumes that the transaction will take place either: in the principal market; or in the absence of a principal market, in the most advantageous market.



**Note 2. Significant accounting policies (continued)**

Fair value is measured using the assumptions that market participants would use when pricing the asset or liability, assuming they act in their economic best interests. For non-financial assets, the fair value measurement is based on its highest and best use. Valuation techniques that are appropriate in the circumstances and for which sufficient data are available to measure fair value, are used, maximising the use of relevant observable inputs and minimising the use of unobservable inputs.

**Leases**

At inception of a contract, the Company assesses whether a contract is, or contains, a lease based on whether the contract conveys the right to control the use of an identified asset for a period of time in exchange for consideration.

The Company has elected to apply the practical expedient to account for each lease component and any non-lease components as a single lease component.

The Company recognises a right-of-use asset and a lease liability at the lease commencement date. The right-of-use asset is initially measured based on the initial amount of the lease liability adjusted for any lease payments made at or before the commencement date, plus any initial direct costs incurred and an estimate of costs to dismantle and remove the underlying asset or to restore the underlying asset or the site on which it is located, less any lease incentives received. The assets are depreciated to the earlier of the end of the useful life of the right-of-use asset or the lease term using the straight-line method as this most closely reflects the expected pattern of consumption of the future economic benefits. Lease terms are for 5 years for offices and IT equipment. In addition, the right-of-use asset is periodically reduced by impairment losses, if any, and adjusted for certain remeasurements of the lease liability.

The lease liability is initially measured at the present value of the lease payments that are not paid at the commencement date, discounted using the interest rate implicit in the lease or, if that rate cannot be readily determined, the Company's incremental borrowing rate. Generally, the Company uses its incremental borrowing rate as the discount rate. The lease liability is measured at amortised cost using the effective interest method. It is remeasured when there is a change in future lease payments arising from a change in an index or rate, if there is a change in the Company's estimate of the amount expected to be payable under a residual value guarantee, or if the Company changes its assessment of whether it will exercise a purchase, extension or termination option. When the lease liability is remeasured in this way, a corresponding adjustment is made to the carrying amount of the right-of-use asset, or is recorded in profit or loss if the carrying amount of the right-of-use asset has been reduced to zero.

The Company has elected to apply the practical expedient not to recognise right-of-use assets and lease liabilities for short-term leases that have a lease term of 12 months or less and leases of low-value assets. The lease payments associated with these leases is recognised as an expense on a straight-line basis over the lease term.

**Goods and Services Tax ('GST') and other similar taxes**

Revenues, expenses and assets are recognised net of the amount of associated GST, unless the GST incurred is not recoverable from the tax authority. In this case it is recognised as part of the cost of the acquisition of the asset or as part of the expense.

Receivables and payables are stated inclusive of the amount of GST receivable or payable. The net amount of GST recoverable from, or payable to, the tax authority is included in other receivables or other payables in the statement of financial position.

Cash flows are presented on a gross basis. The GST components of cash flows arising from investing or financing activities which are recoverable from, or payable to the tax authority, are presented as operating cash flows.

Commitments and contingencies are disclosed net of the amount of GST recoverable from, or payable to, the tax authority.

**Members Guarantees**

The Company is incorporated under the Corporations Act 2001 (Cth) and is a company limited by guarantee. If the Company is wound up, the constitution states that each member (and each member that has left the Company within one year) is required to contribute a maximum \$10 each towards meeting any outstanding obligations of the Company. At 30 June 2023, the total amount that members of the Company are liable to contribute if the Company wound up is \$20 (2022: \$20).

**WA Return Recycle Renew Ltd**  
**Notes to the financial statements**  
**30 June 2023**

**Note 3. Revenue**

	2023 \$	2022 \$
Container refund Scheme income	176,785,980	172,175,137
Sale of recycled goods	10,549,347	14,251,154
Interest Income	979,904	78,285
Other revenue	2,000	-
Revenue	<u>188,317,231</u>	<u>186,504,576</u>

*Accounting policy for revenue recognition*

The Company recognises revenue as follows:

*Container Refund Scheme income*

The Company as the Scheme Coordinator of the Scheme under the *Waste Avoidance and Resource Recovery Act 2007 (WA)* ("the Act", enters into deeds with eligible First Responsible Suppliers to receive contributions to cover the costs of administering the scheme. Whilst these deeds represent an enforceable contract, the contributions received from First Responsible Suppliers fall under AASB 1058 Income of Not-for-Profit Entities, as there is no sufficiently specific promise specified in the separate deeds with First Responsible Suppliers to be delivered by the Scheme Coordinator. Revenue is recognised as the amount owed by relevant suppliers of beverage products under the terms of the Scheme. This is calculated upon the number of eligible containers sold into the Western Australia market during the financial year, as defined by the Act.

*Sale of recycled goods*

The Company, in its capacity as the Scheme Coordinator, sells processed containers through an online recycling material sales platform to approved recyclers. To determine whether and when to recognise revenue, the Company follows a five step process:

- (1) Identifying the contract with a customer – The auction process results in a binding contract between the Company and the recycler as the customer;
- (2) Identifying the performance obligations – The performance obligation is the goods for sale;
- (3) Determining the transaction price – The transaction price is the successful bid made by the recycler in addition to fees (if any) included in the agreement. The Scheme Coordinator makes no warranties or guarantees about the recycled goods hence there are no provisions or elements of variable consideration to be considered in determining the transaction price;
- (4) Allocating the transaction price to the performance obligations – The price is allocated directly to the sale; and
- (5) Recognising revenue when/as performance obligation(s) are satisfied – Revenue is recognised at the point in time at which the customer obtains control of a promised asset (i.e., the recycled goods). The Company has deemed this to be the point when the goods are available for collection by the customer as that is the point when the Company has a present right to payment.

*Other revenue*

Other revenue is recognised when it is received or when the right to receive payment is established.

*Interest*

Interest revenue is recognised as interest accrues using the effective interest method. This is a method of calculating the amortised cost of a financial asset and allocating the interest income over the relevant period using the effective interest rate, which is the rate that exactly discounts estimated future cash receipts through the expected life of the financial asset to the net carrying amount of the financial asset.

**WA Return Recycle Renew Ltd**  
**Notes to the financial statements**  
**30 June 2023**

**Note 4. Expenses**

	<b>2023</b>	<b>2022</b>
	<b>\$</b>	<b>\$</b>
Surplus includes the following specific expenses:		
<i>Finance costs</i>		
Interest and finance charges paid/payable on borrowings	804,047	805,823
Interest and finance charges paid/payable on lease liabilities	<u>27,566</u>	<u>30,985</u>
Finance costs expensed	<u>831,613</u>	<u>836,808</u>
<i>Superannuation expense</i>		
Defined contribution superannuation expense	<u>528,138</u>	<u>395,305</u>

*Accounting Policy for Finance Costs*

Finance costs attributable to qualifying assets are capitalised as part of the asset. All other finance costs are expensed in the period in which they are incurred.

**Note 5. Current assets - cash and cash equivalents**

	<b>2023</b>	<b>2022</b>
	<b>\$</b>	<b>\$</b>
Cash at bank	20,416,914	758,003
Scheme Account	<u>22,278,480</u>	<u>37,812,309</u>
	<u><u>42,695,394</u></u>	<u><u>38,570,312</u></u>

*Accounting policy for cash and cash equivalents*

Cash and cash equivalents includes cash on hand, deposits held at call with financial institutions, other short-term, highly liquid investments with original maturities of three months or less that are readily convertible to known amounts of cash and which are subject to an insignificant risk of changes in value.

**Note 6. Current assets - trade and other receivables**

	<b>2023</b>	<b>2022</b>
	<b>\$</b>	<b>\$</b>
Trade receivables	3,718,226	4,756,428
Less: Allowance for expected credit losses	<u>(65,990)</u>	<u>(17,971)</u>
	<u>3,652,236</u>	<u>4,738,457</u>
Other receivables	<u>(778,916)</u>	<u>485,412</u>
	<u><u>2,873,320</u></u>	<u><u>5,223,869</u></u>

*Accounting policy for trade and other receivables*

Trade receivables are initially recognised at fair value and subsequently measured at amortised cost using the effective interest method, less any allowance for expected credit losses. Trade receivables are generally due for settlement within 30 days.

The Company has applied the simplified approach to measuring expected credit losses, which uses a lifetime expected loss allowance. To measure the expected credit losses, trade receivables have been grouped based on days overdue.

Other receivables are recognised at amortised cost, less any allowance for expected credit losses.

**WA Return Recycle Renew Ltd**  
**Notes to the financial statements**  
**30 June 2023**

**Note 7. Current assets - other current assets**

	<b>2023</b>	<b>2022</b>
	<b>\$</b>	<b>\$</b>
Accrued revenue	13,660,914	12,792,642
Prepayments	592,599	320,223
Other current assets	(154)	524,747
	<u>14,253,359</u>	<u>13,637,612</u>

*Accrued income*

Invoices are raised one month in arrears and the accrued income balance is based on monthly volume declarations.

**Note 8. Non-current assets - property, plant and equipment**

	<b>2023</b>	<b>2022</b>
	<b>\$</b>	<b>\$</b>
Leasehold improvements - at cost	247,254	228,939
Less: Accumulated depreciation	(115,652)	(81,666)
	<u>131,602</u>	<u>147,273</u>
Cost IT Hardware	243,570	137,078
Less: Accumulated depreciation	(114,259)	(104,375)
	<u>129,311</u>	<u>32,703</u>
	<u>260,913</u>	<u>179,976</u>

*Reconciliations*

Reconciliations of the written down values at the beginning and end of the current financial year are set out below:

	<b>Leasehold improvements</b>	<b>Cost IT Hardware</b>	<b>Total</b>
	<b>\$</b>	<b>\$</b>	<b>\$</b>
Balance at 1 July 2022	147,273	32,703	179,976
Additions	18,315	142,833	161,148
Depreciation expense	(33,986)	(46,225)	(80,211)
Balance at 30 June 2023	<u>131,602</u>	<u>129,311</u>	<u>260,913</u>

*Accounting policy for property, plant and equipment*

Plant and equipment is stated at historical cost less accumulated depreciation and impairment. Historical cost includes expenditure that is directly attributable to the acquisition of the items.

Depreciation is calculated on a straight-line basis to write off the net cost of each item of property, plant and equipment (excluding land) over their expected useful lives as follows:

<i>Class of asset</i>	<i>Useful life</i>
Leasehold improvements	3-10 years
Cost IT Hardware	1-2 years

The residual values, useful lives and depreciation methods are reviewed, and adjusted if appropriate, at each reporting date.

Leasehold improvements are depreciated over the unexpired period of the lease or the estimated useful life of the assets, whichever is shorter.



**WA Return Recycle Renew Ltd**  
**Notes to the financial statements**  
**30 June 2023**

**Note 8. Non-current assets - property, plant and equipment (continued)**

An item of property, plant and equipment is derecognised upon disposal or when there is no future economic benefit to the Company. Gains and losses between the carrying amount and the disposal proceeds are taken to profit or loss.

**Note 9. Non-current assets - right-of-use assets**

	2023 \$	2022 \$
Right-of-use: Office lease	877,927	640,061
Less: Accumulated depreciation	<u>(378,386)</u>	<u>(255,536)</u>
	<u>499,541</u>	<u>384,525</u>

*Reconciliations*

Reconciliations of the written down values at the beginning and end of the current financial year are set out below:

	Office lease \$	Total \$
Balance at 1 July 2022	384,525	384,525
Additions	237,866	237,866
Depreciation expense	<u>(122,850)</u>	<u>(122,850)</u>
Balance at 30 June 2023	<u>499,541</u>	<u>499,541</u>

*Accounting policy for right-of-use assets*

A right-of-use asset is recognised at the commencement date of a lease. The right-of-use asset is measured at cost, which comprises the initial amount of the lease liability, adjusted for, as applicable, any lease payments made at or before the commencement date net of any lease incentives received, any initial direct costs incurred, and, except where included in the cost of inventories, an estimate of costs expected to be incurred for dismantling and removing the underlying asset, and restoring the site or asset.

Right-of-use assets are depreciated on a straight-line basis over the unexpired period of the lease or the estimated useful life of the asset, whichever is the shorter. Where the Company expects to obtain ownership of the leased asset at the end of the lease term, the depreciation is over its estimated useful life. Right-of-use assets are subject to impairment or adjusted for any remeasurement of lease liabilities.

The Company has elected not to recognise a right-of-use asset and corresponding lease liability for short-term leases with terms of 12 months or less and leases of low-value assets. Lease payments on these assets are expensed to profit or loss as incurred.

**Note 10. Non-current assets - intangibles**

	2023 \$	2022 \$
Indefinite Life Brands	8,910	8,910
Less: Accumulated amortisation	<u>(5,728)</u>	<u>(4,455)</u>
	<u>3,182</u>	<u>4,455</u>

**WA Return Recycle Renew Ltd**  
**Notes to the financial statements**  
**30 June 2023**

**Note 10. Non-current assets - intangibles (continued)**

*Reconciliations*

Reconciliations of the written down values at the beginning and end of the current financial year are set out below:

	<b>Indefinite Life Brands \$</b>	<b>Total \$</b>
Balance at 1 July 2022	4,455	4,455
Amortisation expense	<u>(1,273)</u>	<u>(1,273)</u>
Balance at 30 June 2023	<u><u>3,182</u></u>	<u><u>3,182</u></u>

**Note 11. Non-current assets - other**

	<b>2023 \$</b>	<b>2022 \$</b>
Other assets	<u>10,175</u>	<u>-</u>

**Note 12. Current liabilities - trade and other payables**

	<b>2023 \$</b>	<b>2022 \$</b>
Trade payables	2,701,422	2,194,145
Accruals	3,960,249	1,903,490
Other payables	<u>7,051,456</u>	<u>8,456,365</u>
	<u><u>13,713,127</u></u>	<u><u>12,554,000</u></u>

*Accounting policy for trade and other payables*

These amounts represent liabilities for goods and services provided to the Company prior to the end of the financial year and which are unpaid. Due to their short-term nature, they are measured at amortised cost and are not discounted. The amounts are unsecured and are usually paid within 30 days of recognition.

**Note 13. Current liabilities - lease liabilities**

	<b>2023 \$</b>	<b>2022 \$</b>
Lease liability	<u>183,356</u>	<u>140,501</u>

**Note 14. Current liabilities - provisions**

	<b>2023 \$</b>	<b>2022 \$</b>
Annual leave	364,398	240,252
Bonus provision	<u>244,200</u>	<u>30,600</u>
	<u><u>608,598</u></u>	<u><u>270,852</u></u>

**WA Return Recycle Renew Ltd**  
**Notes to the financial statements**  
**30 June 2023**

**Note 14. Current liabilities - provisions (continued)**

*Accounting policy for provisions*

Provisions are recognised when the Company has a present (legal or constructive) obligation as a result of a past event, it is probable the Company will be required to settle the obligation, and a reliable estimate can be made of the amount of the obligation. The amount recognised as a provision is the best estimate of the consideration required to settle the present obligation at the reporting date, taking into account the risks and uncertainties surrounding the obligation. If the time value of money is material, provisions are discounted using a current pre-tax rate specific to the liability. The increase in the provision resulting from the passage of time is recognised as a finance cost.

*Accounting policy for employee benefits*

*Short-term employee benefits*

Liabilities for wages and salaries, including non-monetary benefits, annual leave and long service leave expected to be settled wholly within 12 months of the reporting date are measured at the amounts expected to be paid when the liabilities are settled.

*Defined contribution superannuation expense*

Contributions to defined contribution superannuation plans are expensed in the period in which they are incurred.

**Note 15. Non-current liabilities - borrowings**

	2023 \$	2022 \$
Loans	10,599,005	10,599,005

*Total secured liabilities*

The total secured liabilities (current and non-current) are as follows:

	2023 \$	2022 \$
Loans	10,599,005	10,599,005

In order to establish and operationalise the Scheme (including establishing and entering into Supply Agreements with First Responsible Suppliers), the Founding Members of the Company, Coca-Cola Amatil (Aust) Pty Ltd and Lion Pty Ltd, provided two loan facilities totalling \$10m. This facility agreement was executed on 21 December 2018, and was drawn down by the Company as required prior to Scheme commencement. A variation to extend combined facilities from \$10m to \$11m was signed on 8 January 2020. Key terms of the members loan are as follows:

Facility	Term (Years)	Agreement date	Drawdown at 30 June 2023	Maximum drawdown	Interest
Members Loan Facility A	7 post Scheme commencement date (1 Oct 2020)	21/12/2018 (Variation signed 8/1/2020)	\$10,000,000	\$10,000,000	7.20%
Members Loan Facility B	10 post Scheme commencement date (1 Oct 2020)	21/12/2018 (Variation signed 8/1/2020)	\$599,005	\$1,000,000	8.10%

In addition, In June 2020, the Scheme entered into an additional facility agreement (Scheme working capital, and a network assistance loan) with the State Government of Western Australia. The facility agreement was executed on 11 June 2020. The facility agreement consisted of two facilities A (interest bearing) and B (interest free) totalling \$19.5m. Facility A was drawn in full and \$792k was drawn against Facility B. As per the terms of the agreement the Company paid back in full both facilities with all applicable interest by 31 March 2022.

**WA Return Recycle Renew Ltd**  
**Notes to the financial statements**  
**30 June 2023**

**Note 15. Non-current liabilities - borrowings (continued)**

*Accounting policy for borrowings*

Loans and borrowings are initially recognised at the fair value of the consideration received, net of transaction costs. They are subsequently measured at amortised cost using the effective interest method.

**Note 16. Non-current liabilities - lease liabilities**

	<b>2023</b>	<b>2022</b>
	<b>\$</b>	<b>\$</b>
Lease liability	<u>468,577</u>	<u>422,416</u>
<i>Future lease payments</i>		
Future lease payments are due as follows:		
Within one year	218,143	70,124
One to five years	<u>537,672</u>	<u>483,834</u>
	<u>755,815</u>	<u>553,958</u>

*Accounting policy for lease liabilities*

A lease liability is recognised at the commencement date of a lease. The lease liability is initially recognised at the present value of the lease payments to be made over the term of the lease, discounted using the interest rate implicit in the lease or, if that rate cannot be readily determined, the Company's incremental borrowing rate. Lease payments comprise of fixed payments less any lease incentives receivable, variable lease payments that depend on an index or a rate, amounts expected to be paid under residual value guarantees, exercise price of a purchase option when the exercise of the option is reasonably certain to occur, and any anticipated termination penalties. The variable lease payments that do not depend on an index or a rate are expensed in the period in which they are incurred.

Lease liabilities are measured at amortised cost using the effective interest method. The carrying amounts are remeasured if there is a change in the following: future lease payments arising from a change in an index or a rate used; residual guarantee; lease term; certainty of a purchase option and termination penalties. When a lease liability is remeasured, an adjustment is made to the corresponding right-of use asset, or to profit or loss if the carrying amount of the right-of-use asset is fully written down.

**Note 17. Key management personnel disclosures**

*Compensation*

The aggregate compensation made to Directors and other members of key management personnel of the Company is set out below:

	<b>2023</b>	<b>2022</b>
	<b>\$</b>	<b>\$</b>
Aggregate compensation	<u>184,954</u>	<u>194,688</u>



**WA Return Recycle Renew Ltd**  
**Notes to the financial statements**  
**30 June 2023**

**Note 18. Remuneration of auditors**

During the financial year the following fees were paid or payable for services provided by Grant Thornton Audit Pty Ltd, the auditor of the Company:

	<b>2023</b>	<b>2022</b>
	<b>\$</b>	<b>\$</b>
<i>Audit services - Grant Thornton Audit Pty Ltd</i>		
Audit of the financial statements	78,795	75,000
<i>Other services - Grant Thornton Audit Pty Ltd</i>		
Assistance with the compilation of financial statements	5,000	5,000
	<u>83,795</u>	<u>80,000</u>

**Note 19. Contingent asset/liabilities**

The Company had no contingent liabilities as at 30 June 2023 and 30 June 2022.

**Note 20. Related party transactions**

The Company's related parties include its key management personnel as described below. Unless otherwise stated, none of the transactions incorporate special terms and conditions and no guarantees were given or received.

*Transactions with key management personnel*

Key management of the Company are the Directors and the Chief Executive Officer. Key management personnel remuneration includes the following expenses:

	<b>2023</b>	<b>2022</b>
	<b>\$</b>	<b>\$</b>
Total key management personnel remuneration	<u>204,374</u>	<u>214,156</u>

*Receivable from and payable to related parties*

There were no trade receivables from or trade payables to related parties at the current and previous reporting date.

*Loans to/from related parties*

There were no loans to or from related parties at the current and previous reporting date.

**Note 21. Events after the reporting period**

No matter or circumstance has arisen since 30 June 2023 that has significantly affected, or may significantly affect the Company's operations, the results of those operations, or the Company's state of affairs in future financial years.

**WA Return Recycle Renew Ltd**  
**Directors' declaration**  
**30 June 2023**

In the Directors' opinion:

- (1) The attached financial statements and notes comply with the Corporations Act 2001, the Australian Accounting Standards - Simplified Disclosures, the Australian Charities and Not-for-profits Commission Act 2012 and Western Australian legislation the Charitable Collections Act 1946 and associated regulations, the Corporations Regulations 2001 and other mandatory professional reporting requirements;
- (2) The financial statements and notes Western Australia Return Recycle Renew Ltd are in accordance with the Australian Charities and Not-for-profits Commission Act 2012 (Cth), including:
  - giving a true and fair view of its financial position as at 30 June 2023 and of its performance for the financial year ended on that date;
  - complying with Australian Accounting Standards – Simplified Disclosures (including the Australian Accounting Interpretations) and the Australian Charities and Not-for-Profits Commission Regulation 2022 (Cth); and
  - there are reasonable grounds to believe that the Company will be able to pay its debts as and when they become due and payable.

This report is made in accordance with a resolution of the Directors.

On behalf of the Directors



---

26 September 2023

## Independent Auditor's Report

### To the Members of WA Return Recycle Renew Limited

#### Report on the audit of the financial report

##### Opinion

We have audited the financial report of WA Return Recycle Renew Limited (the "Registered Entity"), which comprises the statement of financial position as at 30 June 2023, and the statement of comprehensive income, statement of changes in equity and statement of cash flows for the year then ended, and notes to the financial statements, including a summary of significant accounting policies and the Directors' declaration.

In our opinion, the financial report of WA Return Recycle Renew Limited has been prepared in accordance with Division 60 of the *Australian Charities and Not-for-profits Commission Act 2012*, including:

- a giving a true and fair view of the Registered Entity's financial position as at 30 June 2023 and of its financial performance for the year then ended; and
- b complying with Australian Accounting Standards AASB 1060 *General Purpose Financial Statements - Simplified Disclosures for For-Profit and Not-for-Profit Tier 2 Entities* and Division 60 of the *Australian Charities and Not-for-profits Commission Regulation 2022*.

##### Basis for opinion

We conducted our audit in accordance with Australian Auditing Standards. Our responsibilities under those standards are further described in the *Auditor's Responsibilities for the Audit of the Financial Report* section of our report. We are independent of the Registered Entity in accordance with the ethical requirements of the Accounting Professional and Ethical Standards Board's APES 110 *Code of Ethics for Professional Accountants (including Independence Standards)* (the Code) that are relevant to our audit of the financial report in Australia. We have also fulfilled our other ethical responsibilities in accordance with the Code.

We believe that the audit evidence we have obtained is sufficient and appropriate to provide a basis for our opinion.

[www.grantthornton.com.au](http://www.grantthornton.com.au)  
ACN-130 913 594

Grant Thornton Audit Pty Ltd ACN 130 913 594 a subsidiary or related entity of Grant Thornton Australia Limited ABN 41 127 556 389 ACN 127 556 389. 'Grant Thornton' refers to the brand under which the Grant Thornton member firms provide assurance, tax and advisory services to their clients and/or refers to one or more member firms, as the context requires. Grant Thornton Australia Limited is a member firm of Grant Thornton International Ltd (GTIL). GTIL and the member firms are not a worldwide partnership. GTIL and each member firm is a separate legal entity. Services are delivered by the member firms. GTIL does not provide services to clients. GTIL and its member firms are not agents of, and do not obligate one another and are not liable for one another's acts or omissions. In the Australian context only, the use of the term 'Grant Thornton' may refer to Grant Thornton Australia Limited ABN 41 127 556 389 ACN 127 556 389 and its Australian subsidiaries and related entities. Liability limited by a scheme approved under Professional Standards Legislation.

## Other information

The Directors are responsible for the other information. The other information comprises the information included in the Registered Entity's annual report for the year ended 30 June 2023, but does not include the financial report and our auditor's report thereon.

Our opinion on the financial report does not cover the other information and accordingly we do not express any form of assurance conclusion thereon.

In connection with our audit of the financial report, our responsibility is to read the other information and, in doing so, consider whether the other information is materially inconsistent with the financial report or our knowledge obtained in the audit or otherwise appears to be materially misstated.

If, based on the work we have performed, we conclude that there is a material misstatement of this other information, we are required to report that fact. We have nothing to report in this regard.

## Responsibilities of the Directors for the financial report

The Directors of the Registered Entity are responsible for the preparation and fair presentation of the financial report in accordance with Australian Accounting Standards – *AASB 1060 General Purpose Financial Statements - Simplified Disclosures for For-Profit and Not-for-Profit Tier 2 Entities* and the ACNC Act, and for such internal control as the Directors determine is necessary to enable the preparation of the financial report that is free from material misstatement, whether due to fraud or error.

In preparing the financial report, the Directors are responsible for assessing the Registered Entity's ability to continue as a going concern, disclosing, as applicable, matters related to going concern and using the going concern basis of accounting unless the Directors either intend to liquidate the Registered Entity or to cease operations, or have no realistic alternative but to do so.

The Directors are responsible for overseeing the Registered Entity's financial reporting process.

## Auditor's responsibilities for the audit of the financial report

Our objectives are to obtain reasonable assurance about whether the financial report as a whole is free from material misstatement, whether due to fraud or error, and to issue an auditor's report that includes our opinion. Reasonable assurance is a high level of assurance, but is not a guarantee that an audit conducted in accordance with the Australian Auditing Standards will always detect a material misstatement when it exists. Misstatements can arise from fraud or error and are considered material if, individually or in the aggregate, they could reasonably be expected to influence the economic decisions of users taken on the basis of this financial report.

As part of an audit in accordance with the Australian Auditing Standards, we exercise professional judgement and maintain professional scepticism throughout the audit. We also:

- Identify and assess the risks of material misstatement of the financial report, whether due to fraud or error, design and perform audit procedures responsive to those risks, and obtain audit evidence that is sufficient and appropriate to provide a basis for our opinion. The risk of not detecting a material misstatement resulting from fraud is higher than for one resulting from error, as fraud may involve collusion, forgery, intentional omissions, misrepresentations, or the override of internal control.
- Obtain an understanding of internal control relevant to the audit in order to design audit procedures that are appropriate in the circumstances, but not for the purpose of expressing an opinion on the effectiveness of the Registered Entity's internal control.
- Evaluate the appropriateness of accounting policies used and the reasonableness of accounting estimates and related disclosures made by the Directors.

---

Grant Thornton Audit Pty Ltd

- Conclude on the appropriateness of the Directors' use of the going concern basis of accounting and, based on the audit evidence obtained, whether a material uncertainty exists related to events or conditions that may cast significant doubt on the Registered Entity's ability to continue as a going concern. If we conclude that a material uncertainty exists, we are required to draw attention in our auditor's report to the related disclosures in the financial report or, if such disclosures are inadequate, to modify our opinion. Our conclusions are based on the audit evidence obtained up to the date of our auditor's report. However, future events or conditions may cause the Registered Entity to cease to continue as a going concern.
- Evaluate the overall presentation, structure and content of the financial report, including the disclosures, and whether the financial report represents the underlying transactions and events in a manner that achieves fair presentation.

We communicate with those charged with governance regarding, among other matters, the planned scope and timing of the audit and significant audit findings, including any significant deficiencies in internal control that we identify during our audit.



GRANT THORNTON AUDIT PTY LTD  
Chartered Accountants



B P Steedman  
Partner – Audit & Assurance  
Perth, 26 September 2023

---

Grant Thornton Audit Pty Ltd

## A3. NUMBER OF AGREEMENTS BY AGREEMENT TYPE

The number of agreements by agreement type in force at the end of the reporting period, and new agreements signed and agreements terminated during the reporting period.

	IN FORCE	NEW	TERMINATED
<b>SUPPLY AGREEMENTS</b>	679	177	24
<b>REFUND POINT AGREEMENTS</b>	73	1	5
<b>BOTTLE CRUSHERS AGREEMENTS</b>	2	-	-
<b>MATERIAL RECOVERY AGREEMENTS</b>	5	-	-
<b>EXPORT REBATE AGREEMENTS</b>	14	-	-
<b>AGREEMENTS WITH PROCESSORS</b>	3	-	1
<b>AGREEMENTS WITH LOGISTICS PROVIDERS</b>	5	-	-
<b>ARRANGEMENTS WITH RECYCLERS</b>	32	3	-

## A4. AMOUNTS CHARGED TO FIRST RESPONSIBLE SUPPLIERS

Current and historical figures (up to five years from the appointed day) showing the amounts charged to first responsible suppliers under supply agreements; including the total annual amount charged to first responsible suppliers, as well as the cost charged per material type and aggregated by material type (materials are to be grouped together by material type but not separated by reference to the first responsible supplier in order to maintain confidential information of first responsible suppliers).

	2021	2022	2023
<b>ALUMINIUM</b>	\$46,586,194	\$67,127,891	\$70,926,210
<b>GLASS</b>	\$34,778,512	\$43,763,675	\$40,883,628
<b>HDPE</b>	\$2,281,092	\$3,021,432	\$2,960,984
<b>LPB</b>	\$7,257,806	\$9,811,141	\$10,055,735
<b>PET</b>	\$35,612,920	\$48,172,128	\$51,567,906
<b>STEEL</b>	\$114,716	\$202,932	\$226,617
<b>OTHER</b>	\$36,980	\$75,937	\$164,900
<b>TOTAL</b>	<b>\$126,668,219</b>	<b>\$172,175,137</b>	<b>\$176,785,980</b>



## A6. TOTAL NUMBERS OF CONTAINERS SOLD

Current and historical figures (up to five years from the appointed day) showing total numbers of containers sold in Western Australia by container material type.

	2021	2022	2023
ALUMINIUM	406,051,920	592,090,437	610,586,276
GLASS	291,765,801	373,009,079	326,954,449
HDPE	19,235,359	25,411,196	24,341,410
LPB	59,363,824	82,764,849	80,209,662
PET	301,746,786	411,917,615	422,791,353
STEEL	852,442	1,706,355	1,890,279
OTHER	273,227	271,788	422,430
<b>TOTAL</b>	<b>1,079,289,359</b>	<b>1,487,171,319</b>	<b>1,467,195,859</b>

# A7. REFUND POINT ANNUAL VOLUMES BY MATERIAL TYPE AND REGION

	ALUMINIUM	GLASS	HDPE	LIQUID PAPER BOARD	OTHER	PET	STEEL	TOTAL
PERTH METRO AREA	214,241,347	132,475,459	4,921,211	14,058,850	66,461	150,825,589	875,193	517,464,110
SOUTH WEST	31,768,716	20,818,170	711,682	1,391,045	42,409	12,348,413	66,772	67,147,207
PEEL	20,613,099	12,679,419	430,234	989,869	1,630	8,839,313	37,438	43,591,002
WHEATBELT	16,310,777	9,643,890	350,878	650,317	350	5,237,715	14,805	32,208,732
PILBARA	13,397,854	6,415,659	157,202	385,833	2,463	8,201,475	27,019	28,587,505
GOLDFIELDS - ESPERANCE	12,322,696	7,010,064	247,965	445,358	2,030	5,893,553	12,328	25,933,994
MID WEST	12,725,901	6,782,166	211,596	340,086	483	4,627,812	25,254	24,713,298
GREAT SOUTHERN	10,082,966	6,493,026	244,220	469,391	1,177	4,458,720	11,002	21,760,502
KIMBERLEY	10,081,723	3,146,171	107,740	249,581	1,339	2,860,433	4,070	16,451,057
GASCOYNE	3,734,402	2,349,741	36,123	58,081	-	1,201,407	5,112	7,384,866
TOTAL	345,279,481	207,813,765	7,418,851	19,038,411	118,342	204,494,430	1,078,993	785,242,273

## A7. MRF ANNUAL VOLUMES BY MATERIAL TYPE

	MRFS	BOTTLE CRUSHERS	TOTAL
ALUMINIUM	53,290,500	-	53,290,500
GLASS	45,778,956	1,148,728	46,927,684
HDPE	4,618,844	-	4,618,844
PET	30,868,492	-	30,868,492
MIXED PLASTIC	5,983,151	-	5,983,151
<b>TOTAL</b>	<b>140,539,942</b>	<b>1,148,728</b>	<b>141,688,670</b>

PET MRF volumes include 8.2m containers collected, sorted and baled but not sold as at 30 June 2023 due to the plastic waste export ban with sales occurring in Q1 of FY24.

## A8. TOTAL WEIGHT OF MATERIAL TYPES PROCESSED BY RPOs

Total weight of material types collected and delivered for recycling under the CDS, listed by material types. Processed through refund points (excluding MRFs).



### ALUMINIUM

4,706 Tonnes



### GLASS

41,812 Tonnes



### PET

3,481 Tonnes



### LIQUID PAPER BOARD

359 Tonnes



### HDPE

205 Tonnes



### STEEL

44 Tonnes

## A8. TOTAL WEIGHT OF MATERIAL TYPES PROCESSED BY MRFs

Total weight of material types collected and delivered for recycling under the CDS, listed by material types. Processed through MRFs (excluding refund points).



### ALUMINIUM

983 Tonnes



### GLASS

49,225 Tonnes



### PET

1,960 Tonnes



### HDPE

3,406 Tonnes



### MIXED PLASTIC

2,950 Tonnes

## A8. TOTAL WEIGHT OF MATERIAL TYPES PROCESSED BY RPOs & MRFs

Total weight of material types collected and delivered for recycling under the CDS, listed by material types. Processed through refund points & MRFs.



### ALUMINIUM

5,689 Tonnes



### GLASS

91,037 Tonnes



### PET

5,441 Tonnes



### LIQUID PAPER BOARD

359 Tonnes



### HDPE

3,611 Tonnes



### STEEL

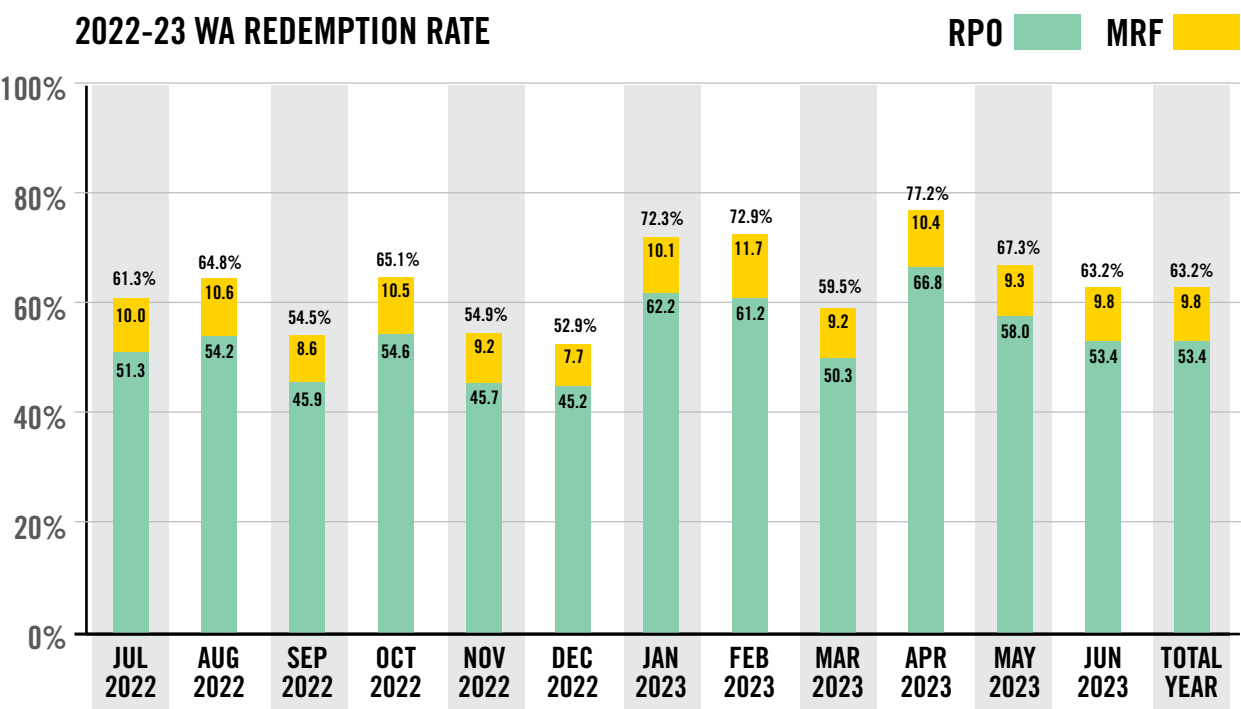
44 Tonnes



### MIXED PLASTIC

2,950 Tonnes

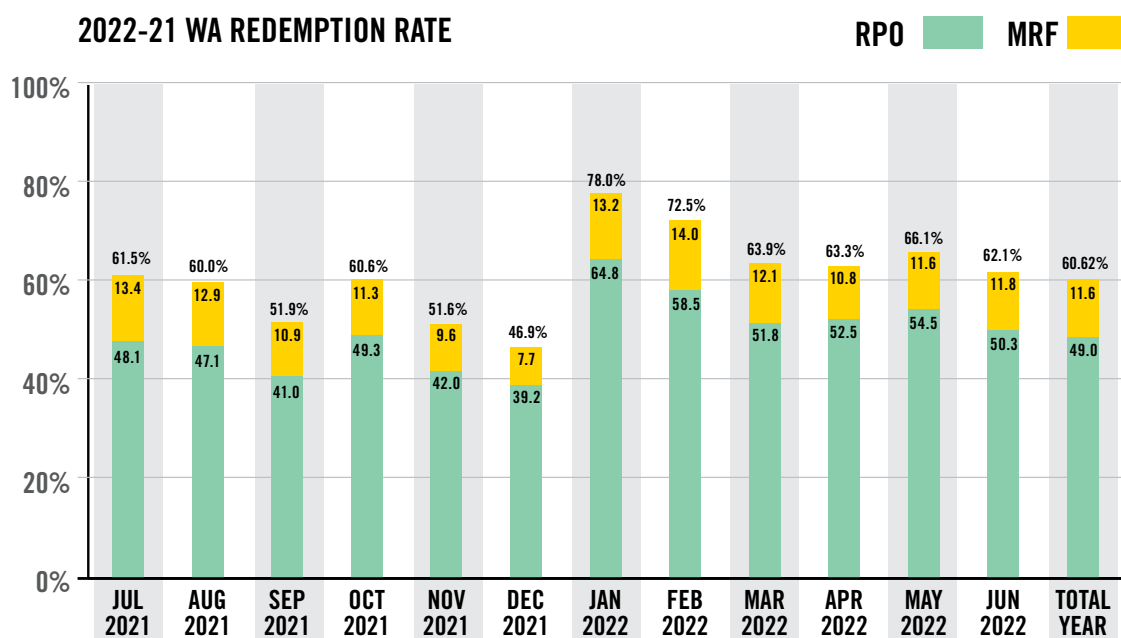
# A9. WESTERN AUSTRALIA AVERAGE REDEMPTION RATE



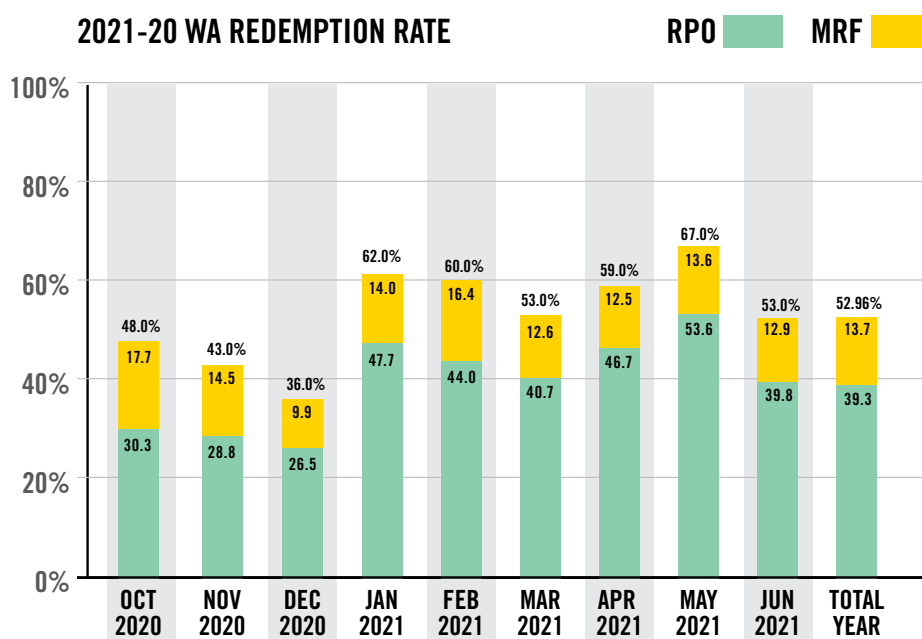
**2023 WA AVERAGE REDEMPTION RATE 63.2%**



# A9. WESTERN AUSTRALIA AVERAGE REDEMPTION RATE



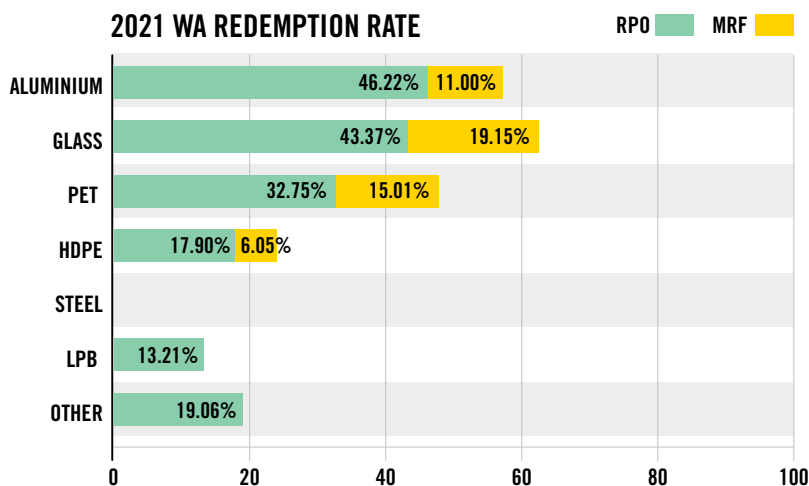
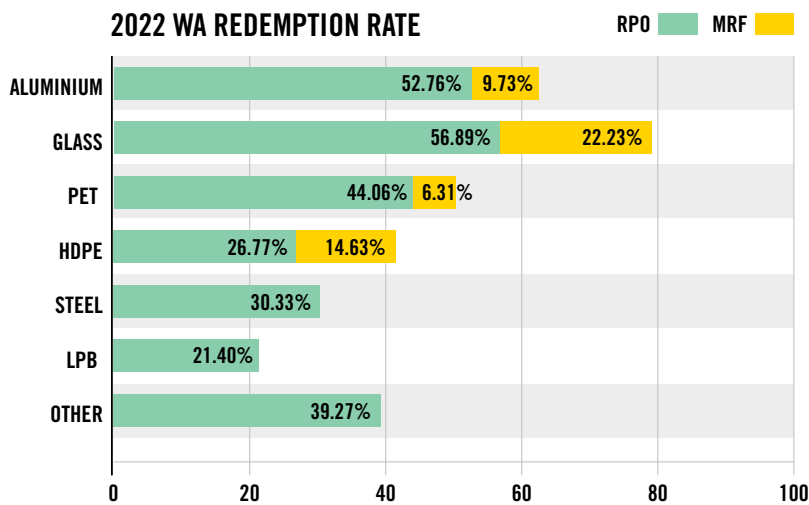
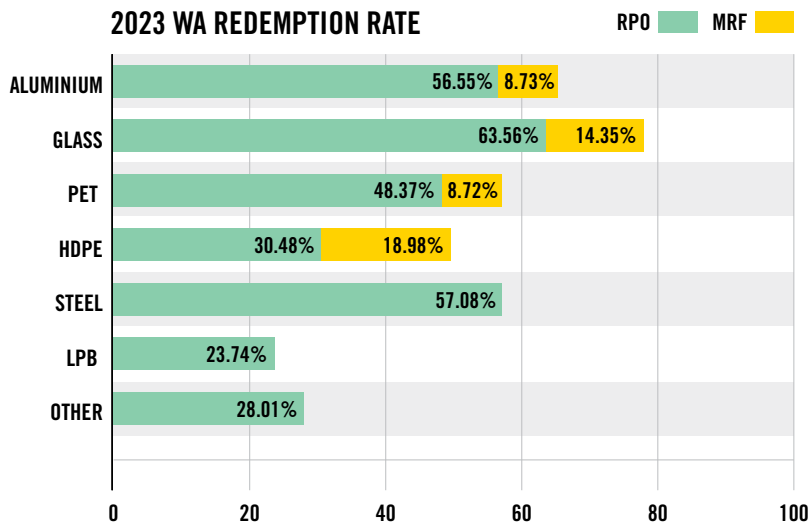
**2022 WA AVERAGE REDEMPTION RATE 60.62%**



**2021 WA AVERAGE REDEMPTION RATE 52.96%**

*Note: The average redemption percentages can be subject to minor change post publication as a result of year end finalisation of eligible container sales into Western Australia and material recovery facility volumes.*

# A9. WESTERN AUSTRALIA REDEMPTION BY MATERIAL TYPE



# A10. NUMBER AND TYPE OF EACH REFUND POINT

Evidence that the access principles described in the minimum network standards have been met, including a record of the percentage of refund points in each region.

	TARGET	FULL TIME REFUND POINTS	FLEXIBLE REFUND POINTS	TOTAL REFUND POINTS	%
GASCOYNE	4	1	3	4	100%
GOLDFIELDS – ESPERANCE	11	3	7	10	100%
GREAT SOUTHERN	8	3	7	10	125%
KIMBERLEY	12	1	11	12	175%
MIDWEST	8	4	6	10	138%
PERTH AND PEEL	131	105	33	138	106%
PILBARA	9	7	8	15	189%
SOUTHWEST	19	8	12	20	105%
WHEATBELT	27	1	35	36	133%
<b>TOTAL</b>	<b>229</b>	<b>133</b>	<b>122</b>	<b>255</b>	<b>117%</b>

# A10. ACCESS PRINCIPLES

The number of each type of refund point for the metropolitan area and each region operating at the end of the reporting period.

	TOTAL IN REGION	SITES WITH DISABILITY ACCESS
PERTH METRO AREA	123	110
WHEATBELT	35	32
SOUTH WEST	20	18
PEEL	15	11
PILBARA	15	11
KIMBERLEY	13	10
GOLDFIELDS – ESPERANCE	10	9
GREAT SOUTHERN	10	9
MID WEST	10	7
GASCOYNE	4	2
<b>TOTAL</b>	<b>255</b>	<b>219</b>

WARRRL will engage a disability consultant to review any refund points – depot, bag drops etc. – that currently do not have disability access and work with them to establish a plan by 30 June 2024 to address any access issues.

Please refer to the list of RPO locations on following pages.

# A10. LIST OF RPO LOCATIONS AND OPEN HOURS

SITE NAME	ADDRESS	MON	TUE	WED	THU	FRI	SAT	SUN	SOCIAL ENTERPRISE	COMPLIANCE TO HOURS
ABC Foundation – Exmouth	29 Ingram Street, North West Cape	–	–	–	–	–	8am – 10.30am	–	Aboriginal Organisation	Compliant - Pop Up
ABC Foundation – Carnarvon	9 Bassett Way, East Carnarvon	–	–	12.30pm – 4.30pm	–	–	8am – 12pm	–	Aboriginal Organisation	Compliant
ABC Foundation – Denham	9 Francis Road, Denham	12pm – 5pm	10am – 3pm	12pm – 5pm	11am – 1pm	10am – 3pm	–	–	Aboriginal Organisation	Compliant - Pop Up
ABC Foundation – Coral Bay	Lot 301 Banksia Drive, Coral Bay	–	11am – 1pm	–	–	–	–	–	Aboriginal Organisation	Compliant
Norsemen Men's Shed	104 Prinsep Street, Norseman	–	–	–	–	10am – 2pm	10am – 2pm	–	Non–Corporate NFP	Compliant
Exchange Depot – Esperance	19 Effie Turner Drive, Esperance	8am – 4pm	8am – 4pm	8am – 4pm	8am – 4pm	8am – 4pm	8am – 12pm	–	Non–Corporate For–Profit	Compliant
Shire of Leonora Works Depot	22 Tower Street, Leonora	–	–	–	9am – 1pm	–	–	–	Local Government Entity	Compliant - Pop Up
PitBull Services – Kambalda	36 Clianthus Rd, Kambalda West	–	–	–	–	12pm – 4pm	12pm – 4pm	–	Non–Corporate For–Profit	Compliant
Wiluna Traders Recycling Centre	37 Wotton Street, Wiluna	–	7am – 12pm	7am – 12pm	7am – 12pm	7am – 12pm	7am – 12pm	1pm – 4pm	Non–Corporate For–Profit	Compliant
Return–It Kalgoorlie	5 Brooks Way, West Kalgoorlie	8am – 4pm	8am – 4pm	8am – 4pm	8am – 4pm	8am – 4pm	8am – 4pm	8am – 2pm	Corporate For–Profit	Compliant
Laverton C4C Recycling	50 Weld Drive, Laverton	3pm – 5pm	–	3pm – 5pm	–	–	7am – 11am	–	Non–Corporate NFP	Compliant
Return–It Express Kalgoorlie	84–96 Brookman Street, Kalgoorlie	–	–	–	–	–	–	–	Corporate For–Profit	Compliant
Hopetoun Men in Sheds	86 Tamar Street, Hopetoun	–	9am – 12pm	–	9am – 12pm	–	8am – 12pm	–	Non–Corporate NFP	Compliant
PitBull Services – Coolgardie Mobile	Coolgardie Men's Shed, 73–80 Woodward Street, Coolgardie	–	–	–	–	–	–	12pm – 2pm	Non–Corporate For–Profit	Compliant - Pop Up
Containers For Cash – Spencer Park	1–2 Hardie Rd, Spencer Park	9am – 4pm	9am – 4pm	9am – 4pm	9am – 4pm	9am – 4pm	8.30am – 4pm	11am – 4pm	Non–Corporate For–Profit	Compliant
Container Recycling Denmark	46 East River Road, Denmark	–	–	12pm – 4.00pm	–	–	12pm – 4.00pm	–	Non–Corporate NFP	Compliant
Container Recycling Albany	93 Stead Road, Centennial Park	9am – 4pm	9am – 4pm	10am – 3pm	10am – 3pm	10am – 3pm	–	10am – 2pm	Non–Corporate NFP	Compliant
Katanning Environmental inc Container Cash In – Kojonup Bag Drop	Behind 124 Deli, 124 Albany Hwy, Kojonup	6am – 6pm	6am – 6pm	6am – 6pm	6am – 6pm	6am – 6pm	6am – 6pm	6am – 6pm	Non–Corporate NFP	Compliant
Container Recycling Cranbrook	Behind the Gillamii Centre 140 Climie St, Cranbrook	–	–	–	–	–	–	–	Non–Corporate NFP	Compliant
Bremer Cash for Containers	Bremer Bay Waster Transfer Station Wellstead Road, Bremer Bay	–	–	–	–	1pm – 4pm	–	1pm – 4pm	Non–Corporate NFP	Compliant
Container Recycling Kendenup Town Hall Markets	Hassell Ave, Kendenup	–	–	–	–	–	9am – 1pm	–	Non–Corporate NFP	Compliant
Katanning Environmental Container Cash In	Lot 523 Dore St, Katanning	–	–	–	–	12pm – 4pm	9am – 3pm	–	Non–Corporate NFP	Compliant
Container Cash In Gnowangerup	Outside Shire Depot, 71 Cecil Street, Gnowangerup	–	–	–	–	–	9am – 1pm	–	Non–Corporate NFP	Compliant
Container Recycling Mt Barker	Plantagenet District Hall carpark, Memorial Road, Mount Barker	–	–	–	–	–	–	9am – 12pm	Non–Corporate NFP	Compliant - Pop Up
EKJP – Wyndham Bag Drop	1 Ord Street, Wyndham	8am – 10am	8am – 10am	8am – 10am	–	–	–	–	Aboriginal Organisation	Compliant - Additional Point

\*Note - if no hours shown, site is 24/7

# A10. LIST OF RPO LOCATIONS AND OPEN HOURS (CONTINUED)

SITE NAME	ADDRESS	MON	TUE	WED	THU	FRI	SAT	SUN	SOCIAL ENTERPRISE	COMPLIANCE TO HOURS
EKJP Wyndham	1 Ord Street, Wyndham	–	9am – 12pm	–	–	–	–	–	Aboriginal Organisation	Compliant - Pop Up
Marra Worra Worra Recycling	158 Great Northern Highway, Fitzroy Crossing	–	7am – 11am	–	–	7am – 11am	8am – 12pm	–	Aboriginal Organisation	Compliant
EKJP Kununurra	21 Mango Street, Kununurra	8am – 12pm	8am – 12pm	8am – 12pm	8am – 12pm	8am – 12pm	–	–	Aboriginal Organisation	Compliant - Additional Point
Winun Ngari – Derby	24 Wells Street, Mariginuiup	–	–	1pm – 5pm	8am – 12pm	8am – 12pm	–	–	Aboriginal Organisation	Compliant
Nirrumbuk Enviromental Health and Services	29 Clementson Street, Broome	9am – 3pm	9am – 3pm	9am – 3pm	9am – 3pm	9am – 3pm	9am – 12.30pm	–	Aboriginal Organisation	Compliant
EKJP Revive – Small Volume Only	5 Konkerberry Drive, Kununurra	–	9am – 4pm	9am – 4pm	9am – 4pm	9am – 4pm	8am – 1pm	–	Aboriginal Organisation	Compliant
EKJP Halls Creek	5 Neighbour Street, Halls Creek	–	–	1pm – 3pm	1pm – 3pm	–	8am – 12pm	–	Aboriginal Organisation	Compliant
Bidyadanga Family Center	Bidyadanga Aboriginal Community, Bidyadanga Road, Lagrange	–	–	2pm – 4pm	–	–	–	–	Aboriginal Organisation	Compliant
Lot 23 Djarindjin Community MUNS workshop	James Street, Dampier Peninsula	–	–	12pm – 4pm	–	–	–	–	Aboriginal Organisation	Compliant
EKJP Warmun	Lot 54, Warmun Community, Warmun	–	2pm – 4pm	–	–	–	–	–	Aboriginal Organisation	Compliant - Pop Up
EKJP Doon Doon	LOT 60, Great Northern Highway, Midland	–	–	–	1pm – 3pm	–	–	–	Aboriginal Organisation	Compliant - Pop Up
Ethos Recycling Cue Roadhouse Bag Drop	12 Austin St, Cue	–	–	–	–	–	–	–	Corporate For-Profit	Compliant
Ethos Recycling Mount Magnet	14 Moses St, Mount Magnet	–	–	–	–	–	–	–	Corporate For-Profit	Compliant
ABC Foundation – Meekatharra	18 Marmont Street, Meekatharra	–	–	12.30pm – 4.30pm	–	–	8am – 12pm	–	Aboriginal Organisation	Compliant
Containers for Cash Kalbarri	54 Atkinson Crescent, Kalbarri	–	–	–	7am – 11am	–	7am – 11am	–	Non-Corporate For-Profit	Compliant
Ethos Recycling Cue Depot	59 Austin St, Cue	–	8am – 12pm	–	–	8am – 12pm	–	–	Corporate For-Profit	Compliant - Additional Point
Northampton Men's Shed Inc	67 Mary Street, Northampton	–	–	8.30am – 12.30pm	–	–	8.30am – 12.30pm	–	Non-Corporate NFP	Compliant
Return-It Geraldton	8 Bradford Street, Wonthella	8am – 4pm	8am – 4pm	8am – 4pm	8am – 4pm	8am – 4pm	8am – 4pm	8am – 2pm	Corporate For-Profit	Compliant
Morawa – Motown Community Shed	81 Winfield Street, Morawa	–	–	–	8am – 11am	–	8am – 1pm	–	Corporate NFP	Compliant
Return-It Express Geraldton	Rigters Supa IGA Car Park, LOT 150, 179–189 Durlacher St, Geraldton	–	–	–	–	–	–	–	Corporate For-Profit	Compliant
Shire of Irwin Transfer Station	Shire of Irwin Transfer Station, Lot 300 Dee Street, Port Denison	–	–	–	–	9am – 1.30pm	9am – 1.30pm	–	Local Government Entity	Compliant
Ability WA – Bibra Lake	30 Miguel Rd, Bibra Lake	9.30am – 4pm	9.30am – 4pm	9.30am – 4pm	9.30am – 4pm	9.30am – 4pm	8.30am – 12.30pm	–	Corporate NFP	Compliant
Ability WA – Midvale	25 Stanhope Gardens, Midvale	9am – 4pm	9am – 4pm	9am – 4pm	9am – 4pm	9am – 4pm	8.30am – 12.30pm	–	Corporate NFP	Compliant
Bridging the Gap – Secret Harbour Bag Drop	Secret Harbour square – 420 Secret Harbour Blvd & Cnr Warnbro Sound Avenue, Secret Harbour	–	–	–	–	–	–	–	Non-Corporate NFP	Compliant

\*Note - if no hours shown, site is 24/7

# A10. LIST OF RPO LOCATIONS AND OPEN HOURS (CONTINUED)

SITE NAME	ADDRESS	MON	TUE	WED	THU	FRI	SAT	SUN	SOCIAL ENTERPRISE	COMPLIANCE TO HOURS
Bridging the Gap Port Kennedy	20 Blackburn Drive, Port Kennedy	9am – 4.30pm	9am – 4.30pm	9am – 4.30pm	9am – 4.30pm	9am – 4.30pm	9am – 4.30pm	9am – 3pm	Non-Corporate NFP	Compliant
Cash for Containers Rockingham	31 Crompton Road, Rockingham	8am – 4.30pm	8am – 4.30pm	8am – 4.30pm	8am – 4.30pm	8am – 4.30pm	8am – 12pm	–	Non-Corporate For-Profit	Compliant
Cash for Containers Shoalwater Drop Off	Shoal Water Shopping Centre, 117 Safety Bay Rd, Shoalwater	–	–	–	–	–	–	–	Non-Corporate For-Profit	Compliant
City of Fremantle Drop Off	City of Fremantle Reception, 70 Parry Street, Fremantle	8am – 4.30pm	8am – 4.30pm	8am – 4.30pm	8am – 4.30pm	8am – 4.30pm	10am – 4pm	12pm – 4pm	Local Government Entity	Compliant
City of Perth – Aberdeen street depot	8 Aberdeen Street, Perth	10am – 4pm	10am – 4pm	10am – 4pm	10am – 4pm	10am – 4pm	10am – 1pm	10am – 1pm	Local Government Entity	Compliant
City of Perth – Roe St RVM	68 Roe Street, Northbridge	10am – 4pm	10am – 4pm	10am – 4pm	10am – 4pm	10am – 4pm	10am – 1pm	10am – 1pm	Local Government Entity	Compliant
City of Swan	121 Stock W Rd, Bullsbrook	8.30am – 11.30am	–	–	8.30am – 4.30pm	8.30am – 4.30pm	8.30am – 4.30pm	8.30am – 4.30pm	Local Government Entity	Compliant
Community Recycling Erskine Over the Counter	39 Galbraith Loop, Falcon	8am – 4pm	8am – 4pm	8am – 4pm	8am – 4pm	8am – 4pm	8am – 4pm	–	Corporate NFP	Compliant
Community Recycling Baldivis	The Baldivis Recreation Centre, 6171 Fifty Road, Baldivis	9am – 1pm	–	–	–	9am – 1pm	–	–	Corporate NFP	Compliant - Pop Up
Community Recycling Boddington Bag Drop	Boddington Men's Shed, Boddington	–	–	–	9am – 12pm	–	9am – 12pm	–	Corporate NFP	Compliant - Additional Point
Community Recycling Boddington Mobile	Boddington Men's Shed, Boddington	–	–	–	9am – 1pm	–	–	–	Corporate NFP	Compliant - Pop Up
Community Recycling Mandurah Central	Lane Group Stadium, Clarice Street, Mandurah	–	–	–	–	–	–	–	Corporate NFP	Compliant
Community Recycling Mundijong Mobile	Mundijong Park, Cockram Street, Mundijong	–	–	–	9am – 1pm	–	–	–	Corporate NFP	Compliant - Pop Up
Community Recycling Pinjarra Mobile	James Street Car Park, Pinjarra	–	9am – 1pm	–	–	–	–	–	Corporate NFP	Compliant - Pop Up
Community Recycling Rockingham Over the Counter	19 Dixon Road, Kalamunda	8am – 4pm	8am – 4pm	8am – 4pm	8am – 4pm	8am – 4pm	8am – 4pm	–	Corporate NFP	Compliant
Community Recycling WA Dawesville Bag Drop	Ocean Road Sports Pavilion, Moora Close, Dawesville	–	–	–	–	–	–	–	Corporate NFP	Compliant
Community Recycling Waroona Mobile	Waroona Town Oval, Millar St, Waroona	–	–	9am – 1pm	–	–	–	–	Corporate NFP	Compliant - Pop Up
Container Refunder – Girrawheen	Hudson Park Car Park, 33 Hudson Avenue, Girrawheen	9.30am – 2.30pm	–	–	–	–	–	–	Non-Corporate For-Profit	Compliant - Pop Up
Container Refunder – Manning Farmers Market	Farmers Market on Manning, George Burnett Park, Corner Manning and Elderfield Rd, Karawara	–	–	–	–	–	7.30am – 12.30pm	–	Non-Corporate For-Profit	Compliant - Pop Up
Container Refunder – Padbury Mobile	McDonald Reserve, McDonald Ave, Padbury	–	–	–	9am – 2.30pm	–	–	–	Non-Corporate For-Profit	Compliant - Pop Up
Container Refunder – Victoria Park Farmers Market	Victoria Park Farmers Market, John MacMillan Park, Kent St, East Victoria Park	–	–	–	–	–	–	8am – 12pm	Non-Corporate For-Profit	Compliant - Pop Up
Container Refunder – Britannia Reserve	Britannia Reserve, Britannia Rd, Mount Hawthorn	–	–	–	–	–	–	–	Non-Corporate For-Profit	Compliant
Container Refunder – Claremont Showgrounds	Inside Gate 8, Ashton Crescent, Claremont	7am – 7pm	7am – 7pm	7am – 7pm	7am – 7pm	7am – 7pm	7am – 7pm	7am – 7pm	Non-Corporate For-Profit	Compliant

\*Note - if no hours shown, site is 24/7



# A10. LIST OF RPO LOCATIONS AND OPEN HOURS (CONTINUED)

SITE NAME	ADDRESS	MON	TUE	WED	THU	FRI	SAT	SUN	SOCIAL ENTERPRISE	COMPLIANCE TO HOURS
Container Refunder – Claremont Therapeutic Riding Centre	Claremont Therapeutic Riding Centre, Brockway Rd, Mount Claremont	–	–	–	–	–	–	–	Non–Corporate For–Profit	Compliant
Container Refunder – Craigie	Warrandyte Park, Warrandyte Dve, Craigie	–	9.30am – 1.30pm	–	–	–	–	–	Non–Corporate For–Profit	Compliant - Pop Up
Container Refunder – Floreat SLSC Bag Drop	Floreat Surf Life Saving Club (North side of club), West Coast Hwy, City Beach	–	–	–	–	–	–	–	Non–Corporate For–Profit	Compliant
Container Refunder – Iluka	Iluka Sports Complex, 6 Miami Beach Promenade, Iluka	–	–	–	9.30am – 1.30pm	–	–	–	Non–Corporate For–Profit	Compliant - Pop Up
Container Refunder – Koondoola	20 Burbridge Way, Koondoola	–	–	9.30am – 3pm	–	–	–	–	Non–Corporate For–Profit	Compliant - Pop Up
Container Refunder – Leeming	Beasley Reserve, Beasley Rd, Leeming	–	–	–	–	9.30am – 0.5625	–	–	Non–Corporate For–Profit	Compliant - Pop Up
Container Refunder – Maylands	Bardon park parking, Bardon place, Maylands	–	–	9.30am – 12pm	–	–	–	–	Non–Corporate For–Profit	Compliant - Pop Up
Container Refunder – Mindarie	Bellport Park, Rothesay Heights, Mindarie	9am – 1pm	–	–	–	–	–	–	Non–Corporate For–Profit	Compliant - Pop Up
Container Refunder – Mosman Park	Tom Perrott Reserve, McCabe St, Mosman Park	–	9.30am – 1.30pm	–	–	–	–	–	Non–Corporate For–Profit	Compliant - Pop Up
Container Refunder – Ocean Reef	Mirror Park Carpark, Venturi Drive, Ocean Reef	–	–	–	–	9.30am – 2pm	–	–	Non–Corporate For–Profit	Compliant - Pop Up
Container Refunder – Osborne Park	81 Hector Street West, Osborne Park	8.30am – 5pm	8.30am – 5pm	8.30am – 5pm	8.30am – 5pm	8.30am – 5pm	8.30am – 4.30pm	9am – 3pm	Non–Corporate For–Profit	Compliant
Container Refunder – Piara Waters	Rossiter Pavilion, Tuberose Rd, Piara Waters	–	–	–	9.30am – 1.30pm	–	–	–	Non–Corporate For–Profit	Compliant - Pop Up
Container Refunder – Welshpool	53 Felspar St, Welshpool	7am – 4pm	7am – 4pm	7am – 4pm	7am – 4pm	7am – 4pm	8.30am – 1pm	–	Non–Corporate For–Profit	Compliant
Container Refunder–Whiteman Park	East side of Starflower Road just after Barrambie way intersection, Whiteman Park	–	9.30am – 2.30pm	–	–	–	8am – 3.30pm	–	Non–Corporate For–Profit	Compliant - Pop Up
Containers For Cash Mandurah	5 Rafferty Road, Mandurah	8am – 4.30pm	8am – 4.30pm	8am – 4.30pm	8am – 4.30pm	8am – 4.30pm	8.30am – 4.30pm	9am – 1pm	Non–Corporate For–Profit	Compliant
Down Under Recycling – Armadale	273 South Western Highway, Armadale	8am – 5pm	8am – 5pm	8am – 5pm	8am – 5pm	8am – 5pm	8am – 1pm	8am – 12pm	Non–Corporate For–Profit	Compliant
Down Under Recycling – Oakford	965 Nicholson Road, Oakford	8.30am – 5.30pm	8.30am – 5.30pm	8.30am – 5.30pm	8.30am – 5.30pm	8.30am – 5.30pm	8.30am – 5pm	8.30am – 5pm	Non–Corporate For–Profit	Compliant
Ethos Recycling Bag Drop Dwellingup	45 – 47 McLarty Street, Dwellingup	–	–	–	–	–	–	–	Corporate For–Profit	Compliant
Ethos Recycling Del Park	4267 South West Highway, North Dandalup	–	12PM – 5pm	–	12PM – 5pm	–	9am – 1pm	–	Corporate For–Profit	Compliant
Ethos Recycling South Yunderup Bag Drop	16 South Yunderup Road, South Yunderup	–	–	–	–	–	–	–	Corporate For–Profit	Compliant
Exchange Depot – Bayswater	27 Moojebing Street, Bayswater	8am – 4pm	8am – 4pm	8am – 4pm	8am – 4pm	8am – 4pm	8am – 4pm	9am – 2pm	Non–Corporate For–Profit	Compliant
Exchange Depot – Forrestfield	9 Webster Road, Forrestfield	8am – 4pm	8am – 4pm	8am – 4pm	8am – 4pm	8am – 4pm	8am – 4pm	9am – 2pm	Non–Corporate For–Profit	Compliant
Exchange Depot – Kwinana Beach	35 Butcher Street, Kwinana Beach	8am – 4pm	8am – 4pm	8am – 4pm	8am – 4pm	8am – 4pm	8am – 4pm	9am – 2pm	Non–Corporate For–Profit	Compliant
Exchange Depot Bertram	17 Holden Close, Bertram	9am – 1pm	–	–	–	–	9am – 1pm	–	Non–Corporate For–Profit	Compliant
Exchange Depot Byford	868 South Western Hwy, Byford	10am – 7pm	10am – 7pm	10am – 7pm	10am – 7pm	11am – 8pm	11am – 8pm	10am – 6pm	Non–Corporate For–Profit	Compliant

\*Note - if no hours shown, site is 24/7

# A10. LIST OF RPO LOCATIONS AND OPEN HOURS (CONTINUED)

SITE NAME	ADDRESS	MON	TUE	WED	THU	FRI	SAT	SUN	SOCIAL ENTERPRISE	COMPLIANCE TO HOURS
Fremantle Containers for Change	83 Knutsford St, Fremantle	8am – 4.30pm	8am – 4.30pm	–	8am – 4.30pm	8am – 4.30pm	10am – 4pm	12pm – 4pm	Local Government Entity	Compliant
Good Sammy Balcatta Drive Thru Depot	Unit 11, 257 Balcatta Road, Balcatta	8.30am – 4.30pm	8.30am – 4.30pm	8.30am – 4.30pm	8.30am – 4.30pm	8.30am – 4.30pm	8.30am – 4.30pm	–	Corporate NFP	Compliant
Good Sammy Balcatta in-store Bag Drop	6/39 Erindale Road, Balcatta	9am – 5pm	9am – 5pm	9am – 5pm	9am – 5pm	9am – 5pm	9am – 5pm	12pm – 4.30pm	Corporate NFP	Compliant
Good Sammy Recycling – Belmont	Unit 8/199 Abernethy Rd, Belmont	9am – 5pm	9am – 5pm	9am – 5pm	9am – 6.30pm	9am – 5pm	9am – 5pm	12pm – 4.30pm	Corporate NFP	Compliant
Good Sammy Recycling – Bina Parkland Bag Drop	Bina Parkland, 50 Wallington Road, Balga	–	–	–	–	–	–	–	Corporate NFP	Compliant
Good Sammy Recycling – Fremantle	3–19 William Street (Bag drop via Paddy Troy Mall), Fremantle	9am – 5pm	9am – 5pm	9am – 5pm	9am – 5pm	9am – 5pm	9am – 5pm	12pm – 4.30pm	Corporate NFP	Compliant
Good Sammy Recycling – Herb Graham Bag Drop	Herb Graham Recreation Centre, 38 Ashbury Crescent, Mirrabooka	–	–	–	–	–	–	–	Non-Corporate For-Profit	Compliant
Good Sammy Recycling – Kelmscott	1 Gillam Drive, Kelmscott	9am – 5pm	9am – 5pm	9am – 5pm	9am – 5pm	9am – 5pm	9am – 5pm	12pm – 4.30pm	Corporate NFP	Compliant
Good Sammy Recycling – Kwinana Town Centre	Shop 22, 40–46 Mears Avenue, Kwinana Town Centre	9am – 5pm	9am – 5pm	9am – 5pm	9am – 5pm	9am – 5pm	9am – 5pm	–	Corporate NFP	Compliant
Good Sammy Recycling – Mount Lawley	768 Beaufort Street, Mount Lawley	9am – 5pm	9am – 5pm	9am – 5pm	9am – 5pm	9am – 5pm	9am – 5pm	12pm – 4.30pm	Corporate NFP	Compliant
Good Sammy Recycling – Port Kennedy	2/11 Sunlight Drive, Port Kennedy	9am – 5pm	9am – 5pm	9am – 5pm	9am – 5pm	9am – 5pm	9am – 5pm	12pm – 4.30pm	Corporate NFP	Compliant
Good Sammy Recycling – Robinson Reserve Bag Drop	Robinson Reserve, 29 Park Street (Eldorado Street), Tuart Hill	–	–	–	–	–	–	–	Corporate NFP	Compliant
Good Sammy Recycling – South Lake	Shop 46, 620 North Lake Road, South Lake	9am – 5pm	9am – 5pm	9am – 5pm	9am – 5pm	9am – 5pm	9am – 5pm	12pm – 4.30pm	Corporate NFP	Compliant
Good Sammy Recycling – Southern River	712 Ranford Rd, Southern River	9am – 5pm	9am – 5pm	9am – 5pm	9am – 5pm	9am – 5pm	9am – 5pm	12pm – 4.30pm	Corporate NFP	Compliant
Good Sammy Recycling – Subiaco	28 Rokeby Road, Subiaco	9am – 5pm	9am – 5pm	9am – 5pm	9am – 6.30pm	9am – 5pm	9am – 5pm	12.00pm – 4.30pm	Corporate NFP	Compliant
Good Sammy Recycling – Trigg Island Bag Drop	368 West Coast Drive, Trigg	–	–	–	–	–	–	–	Corporate NFP	Compliant
Good Sammy Recycling Booragoon	Units 3 & 4, 491 Marmion Street, Booragoon	9am – 5pm	9am – 5pm	9am – 5pm	9am – 5pm	9am – 5pm	9am – 5pm	12pm – 4.30pm	Corporate NFP	Compliant
Good Sammy Recycling Butler	Units 9 & 10, 8 Butler Boulevard, Butler	9am – 4.30pm	9am – 4.30pm	9am – 4.30pm	9am – 4.30pm	9am – 4.30pm	9am – 4.30pm	12pm – 4pm	Corporate NFP	Compliant
Good Sammy Recycling Canning Vale	33–35 Banister Road, Canningvale	9am – 5pm	9am – 5pm	9am – 5pm	9am – 5pm	9am – 5pm	9am – 5pm	–	Corporate NFP	Compliant
Good Sammy Recycling Cannington	Unit 6, 1293 – 1295 Albany Highway, Cannington	9am – 4.30pm	9am – 4.30pm	9am – 4.30pm	9am – 6pm	9am – 4.30pm	9am – 4.30pm	12pm – 4pm	Corporate NFP	Compliant
Good Sammy Recycling Gosnells	2282 & 2288 Albany Highway, Gosnells	9am – 4.30pm	9am – 4.30pm	9am – 4.30pm	9am – 4.30pm	9am – 4.30pm	9am – 4.30pm	–	Corporate NFP	Compliant
Good Sammy Recycling Malaga	Unit 1, 23 Bonner Drive, Malaga	9am – 5pm	9am – 5pm	9am – 5pm	9am – 5pm	9am – 5pm	9am – 5pm	12pm – 4.30pm	Corporate NFP	Compliant
Good Sammy Recycling Mandurah	120 Pinjarra Road, Mandurah	9am – 5pm	9am – 5pm	9am – 5pm	9am – 5pm	9am – 5pm	9am – 5pm	12pm – 4.30pm	Corporate NFP	Compliant
Good Sammy Recycling Osborne Park	Unit 3, 320 Selby Street, Osborne Park	9am – 5pm	9am – 5pm	9am – 5pm	9am – 6.30pm	9am – 5pm	9am – 5pm	12pm – 4.30pm	Corporate NFP	Compliant

\*Note - if no hours shown, site is 24/7

# A10. LIST OF RPO LOCATIONS AND OPEN HOURS (CONTINUED)

SITE NAME	ADDRESS	MON	TUE	WED	THU	FRI	SAT	SUN	SOCIAL ENTERPRISE	COMPLIANCE TO HOURS
Good Sammy Recycling Wanneroo Drive Through Depot	Unit 8, Drovers Market Pl, 1387 Wanneroo Road, Tapping	8am – 4pm	8am – 4pm	8am – 4pm	8am – 4pm	8am – 4pm	8am – 4pm	–	Corporate NFP	Compliant
Good Sammy Recycling Wanneroo Instore Bag Drop	Unit 12, Drovers Market Pl, 1387 Wanneroo Road, Tapping	9am – 5pm	9am – 5pm	9am – 5pm	9am – 6.30pm	9am – 5pm	9am – 5pm	12pm – 4.30pm	Corporate NFP	Compliant
Good Sammy Recycling Willetton	Unit 4, 147 High Road, Willetton	9am – 5pm	9am – 5pm	9am – 5pm	9am – 6.30pm	9am – 5pm	9am – 5pm	12pm – 4.30pm	Corporate NFP	Compliant
Karnup Roadhouse	2261 Mandurah Rd, Karnup	–	–	–	–	–	–	–	Corporate For-Profit	Compliant
Mandurah Recycling	13 Gordon Road, Mandurah	8am – 4pm	8am – 4pm	8am – 4pm	8am – 4pm	8am – 4pm	8am – 4pm	–	Non-Corporate For-Profit	Compliant
Recycle to Change WA – Burswood Park Drop-off	Corner Glenn Place and Victoria Park Drive, Burswood	–	–	–	–	–	–	–	Non-Corporate For-Profit	Compliant
Recycle to Change WA – Victoria Park Community Centre Drop-Off	248 (Lot 10) Gloucester Street, East Victoria Park	–	–	–	–	–	–	–	Non-Corporate For-Profit	Compliant
Recycle to Change WA – Willetton	Unit 1/2, 3 Moonie Street, Willetton	8am – 4pm	8am – 4pm	8am – 4pm	8am – 4pm	8am – 4pm	8am – 1pm	8am – 1pm	Non-Corporate For-Profit	Compliant
Recyclers for Change Foodbank Bag Drop	Foodbank, 23 Abbott Road, Perth Airport	9am – 5pm	9am – 5pm	9am – 5pm	9am – 5pm	9am – 5pm	9am – 5pm	–	Corporate NFP	Compliant
Recyclers For Change Midland	Fairbairn Gardens, Bellevue	9am – 4.30pm	9am – 4.30pm	9am – 4.30pm	9am – 4.30pm	9am – 4.30pm	8.30am – 12.30pm	–	Corporate NFP	Compliant
Recyclers For Change Midland – Middle Swan Bag Drop	462 Great Northern Hwy, Middle Swan	8am – 4pm	8am – 4pm	8am – 4pm	8am – 4pm	8am – 4pm	8am – 4pm	8am – 4pm	Corporate NFP	Compliant
Return2Sender	3 Carole Road, Maddington	8am – 4pm	8am – 4pm	8am – 4pm	8am – 4pm	8am – 4pm	8am – 3pm	9am – 2pm	Non-Corporate For-Profit	Compliant
Return-It – Joondalup	5 Winton Road, Joondalup	8am – 4pm	8am – 4pm	8am – 4pm	8am – 4pm	8am – 4pm	8am – 4pm	10am – 4pm	Corporate For-Profit	Compliant
Return-It Balcatta	2/20 Abrams St, Balcatta	8am – 4pm	8am – 4pm	8am – 4pm	8am – 4pm	8am – 4pm	8am – 4pm	8am – 2pm	Corporate For-Profit	Compliant
Return-It Clarkson	23–25 Caloundra Road, Clarkson	8am – 4pm	8am – 4pm	8am – 4pm	8am – 4pm	8am – 4pm	8am – 4pm	10am – 4pm	Corporate For-Profit	Compliant
Return-It Cockburn	12 Blackly Row, Cockburn Central	8am – 4pm	8am – 4pm	8am – 4pm	8am – 4pm	8am – 4pm	8am – 4pm	8am – 2pm	Corporate For-Profit	Compliant
Return-It Malaga	14 Century Road, Malaga	8am – 4pm	8am – 4pm	8am – 4pm	8am – 4pm	8am – 4pm	8am – 4pm	8am – 2pm	Corporate For-Profit	Compliant
Return-It Shenton Park	10 Selby Street, Shenton Park	8am – 4pm	8am – 4pm	8am – 4pm	8am – 4pm	8am – 4pm	8am – 4pm	10am – 4pm	Corporate For-Profit	Compliant
Return-It Welshpool	2/16 Kewdale Rd, Kewdale	8am – 4pm	8am – 4pm	8am – 4pm	8am – 4pm	8am – 4pm	8am – 4pm	8am – 2pm	Corporate For-Profit	Compliant
Scouts WA Recycling Cockburn Central	54 – 56 Cooper Road, Cockburn	8.30am – 4.30pm	8.30am – 4.30pm	8.30am – 4.30pm	8.30am – 4.30pm	8.30am – 4.30pm	9am – 4pm	10am – 3pm	Corporate NFP	Compliant
Scouts WA Recycling Kenwick	1729 Albany Hwy, Kenwick	8.30am – 4.30pm	8.30am – 4.30pm	8.30am – 4.30pm	8.30am – 4.30pm	8.30am – 4.30pm	9am – 4pm	10am – 3pm	Corporate NFP	Compliant
Scouts WA Recycling Malaga	303 Victoria Road, Malaga	8.30am – 4.30pm	8.30am – 4.30pm	8.30am – 4.30pm	8.30am – 4.30pm	8.30am – 4.30pm	9am – 4pm	10am – 3pm	Corporate NFP	Compliant

\*Note - if no hours shown, site is 24/7

# A10. LIST OF RPO LOCATIONS AND OPEN HOURS (CONTINUED)

SITE NAME	ADDRESS	MON	TUE	WED	THU	FRI	SAT	SUN	SOCIAL ENTERPRISE	COMPLIANCE TO HOURS
Scouts WA Recycling Rottnest Island	Rottnest Island Authority Staff Offices, Henderson Avenue, Rottnest Island	–	–	–	–	–	–	–	Corporate NFP	Compliant
Scouts WA Recycling Wangara	29 Dellamarta Road, Wangara	8.30am – 4.30pm	8.30am – 4.30pm	8.30am – 4.30pm	8.30am – 4.30pm	8.30am – 4.30pm	9am – 4pm	10am – 3pm	Corporate NFP	Compliant
Shire of Mundaring	lot 385 Coppin Road, Mundaring	8.30am – 3.30pm	8.30am – 3.30pm	–	12.30pm – 4.30pm	12.30pm – 4.30pm	8.30am – 3.30pm	8.30am – 3.30pm	Local Government Entity	Compliant
The Refund Depot – Alkimos	The Gateway Shopping Centre Precinct, cnr Graceful Blvd and Turnstone Street, Alkimos	–	–	–	–	–	–	–	Non-Corporate For-Profit	Compliant
The Refund Depot – Darch	The Darch Plaza, 225 Kingsway, Darch	–	–	–	–	–	–	–	Non-Corporate For-Profit	Compliant
The Refund Depot – Merriwa	True North Merriwa, 869 Connolly Drive, Merriwa	–	–	–	–	–	–	–	Non-Corporate For-Profit	Compliant
The Refund Depot – Two Rocks	Two Rocks Marina Boat Ramp, Australis Drive (south), Two Rocks	–	–	–	–	–	–	–	Non-Corporate For-Profit	Compliant
The Refund Depot – Wanneroo	Wanneroo Sports & Social Club, 22 Crisafulli Ave, Wanneroo	–	–	–	–	–	–	–	Non-Corporate For-Profit	Compliant
The Refund Depot – Yanchep	Yanchep Community Mens Shed, 2 Bracknell Road, Yanchep	–	–	–	–	–	–	–	Non-Corporate For-Profit	Compliant
The Refund Depot Landsdale	128 Furniss Rd, Landsdale	8am – 5pm	8am – 5pm	8am – 5pm	8am – 5pm	8am – 5pm	8am – 5pm	8am – 5pm	Non-Corporate For-Profit	Compliant
TOMRA Recycling Centre Belmont	39 Abernethy Rd, Belmont	7am – 7pm	7am – 7pm	7am – 7pm	7am – 7pm	7am – 7pm	7am – 5pm	7am – 5pm	Corporate For-Profit	Compliant
TOMRA Recycling Centre Joondalup	27 Sundew Rise, Joondalup	7am – 7pm	7am – 7pm	7am – 7pm	7am – 7pm	7am – 7pm	7am – 5pm	7am – 5pm	Corporate For-Profit	Compliant
TOMRA Recycling Centre Kelmscott	Units 3 & 4, 2921 Albany Highway, Kelmscott	7am – 7pm	7am – 7pm	7am – 7pm	7am – 7pm	7am – 7pm	7am – 5pm	7am – 5pm	Corporate For-Profit	Compliant
TOMRA Recycling Centre Myaree	46 McCoy Street, Myaree	7am – 7pm	7am – 7pm	7am – 7pm	7am – 7pm	7am – 7pm	7am – 5pm	7am – 5pm	Corporate For-Profit	Compliant
TOMRA Recycling Centre Osborne Park	426 Scarborough Beach Road, Osborne Park	7am – 7pm	7am – 7pm	7am – 7pm	7am – 7pm	7am – 7pm	7am – 5pm	7am – 5pm	Corporate For-Profit	Compliant
TOMRA Reverse Vending Centre Banksia Grove	Unit 4, 7 Honeybee Parade, Banksia Grove	7am – 7pm	7am – 7pm	7am – 7pm	7am – 7pm	7am – 7pm	7am – 7pm	9am – 6pm	Corporate For-Profit	Compliant
TOMRA Reverse Vending Centre Forrestdale	Unit 10, 2 Hensbrook Loop, Forrestdale	7am – 7pm	7am – 7pm	7am – 7pm	7am – 7pm	7am – 7pm	7am – 7pm	9am – 6pm	Corporate For-Profit	Compliant
U Can Recycle – Alexander Heights	40 Green Park Rd, Alexander Heights	–	–	–	–	–	–	–	Non-Corporate For-Profit	Compliant
U Can Recycle – Balcatta	201 Amelia St, Balcatta	–	–	–	–	–	–	–	Non-Corporate For-Profit	Compliant
U Can Recycle – Ballajura	16 Pelican Parade, Ballajura	–	–	–	–	–	–	–	Non-Corporate For-Profit	Compliant
U Can Recycle – Brooklane	80 Maffina Parade, Ellenbrook	–	–	–	–	–	–	–	Non-Corporate For-Profit	Compliant

\*Note - if no hours shown, site is 24/7

# A10. LIST OF RPO LOCATIONS AND OPEN HOURS (CONTINUED)

SITE NAME	ADDRESS	MON	TUE	WED	THU	FRI	SAT	SUN	SOCIAL ENTERPRISE	COMPLIANCE TO HOURS
U Can Recycle – Duncraig	Sorrento Bowling Club, Duncraig	–	–	–	–	–	–	–	Non-Corporate For-Profit	Compliant
U Can Recycle – Ellenbrook Drop-off	Charlottes Vineyard Oval, Ellenbrook	–	–	–	–	–	–	–	Non-Corporate For-Profit	Compliant
U Can Recycle – Greenwood	7 Liwara Place, Greenwood	–	–	–	–	–	–	–	Non-Corporate For-Profit	Compliant
U Can Recycle – Gwelup	Lake Gwelup Christian Church, Gwelup	7am – 7pm	7am – 7pm	7am – 7pm	7am – 7pm	7am – 7pm	7am – 7pm	9am – 7pm	Non-Corporate For-Profit	Compliant
U Can Recycle – Hillarys Northside	Hillarys Boat Harbour, Hillarys	–	–	–	–	–	–	–	Non-Corporate For-Profit	Compliant
U Can Recycle – Hillarys Southside	Hillarys Boat Harbour, Hillarys	–	–	–	–	–	–	–	Non-Corporate For-Profit	Compliant
U Can Recycle – Kallaroo	5 Adalia St, Kallaroo	–	–	–	–	–	–	–	Non-Corporate For-Profit	Compliant
U Can Recycle – Peppermint Grove	460 Stirling Hwy, Peppermint Grove	–	–	–	–	–	–	–	Non-Corporate For-Profit	Compliant
U Can Recycle – Yokine Drop-off	10 Wordsworth Ave, Yokine	–	–	–	–	–	–	–	Non-Corporate For-Profit	Compliant
U Can Recycle Dianella	16 Harold Street, Dianella	8am – 4pm	8am – 4pm	8am – 4pm	8am – 4pm	8am – 4pm	8am – 4pm	9am – 4pm	Non-Corporate For-Profit	Compliant
U Can Recycle High Wycombe	120 Wittenoom Road, High Wycombe	–	–	–	–	–	–	–	Non-Corporate For-Profit	Compliant
U Can Recycle Kelmscott	24–26 Gillam Drive, Kelmscott	8am – 5pm	8am – 5pm	8am – 5pm	8am – 5pm	8am – 5pm	8am – 5pm	9am – 4pm	Non-Corporate For-Profit	Compliant
U Can Recycle Pickering Brook	35 Weston Road, Pickering Brook	–	–	–	–	–	–	–	Non-Corporate For-Profit	Compliant
U Can Recycle Roleystone	Araluen Resort, Roleystone	–	–	–	–	–	–	–	Non-Corporate For-Profit	Compliant
WA Container Exchange Coogee	Coogee Community Hall, 19 Arlington Loop, Coogee	–	2pm – 4pm	–	2pm – 4pm	–	–	–	Non-Corporate For-Profit	Compliant - Pop Up
WA Container Exchange Hamilton Hill IGA	5/57 Rockingham Rd, Hamilton Hill	–	–	–	–	–	–	–	Non-Corporate For-Profit	Compliant
WA Container Exchange O'Connor	29 Bowen Street, O'Connor	8am – 4.30pm	8am – 4.30pm	8am – 4.30pm	8am – 4.30pm	8am – 4.30pm	8am – 3pm	9am – 1pm	Non-Corporate For-Profit	Compliant
WARRRL Centro Ave office	Containers for Change HQ, U2, Ground Floor, 1 Centro Ave, Subiaco	10am – 3pm	10am – 3pm	10am – 3pm	10am – 3pm	–	–	–	Corporate NFP	Compliant - Additional Point
Ashburton Paraburdoo	1 Ashburton Ave, Paraburdoo	–	–	–	1pm – 4pm	–	–	–	Aboriginal Organisation	Compliant - Pop Up
Care For Hedland Wedgefield Refund Collection Point	15 Moorambine St, Wedgefield	8am – 4pm	8am – 4pm	8am – 4pm	8am – 4pm	8am – 4pm	8am – 1pm	–	Non-Corporate NFP	Compliant
Ashburton – Marble Bar	17 Francis St, Marble Bar	8am – 12pm	8am – 12pm	8am – 12pm	8am – 12pm	8am – 12pm	–	–	Aboriginal Organisation	Compliant - Additional Point
North West Recycling – Pannawonica	192 Pannawonica Drive, Pannawonica	–	–	2pm – 6pm	8am – 12pm	–	–	–	Non-Corporate For-Profit	Compliant - Pop Up
North West Recycling – Roeburne Bag Drop	22 to 24 Roe street, Roebourne	–	–	–	–	–	–	–	Non-Corporate For-Profit	Compliant
North West Recycling – Karratha	25 Crane Circle, Karratha	9am – 5pm	9am – 5pm	9am – 5pm	9am – 5pm	9am – 5pm	8am – 12pm	–	Non-Corporate For-Profit	Compliant

\*Note - if no hours shown, site is 24/7

# A10. LIST OF RPO LOCATIONS AND OPEN HOURS (CONTINUED)

SITE NAME	ADDRESS	MON	TUE	WED	THU	FRI	SAT	SUN	SOCIAL ENTERPRISE	COMPLIANCE TO HOURS
Ashburton Tom Price	39 Boonderoo Road, Tom Price	–	–	12pm – 4pm	–	12pm – 4pm	8am – 12pm	–	Aboriginal Organisation	Compliant
North West Recycling – Nanutarra	4 N W Coastal Highway, Nanutarra	–	–	–	–	–	–	–	Non–Corporate For–Profit	Compliant
North West Recycling – Fortescue Roadhouse Bag Drop	51 North West Costal High Way, Mardie	–	–	–	–	–	–	–	Non–Corporate For–Profit	Compliant
North West Recycling – Wickham	Carse Street, Wickham (WA)	–	–	–	–	–	8am – 12pm	–	Non–Corporate For–Profit	Compliant - Pop Up
East Pilbara Refund Point	Newman Waste Management Facility, Yates Road, Newman	–	–	–	–	–	8am – 4pm	–	Local Government Entity	Compliant
North West Recycling – Peedamulla	Peedamulla Station Onslow Road, Peedamulla	–	–	–	–	–	–	–	Non–Corporate For–Profit	Compliant
Care For Hedland South Hedland Shopping Centre Carpark	South Hedland Shopping Centre Carpark, Forrest Circle and Wise Terrace, South Hedland	–	–	–	–	–	8am – 10am	–	Non–Corporate NFP	Compliant - Pop Up
North West Recycling – Onslow	Sporting Club Carpark, 47 Third Ave, Onslow	–	–	12pm – 6pm	8am – 12pm	–	–	–	Non–Corporate For–Profit	Compliant - Pop Up
North West Recycling – Yandeyarra	Yandeyarra Community, Yandeyarra Road, Port Hedland	6am – 6pm	6am – 6pm	6am – 6pm	6am – 6pm	6am – 6pm	6am – 6pm	6am – 6pm	Non–Corporate For–Profit	Compliant
Lions Recycling Centre	1 Hillview Road, Augusta	–	–	–	8am – 12pm	–	8am – 12pm	–	Non–Corporate NFP	Compliant
Cash4cans Bunbury Bag drop	1 Rotary Avenue, Withers	8.30am – 4.30pm	8.30am – 4.30pm	8.30am – 4.30pm	8.30am – 4.30pm	8.30am – 4.30pm	8.30am – 12.30pm	–	Non–Corporate For–Profit	Compliant
Donnybrook Balingup Lions Club Containers for Change	10 Cherrydale Way, Donnybrook	–	–	8am – 12pm	–	8am – 12pm	8am – 2pm	–	Non–Corporate NFP	Compliant
Cash4cans Bunbury	13 Smokebush Drive, Davenport	8.30am – 4pm	8.30am – 4pm	8.30am – 4pm	8.30am – 4pm	8.30am – 4pm	8am – 12pm	–	Non–Corporate For–Profit	Compliant
Boyup Brook Lions Club	147 Bode St, Boyup Brook	–	–	–	–	–	10am – 2pm	11am – 2pm	Non–Corporate NFP	Compliant
Cash4Cans Collie	2 Marshall St, Collie	8.30am – 4pm	–	8.30am – 4pm	–	8.30am – 4pm	8am – 12pm	–	Non–Corporate For–Profit	Compliant
MR Refund Margaret River	22 Kinsella Street, Joondanna	–	9am – 4pm	9am – 4pm	9am – 4pm	8am – 12pm	8am – 12pm	–	Non–Corporate For–Profit	Compliant
Hastie Waste Refund Point – Manjimup	5 Margerison Street, Manjimup	–	8am – 3pm	–	–	8am – 12pm	8am – 12pm	–	Non–Corporate For–Profit	Compliant
MR Refund Dunsborough	6 Clark Street, Dunsborough	–	9am – 4pm	9am – 4pm	9am – 4pm	8am – 12pm	8am – 12pm	–	Non–Corporate For–Profit	Compliant
Return–It Bunbury	6 Zaknic Place, East Bunbury	8am – 4pm	8am – 4pm	8am – 4pm	8am – 4pm	8am – 4pm	8am – 4pm	8am – 2pm	Corporate For–Profit	Compliant
Return–It Busselton	8 Wright Street, Busselton	8am – 4pm	8am – 4pm	8am – 4pm	8am – 4pm	8am – 4pm	8am – 4pm	8am – 2pm	Corporate For–Profit	Compliant
Cash4Cans Capel	Anglican Car park, Forrest Road, Capel	–	–	–	8am – 12pm	–	8am – 12pm	–	Non–Corporate For–Profit	Compliant
MR Refund Cowaramup	Cowaramup Community Men's Shed, Sunset Drive, Cowaramup	–	–	–	–	–	8.30am – 11.30am	–	Non–Corporate For–Profit	Compliant - Pop Up

\*Note - if no hours shown, site is 24/7

# A10. LIST OF RPO LOCATIONS AND OPEN HOURS (CONTINUED)

SITE NAME	ADDRESS	MON	TUE	WED	THU	FRI	SAT	SUN	SOCIAL ENTERPRISE	COMPLIANCE TO HOURS
Cash 4 Cans Foodbank Bag Drop	Foodbank, 5 Clifford Street, Davenport	–	–	–	–	–	–	–	Non–Corporate For–Profit	Compliant
Cash4Cans Harvey	Harvey Recreation Ground, Young Street, Harvey	–	8am – 12pm	–	–	–	8am – 12pm	–	Non–Corporate For–Profit	Compliant
MR Refund Nannup	Lot 251 Monaghan Street, Nannup	–	–	8am – 11am	–	–	–	–	Non–Corporate For–Profit	Compliant - Pop Up
Stanley Road Waste Management Facility	Lot 45 Stanley Road, Australind	–	–	–	7am – 5pm	8.30am – 4.30pm	8.30am – 4.30pm	8.30am – 4.30pm	Local Government Entity	Compliant
MR Refund Pemberton	Pemberton Transfer Station, Yeargarup	–	–	12pm – 5pm	–	–	12pm – 5pm	12pm – 5pm	Non–Corporate For–Profit	Compliant
Hastie Waste Refund Point – Bridgetown	Recycle Road, Bridgetown	–	–	7.30am – 12pm	7.30am – 12pm	7.30am – 11pm	9am – 4pm	9am – 4pm	Non–Corporate For–Profit	Compliant
Return–It Express Busselton	Rendezvous Road, Vasse	7.30am – 4pm	7.30am – 4pm	7.30am – 4pm	7.30am – 4pm	7.30am – 4pm	7.30am – 4pm	7.30am – 4pm	Corporate For–Profit	Compliant
Avonvalley Cash 4 Containers Exchange Tavern Pingelly	1 Pasture Street, Pingelly	–	–	–	–	–	–	–	Non–Corporate For–Profit	Compliant
Shire of York	13 Maxwell Street, York	–	–	10am – 2pm	–	–	10am – 2pm	–	Local Government Entity	Compliant
Kellerberrin Men's Shed	132 Massingham Street, Kellerberrin	–	–	8.30am – 12.30pm	–	–	8.30am – 12.30pm	–	Non–Corporate NFP	Compliant
All Good Refund Centre	20 Tavistock Street Wagin, Wagin	–	–	–	9am – 1pm	9am – 1pm	9am – 1pm	–	Non–Corporate For–Profit	Compliant
Great Southern Waste Disposal	21 Graham Road, Narrogin	–	–	8am – 12pm	–	–	8am – 12pm	–	Non–Corporate For–Profit	Compliant
Avonvalley Cash 4 Containers Council Road Beverley	22 Council Road, Beverley	–	–	–	–	–	–	–	Non–Corporate For–Profit	Compliant
Toodyay Containers for Change	22 Stirling Terrace, Toodyay	–	8am – 5pm	–	–	1pm – 5pm	8am – 12pm	–	Non–Corporate For–Profit	Compliant
Eco Exchange Recycling Lancelin	23 Walker Ave, Lancelin	–	9am – 3pm	–	–	–	–	9am – 3pm	Non–Corporate For–Profit	Compliant
All Good Refund Centre Kukerin	25 Scadden Street, Kukerin	9am – 4pm	9am – 4pm	9am – 4pm	9am – 4pm	9am – 4pm	9am – 4pm	–	Non–Corporate For–Profit	Compliant
Wheatbelt Cash for Containers – Merredin	3 Benson Rd, Merredin	–	–	12pm – 5pm	12PM – 5pm	12pm – 5pm	9am – 1pm	–	Non–Corporate For–Profit	Compliant
L.A Marshall Dallwallinu	3 Myers Street, Dalwallinu	6am – 6am	6am – 6am	6am – 6am	6am – 6am	6am – 6am	6am – 6am	6am – 6am	Non–Corporate For–Profit	Compliant
Wheatbelt Cash for Containers – Westonia	32 Wolfram Street, Westonia	–	–	–	–	–	–	–	Non–Corporate For–Profit	Compliant
Wyalkatchem Men's Shed Refund Point	36–38 Flint Street, Wyalkatchem	–	8am – 12pm	–	–	–	8am – 12pm	–	Non–Corporate NFP	Compliant
Wheatbelt Cash for Containers – Bruce Rock	40–42 Johnson St, Bruce Rock	–	–	–	–	–	–	–	Non–Corporate For–Profit	Compliant
Wheatbelt Cash for Containers – Southern Cross	46 Achernar Street, Southern Cross	–	–	–	–	–	–	–	Non–Corporate For–Profit	Compliant
Eco Exchange Recycling Jurien Bay	5 Doust St, Jurien Bay	9am – 12pm	9am – 1pm	–	–	–	–	9am – 1pm	Non–Corporate For–Profit	Compliant
Avonvalley Cash 4 Containers Richardson Street Brookton	500/507 Richardson Street, Brookton	–	–	–	–	–	–	–	Non–Corporate For–Profit	Compliant

\*Note - if no hours shown, site is 24/7



# A10. LIST OF RPO LOCATIONS AND OPEN HOURS (CONTINUED)

SITE NAME	ADDRESS	MON	TUE	WED	THU	FRI	SAT	SUN	SOCIAL ENTERPRISE	COMPLIANCE TO HOURS
Avonvalley Cash 4 Containers Northam	51 Old York Road, Northam	–	9am – 5pm	9am – 5pm	9am – 5pm	9am – 4pm	9am – 1pm	–	Non–Corporate For–Profit	Compliant
Avonvalley Cash 4 Containers Cunderdin CRC	57 Main Street, Cunderdin	–	–	–	–	–	–	–	Non–Corporate For–Profit	Compliant
Goomalling Containers for Change	62 Main Street, Goomalling	–	–	–	9am – 5pm	–	8am – 12pm	–	Non–Corporate For–Profit	Compliant
Shire of Corrigin	8 Goyder Street, Corrigin	–	–	1pm – 5pm	–	–	8.30am – 12.30pm	–	Local Government Entity	Compliant
All Good Refund Centre Lake Grace	8 Mason Street, Lake Grace, 6353, Lake Grace	5.30am – 5.30pm	5.30am – 5.30pm	5.30am – 5.30pm	5.30am – 5.30pm	5.30am – 5.30pm	6am – 10am	–	Non–Corporate For–Profit	Compliant
Eco Exchange Recycling Cervantes	Cervantes Football Oval, 2 Aragon St, Cervantes	–	–	–	–	–	–	–	Non–Corporate For–Profit	Compliant
Cash4Cans Darkan	Darkan Mens Shed – Burrowes Street, Darkan	–	–	–	–	–	–	9am – 11.30am	Non–Corporate For–Profit	Compliant - Pop Up
Eco Exchange Recycling Gingin	Granville Civic Centre Weld Street, Gingin	–	–	8am – 12pm	–	–	8am – 12pm	–	Non–Corporate For–Profit	Compliant
Avonvalley Cash 4 Containers IGA X–press Plus Liquor Wundowie	IGA, 46–48 Boronia Avenue, Wundowie	–	–	–	–	–	–	–	Non–Corporate For–Profit	Compliant
L.A Marshall Moora	Lot 1 Airstrip Road, Moora	–	1pm – 5pm	1pm – 5pm	–	1pm – 5pm	8am – 5pm	8am – 5pm	Non–Corporate For–Profit	Compliant
Wheatbelt Cash for Containers– Mukinbudin	Lot 144 Bent Street, Mukinbudin	–	–	–	–	–	–	–	Non–Corporate For–Profit	Compliant
Shire of Chittering	Lot 300, 536 Wandena Road, Lower Chittering	–	10am – 3pm	–	10am – 3pm	–	–	10am – 3pm	Local Government Entity	Compliant
Shire of Quairading	Lot 333 Reserve No 16735 Quairading– Cunderdin Road, Quairading	8am – 5pm	–	–	–	8am – 5pm	8am – 1pm	8am – 1pm	Local Government Entity	Compliant
Newdegate Container Exchange	Machinery Field Days Site, Waddell Street, Newdegate	–	10am – 3.30pm	–	–	–	–	–	Non–Corporate NFP	Compliant
Lake King Container Exchange	Nutrien Lake King – 8 Sugg Rd, Lake King	8am – 5pm	8am – 5pm	8am – 5pm	8am – 5pm	8am – 5pm	8am – 12pm	–	Non–Corporate NFP	Compliant
Avonvalley Cash 4 Containers Tammin	Tammin Refuse Site Cnr of Hunt and Goldfields Road, Tammin	–	–	–	9am – 1pm	–	9am – 1pm	–	Non–Corporate For–Profit	Compliant
L.A Marshall Wongan Hills	Waste Management Facility located on Hospital Road (Wongan Hills–Koorda Road), Wongan Hills	–	–	–	8.30am – 4.30pm	8.30am – 4.30pm	8.30am – 4.30pm	8.30am – 4.30pm	Non–Corporate For–Profit	Compliant
Eco Exchange Recycling Gabbadah	Woodridge Markets, 13 King Drive, Woodridge	–	–	–	–	–	–	–	Non–Corporate For–Profit	Compliant
Good Sammy – Bag Drop Recycling Centre	238 Balcatta Road, Balcatta	7.30am – 5pm	4pm – 7.30am	7.30am – 4pm	7.30am – 4pm	7.30am – 4pm	7.30am – 4pm	8am – 4pm	Corporate NFP	Compliant
Good Sammy Recycling – Tamala Park	1700 Marmion Avenue, Tamala Park WA 6030, Tamala Park	8am – 4.45pm	4.45pm – 8am	8am – 4.45pm	8am – 4.45pm	8am – 4.45pm	8am – 4.45pm	8am – 4.45pm	Corporate NFP	Compliant
Recycle Moore – New Norcia	11289 Great Northern Hwy, New Norcia	–	–	–	–	–	–	–	Non–Corporate For–Profit	Compliant

\*Note - if no hours shown, site is 24/7

# A11. COLLECTED CONTAINER DESTINATIONS

Destination (overseas, interstate, local) of collected or returned containers for each material type for the reporting period in metric tonnes.

	ALUMINIUM	GLASS - AMBER	GLASS - FLINT	GLASS - GREEN	GLASS - MIXED	HDPE	LIQUID PAPER BOARD	PET - CLEAR	PET - COLOUR	STEEL	TOTAL
AUSTRALIA	310	4,383	9,852	27,400	177	205	359	3,179	262	44	46,170
NSW	-	-	-	-	-	-	-	1,919	-	-	1,919
QLD	-	-	-	-	-	-	359	-	-	-	359
SA	-	4,383	9,852	27,340	-	-	-	-	-	-	41,575
VIC	-	-	-	-	-	-	-	1,260	-	-	1,260
WA	310	-	-	59	177	205	-	-	262	44	1,057
MALAYSIA	257	-	-	-	-	-	-	-	-	-	257
NETHERLANDS	454	-	-	-	-	-	-	-	-	-	454
SOUTH KOREA	2,531	-	-	-	-	-	-	-	-	-	2,531
SPAIN	-	-	-	-	-	-	-	40	-	-	40
THAILAND	1,155	-	-	-	-	-	-	-	-	-	1,155
TOTAL	4,706	4,383	9,852	27,400	177	205	359	3,219	262	44	50,606

# A12. CDS SERVICES OPERATED BY SOCIAL ENTERPRISES

The number of CDS services that are operated (or jointly operated) by social enterprises, including a breakdown by region, in force at the end of the reporting period, and new operations commencing and operations terminated during the reporting period.

	NUMBER OF SITES
PERTH METRO AREA	39
KIMBERLEY	12
GREAT SOUTHERN	9
PEEL	9
PILBARA	5
GASCOYNE	4
WHEATBELT	4
GOLDFIELDS - ESPERANCE	3
MID WEST	3
SOUTH WEST	3
<b>TOTAL</b>	<b>91</b>

CDS services operated (or jointly operated) by social enterprises by region.

	NUMBER OF SITES
NEW SOCIAL ENTERPRISE	7
WITHDRAWN SOCIAL ENTERPRISE	13

# A13. TOTAL PAYMENTS TO SOCIAL ENTERPRISES

Total aggregated payments to social enterprises for CDS services, including a breakdown by region for the reporting period.

	CONTAINERS RETURNED	AMOUNTS PAID
GASCOYNE	7,384,866	\$495,525
GOLDFIELDS – ESPERANCE	1,754,206	\$117,707
GREAT SOUTHERN	9,322,830	\$625,562
KIMBERLEY	16,388,559	\$1,099,672
MID WEST	2,354,958	\$158,018
PEEL	12,910,460	\$866,292
PERTH METRO AREA	130,355,788	\$8,746,873
PILBARA	13,402,470	\$899,306
SOUTH WEST	4,085,425	\$274,132
WHEATBELT	1,801,601	\$120,887
<b>TOTAL</b>	<b>199,761,163</b>	<b>\$13,403,974</b>

# A14. SCHEME ACCOUNTS REGISTERED TO SOCIAL ENTERPRISES

The number of customer scheme accounts that are registered to social enterprises. Total aggregated payments to social enterprises through customer scheme accounts for the reporting period.

	SCHEME ACCOUNTS	COLLECTION QUANTITY	PAYMENT AMOUNT
COMMUNITY GROUPS	2,300	16,136,822	\$1,613,682
CHARITY	1,097	13,466,176	\$1,346,618
SCHOOL	608	3,131,245	\$313,125
TOTAL	4,005	32,734,243	\$3,273,424

# A15. TOTAL NUMBER OF CDS EMPLOYEES/VOLUNTEERS

An estimate of the total number of direct paid and unpaid (volunteer) employees involved with CDS services, including a breakdown by region, at the end of the reporting period.

An estimate of the total number of direct employment positions occupied by people with disabilities and people unemployed for 52 weeks or longer, including a breakdown by region, at the end of the reporting period.

	GASCOYNE	GOLDFIELDS – ESPERANCE	GREAT SOUTHERN	KIMBERLEY	MIDWEST	PERTH / PEEL	PILBARA	SOUTHWEST	WHEATBELT	GRAND TOTAL
<b>TOTAL EMPLOYEES</b>	10	9	48	38	8	531	43	70	56	813
Total employees – Male	9	6	34	34	4	335	26	54	41	543
Total employees – Female	1	3	14	4	4	196	17	16	15	270
Total employees – Non-binary	0	0	0	0	0	0	0	0	0	0
How many of these employees would prefer not to disclose their gender?	0	0	0	0	0	0	0	0	0	0
Employees experiencing vulnerability or disadvantage (disabilities/long term unemployed)	20	0	10	56	1	174	25	10	20	316
Employees identify as Aboriginal and Torres Strait Islander	6	6	1	34	0	15	8	1	3	74
<b>APPRENTICES OR TRAINEES</b>	0	5	1	4	2	7	7	0	7	33
Male	0	2	0	3	1	5	4	0	6	21
Female	0	3	1	1	1	2	3	0	0	11
Non-binary	0	0	0	0	0	0	0	0	0	0
How many of these apprentices/trainees would prefer not to disclose their gender?	0	0	0	0	0	0	0	0	0	0
Apprentices/trainees identify as Aboriginal and Torres Strait Islander	0	2	0	4	0	4	4	0	0	14
Volunteers	6	21	19	0	10	12	10	26	35	139

# A17. NUMBER OF FALSE CLAIMS REFERRED TO THE DEPARTMENT

The number of false claims referred to the department responsible for administering Part 5A of the Waste Avoidance and Resource Recovery Act 2007 (the Act) for enforcement action during the reporting period: **Nil**

# A18. PUBLIC EDUCATION AND AWARENESS

The amount of funds spent by the Coordinator on public education and awareness during the reporting period; a summary of actions taken to promote the CDS and refund point locations during the reporting period; and results of surveys undertaken on the level of public awareness about the CDS.

The total amount spent on advertising during the period 1 July 2022 to 30 June 2023 was \$3.7m.

The total amount spent on marketing activity (excluding advertising and including business development) during the period 1 July 2022 to 30 June 2023 was \$3.06m.

The marketing campaign Don't Feed the Fill launched in October 2021 and continues to successfully position C4C in the mind of WA consumers as being a positive motivator in saving containers from landfill, as demonstrated in redemption rates and through consumer research.

FY22 saw a continued focus on driving awareness through 'always on' advertising and addressing the barriers of access and convenience. Don't Feed the Fill and the tactical campaign 'Know your Local' continued to be a focus across linear TV, digital video, radio, outdoor, press, digital and social. December saw the extension of 'empties day' to include a statewide bag giveaway across 100+ Coles stores, followed by BCF at Easter. These brand and tactical campaigns drove awareness, intention, and traffic to the Containers for Change website and refund points. The success rate continues to be measured across a number of key metrics; redemption rates, prompted awareness, likelihood to use and advertising recall. In February 2023, Faster Horses consulting conducted an independent online qualitative research survey. The results continue to show a positive result for the third year goals.



# A18. PUBLIC EDUCATION AND AWARENESS (CONTINUED)

## KEY RESULTS FEBRUARY 2023:

- Containers for Change continues to significantly lead in top-of-mind awareness of recycling programs across Perth.
- Prompted awareness is 78%, Containers for Change awareness remains on par with the previous dips showing consistency as a market leader.
- Total spontaneous awareness is 57% among metro and regional residents and has steadily increased since October 2022. The recycling program has been continually able to outperform other programs by a substantial margin. Consistent with October 2022, Containers for Change continues to retain positive opinion ratings across both Perth metro and regional WA. It is the leading programme for positive opinion at 87%. Usage behaviour is at 75% in Perth metro and has continued in an upward, positive trajectory. Usage sits at 81% regionally. Likelihood to use in future remains very high and remains true for both Perth metro and regional users at 82% respectively. It reinforces the positivity of the experience and is a strong reinforcement of brand perception. Motivation to save recyclables from landfill is the number one motivator – 90% metro and 92% regionally. Protection of the environment (90%) is the most compelling factor for people to return to Containers for Change. This was supported by impact on the environment - 77% of people state the campaign drove them to take action. 96% of those surveyed say protection of the environment was the most compelling factor for people to return containers with Containers for Change. The 10¢ refund was second most compelling. This was supported by spontaneous mentions of people knowing and feeling like they are making a difference to the environment, by recycling and saving the planet through Containers for Change. All environmentally focused attributes continue to perform very well. Trust in Containers for Change is very high at 82% – 85%.
- Containers for Change has strong adoption levels and gained 4% since tracking in October 2022. By comparison 64% of people say they use Containers for Change in the home vs 81% yellow bin. This is a significant adoption level considering the length of time yellow bin has been available for household use. 81% surveyed will use any bin when out and about. The barrier to those containers for Containers for Change is ability not prompt or motivation because usage is at its highest ever 75% and intention to use is 81%.

# A24(A). NOTIFIABLE INCIDENTS

DATE OF INCIDENT	10.4.23	22.8.22	23.10.22
WHY IS IT NOTIFIABLE	Injury or illness that a medical practitioner considers likely to prevent the person from being able to do their normal work for at least 10 days.	Injury or illness that a medical practitioner considers likely to prevent the person from being able to do their normal work for at least 10 days.	Injury or illness that a medical practitioner considers likely to prevent the person from being able to do their normal work for at least 10 days.
SITE DETAILS	West Bin Malaga	Exchange Depot Bayswater	TOMRA Joondalup
DATE WARRRL ADVISED	3.5.23	24.8.22	25.10.22
DETAILS	Worker entering truck and right foot slipped on glass and fell backwards onto floor as they fell they put their hands behind themselves to stop fall resulting in broken left wrist.	Worker was walking down the stairs with a cds tub to clean it out. They thought they were at the bottom of the stairs but missed the last step and landed on their left foot. CDS plastic storage containers dont drain water correctly. Staff have to remove and walk tubs to another location to empty contents. must carry tubs with two hand in which blocks view when walking.	Operator was traveling from Joondalup to Banksia Grove RVC when he lost control of his motorcycle. The weather was the major contributing factor. As a result the operator has a fracture to his thumb.
DATE WORKSAFE NOTIFIED	15.05.23	24.10.22	25.10.22
COMMENT IF THERE WAS A DELAY	West Tip were unaware this constituted a notifiable incident.	RPO was unaware this constituted a notifiable incident.	n/a
EVIDENCE SIGHTED BY WARRRL	Worksafe reference - 230515140114912 SWMS reviewed and toolbox talk being conducted.	26.10.22 Email confirming Worksafe notification and contact with Worksafe on 25.10.22. RPO also provided toolbox talk evidence and advised CDS cannot change the tubs.	31.10.22 - Email from RPO advising that the incident had been reported to Worksafe - reference number 2022/00/2453

# A24(B). CONTRAVENTION OF LEGISLATION AND REPORTABLE INCIDENTS

WORK SAFE NOTICE NO.	IN RELATION TO	SITE	DATE ISSUED	CORRECTIVE ACTION VERIFIED BY WARRRL	DWER NOTIFIED (AS PER INTERIM MEASURE)
190022523	Safe system of work – ensure workers wear hearing protection	Carolyn Anne Brown – Avon Valley Containers 4 Change	15.2.23	Yes	Yes
90019008	Conveyor belt systems – glass processing plant	WA Glass Bassendean (Processor)	1.3.22	Yes	Yes
90019016	Emergency stops and/or lanyards for conveyors	WA Glass Bassendean (Processor)	1.3.22	Yes	Yes
90020313	Proper use and wearing of PPE by workers	Good Samaritan Industries – Canning Vale	11.8.22	Yes	Yes
90020315	Forklift tyre worn and damaged	Good Samaritan Industries – Canning Vale	11.8.22	Yes	Yes
90020296	PET clear compactor – isolation, lockout and tagout	TOMRA Collection – Myaree	10.8.22	Yes	Yes
90020297	Duty to provide first aid	TOMRA Collection – Myaree	10.8.22	Yes	Yes

## A24(B). CONTRAVENTION OF LEGISLATION AND REPORTABLE INCIDENTS (CONTINUED)

NOTICE OR REFERENCE NO.	IN RELATION TO	SITE	ACTIONS TAKEN	CORRECTIVE ACTIONS VERIFIED (BY/WHEN)	DWER NOTIFIED (AS PER INTERIM MEASURE)
L9241/2020/1 DER2020/000149	Non-compliance to Environmental Licence Conditions	WA Glass Bassendean (Processor)	<ul style="list-style-type: none"> <li>• Following dust complaints, the Department of Water and Environmental Regulation (DWER) undertook a site inspection at Waglass on 30 November 2022.</li> <li>• This inspection identified non compliances with Environmental Licence L9241, the most significant being visible dust observed leaving the boundary in contravention of Condition 8.</li> <li>• Waglass were required to undertake a number of corrective actions involving installation of equipment to reduce dust emissions.</li> </ul>	DWER March 2023	DWER 20 October 2022

## A26. PERFORMANCE BREACHES OR NON-COMPLIANCES

To the extent allowable by law, details of any breaches or non-compliances by any person of the Act or Regulations that has been confirmed by the relevant authority, including but not limited to:

- a. The reasons for any failure of the Coordinator to meet a performance target during the reporting period
- b. The reasons for any failure of the Coordinator to comply with the minimum network standards during the reporting period, and how these breaches or non-compliances were or are being rectified.
  - » On the 18 April 2023, WARRRL issued an appropriate notice to the State relating to the Scheme Coordinator Deed – performance targets pursuant to clause 6 with respect to failure to meet an interim container recovery target of 70% for 2022-23. This notice was responded to by the Director General on the 3 May 2023.
  - » On the 1 June 2023, WARRRL further issued an appropriate notice to the State relating to the Scheme Coordinator Deed – performance targets pursuant to clause 6 with respect to WARRRL identifying that it is unlikely to meet the nominated container recovery target of 85% for 2023-24. This notice was responded to by the Acting Director General on the 3 July 2023.



## **WA RETURN RECYCLE RENEW LIMITED**

1 Centro Avenue, Subiaco WA 6008 | E: [info@warrrl.com.au](mailto:info@warrrl.com.au) | T: 13 42 42