



# Drop & Go Systems Training

---

## WA Containers for Change app payment verification

**This training will cover the set-up and use of the WA Containers for Change app to verify collections at the Drop & Go location. Verifying collections using the app is a contractual requirement and enables WARRRL with calculating the Service Fee payable to Operators.**

*This forms part of the training for the C4C member app, the C4C Driver app, and the Service Provider Portal (SPP).*

WARRRL Refund Point Development | 3 April 2024



## Set-up

---

Set-up only needs to be completed once on each device used.

1. Install the WA Container for Change app to each driver's mobile device. Download the app from the Apple or Google Play app store.




2. Ensure the driver has the 6-digit driver pin. This pin is unique to each operator. The pin will be supplied by WARRRL. When the driver logs in they will see all Drop & Go Refund Points serviced by the operator.
3. Drivers to log in using details linked to a member number. If drivers do not have a member number they can create an account.


## How to verify a collection in the WA Containers for Change App

The following steps must be performed by the driver at each Drop & Go refund point when performing their collection.

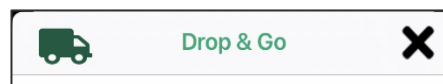
1. Open special access in app by double tapping blank space above home tab



2. Login using 0110



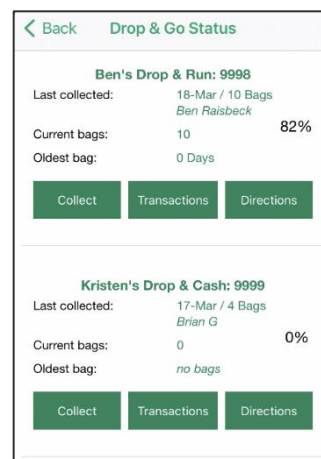
3. Select the truck icon in the top right hand corner of the screen.



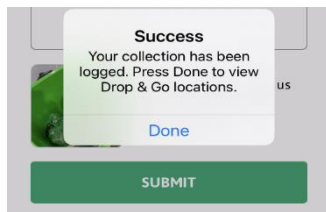
4. Enter 6 digit pin provided by WARRRL.



5. Find the Drop & Go site from the list of sites and select **Collect**.



6. Enter an estimate of the number of bags collected and any relevant comments.
7. Take a photo of the bags that have been collected.
8. Select **Submit** to finish.




Ben's Drop & Run

Driver Name:

Number of Bags:

Comments:

 A clear photo helps us identify the bag(s) you collect.