



# Drop & Go

## Mandatory Signage matrix

CURRENT AS OF 21 NOV 2024

## DROP & GO – MANDATORY SIGNAGE

**The below checklist depicts the mandatory signage for Drop & Go refund points.**

Please refer to the following pages for examples of signage elements and placement, based on the standard infrastructure measurements.

Operators must make best endeavours to ensure all mandatory signage is placed on infrastructure as close to the prescribed layout as possible. Operators are encouraged to liaise directly with signage suppliers to ensure all artwork is suitably sized for the chosen infrastructure.

✓	SIGNAGE NAME	TYPE
	Containers for Change Logo	laser cut decal
	Authorised Refund Point	laser cut decal
	Drop & Go text	laser cut decal
	Return your 10¢ containers here	laser cut decal
	Member Number	SAV sticker
	Drop Instructions	SAV sticker
	"Check for the 10¢ mark" graphic	SAV sticker

### PLEASE NOTE THE BELOW ITEMS REQUIRE MANUAL DATA INPUT

	Danger sticker – <i>Refund Point operator's phone number required. 1x sticker per chute opening.</i>	SAV decal – custom template
	Track Your Return sticker – <i>This label will be provided by WARRRL following the allocation of the unique 4-digit number.</i>	SAV decal – custom template
	Contact details – <i>Refund Point operator's logo and contact details required.</i>	SAV decal – custom template



## SIGNAGE PLACEMENT

Prescribed layouts for signage placement have been developed to keep the Drop & Go customer experience as consistent as possible.

The prescribed layouts reflect each of the Standard Infrastructure. If non-standard infrastructure is approved for use, operators must make best endeavours to ensure all mandatory signage is placed on infrastructure as close to the prescribed layout as possible. Common sense should be used with applying signage.

## SIGNAGE PRINTING AND FINISH

Infrastructure is to be painted with Taubmans Clover Hilltop (T15 163.7). This is the closest match to Containers for Change primary green (PMS 339).

Mandatory signage and instruction must be placed on flat surfaces. Paneling is required on faces where signage will be applied, do not sticker directly onto corrugated surfaces.

### Print finishes:

- Self-adhesive labels (SAV) printed on waterproof Hi Tac vinyl, suitable for flat and smooth surfaces. Recommended stock: **Arlon DPF 4550 GTX vinyl with matching gloss overlaminate**
- Aluminum Composite Panels (ACM) with UV laminate, suitable for corrugated recessed faces.

**PLEASE NOTE:** Artwork dimensions are based on **standard infrastructure specifications**. Operators are to liaise directly with signage suppliers to ensure all artwork is suitably sized for the chosen infrastructure.

**DOWNLOAD  
ARTWORK  
HERE**

## FRONT VIEW

## SIDES VIEW



	SKU	QTY	SIGNAGE NAME	TYPE	DIMENSIONS (W X H)
1	C4C161	1	Containers for Change Logo	laser cut decal	450mm x 100mm
2	C4C162	2	Logo + Authorised Refund Point	laser cut decal	650mm x 200mm
3	C4C163	1	Drop & Go text	laser cut decal	760mm x 120mm
4	C4C164	1	Return your 10c containers here	laser cut decal	720mm x 130mm
5	C4C165	1	Member Number	SAV sticker	480mm x 500mm
6	C4C167	2	Drop Instructions	SAV sticker	934mm x 540mm
7	C4C168	2	"Check for the 10c mark" graphic	SAV sticker	934mm x 743mm
<b>PLEASE NOTE THE BELOW ITEMS REQUIRE MANUAL DATA INPUT</b>					
8	C4C151	1	Danger sticker	SAV sticker - custom template	300mm x 240mm
9	C4C166	1	Track Your Return	SAV sticker - custom template	480mm x 500mm
10	C4C196	1	Contact details	SAV sticker - custom template	840mm x 100mm



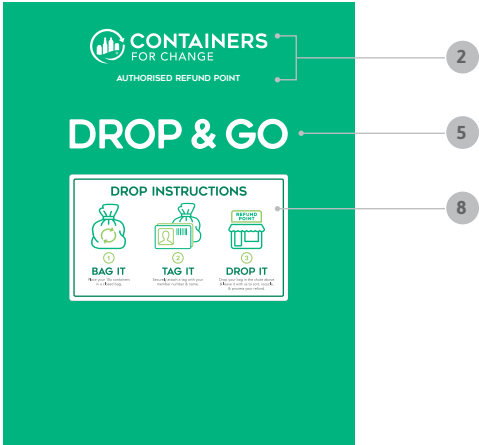
**PLEASE NOTE:** Artwork dimensions are based on **standard infrastructure specifications**. Operators are to liaise directly with signage suppliers to ensure all artwork is suitably sized for the chosen infrastructure.

**DOWNLOAD  
ARTWORK  
HERE**

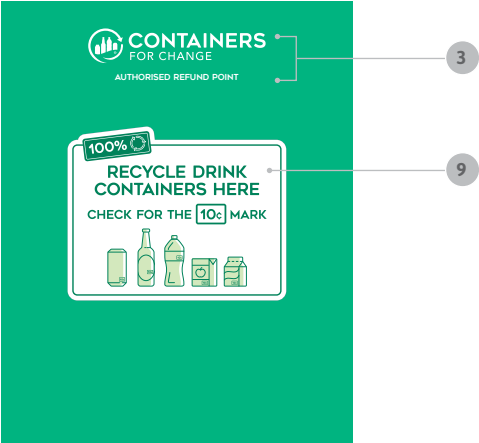
FRONT VIEW



SIDES VIEW



BACK VIEW



	SKU	QTY	SIGNAGE NAME	TYPE	DIMENSIONS (W X H)
1	C4C170	1	Containers for Change Logo	laser cut decal	860mm x 165mm
2	C4C171	1	Logo + Authorised Refund Point - Side	laser cut decal	758mm x 230mm
3	C4C172	1	Logo + Authorised Refund Point - Back	laser cut decal	860mm x 253mm
4	C4C173	1	Drop & Go text - Front	laser cut decal	932mm x 130mm
5	C4C174	1	Drop & Go text - Back	laser cut decal	860mm x 120mm
6	C4C175	1	Return your 10c containers here	laser cut decal	1,285mm x 65mm
7	C4C176	1	Member Number	SAV sticker	550mm x 400mm
8	C4C177	2	Drop Instructions	SAV sticker	934mm x 540mm
9	C4C178	1	"Check for the 10c mark" graphic	SAV sticker	934mm x 743mm

**PLEASE NOTE THE BELOW ITEMS REQUIRE MANUAL DATA INPUT**

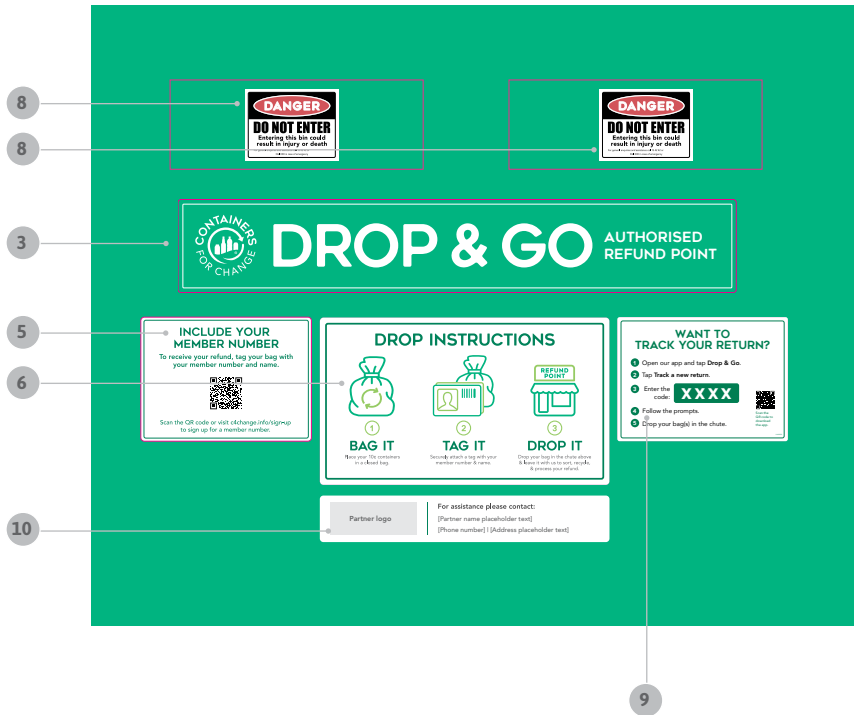
10	C4C151	1	Danger sticker	SAV sticker - custom template	300mm x 240mm
11	C4C203	1	Track Your Return	SAV sticker - custom template	550mm x 400mm
12	C4C196	1	Contact details	SAV sticker - custom template	840mm x 100mm

# SIGNAGE PLACEMENT | 8FT SHIPPING CONTAINER

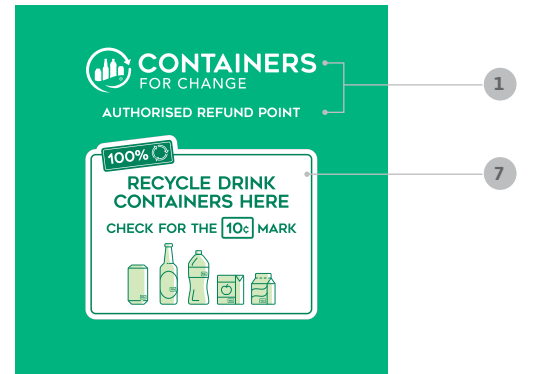
**PLEASE NOTE:** Artwork dimensions are based on **standard infrastructure specifications**. Operators are to liaise directly with signage suppliers to ensure all artwork is suitably sized for the chosen infrastructure.

**DOWNLOAD  
ARTWORK  
HERE**

## FRONT VIEW



## SIDES VIEW



## BACK VIEW



	SKU	QTY	SIGNAGE NAME	TYPE	DIMENSIONS (W X H)
1	C4C181	1	Logo + Authorised Refund Point – Side	laser cut decal	1,245mm x 380mm
2	C4C182	1	Logo + Authorised Refund Point – Back	laser cut decal	1,555mm x 475mm
3	C4C180	1	Logo + Drop & Go text – Front	SAV sticker	1,800mm x 300mm
4	C4C183	1	Drop & Go text – Back	laser cut decal	1,555mm x 220mm
5	C4C184	1	Member Number	SAV sticker	550mm x 400mm
6	C4C186	1	Drop Instructions	SAV sticker	934mm x 540mm
7	C4C187	1	“Check for the 10c mark” graphic	SAV sticker	1,245mm x 990mm

### PLEASE NOTE THE BELOW ITEMS REQUIRE MANUAL DATA INPUT

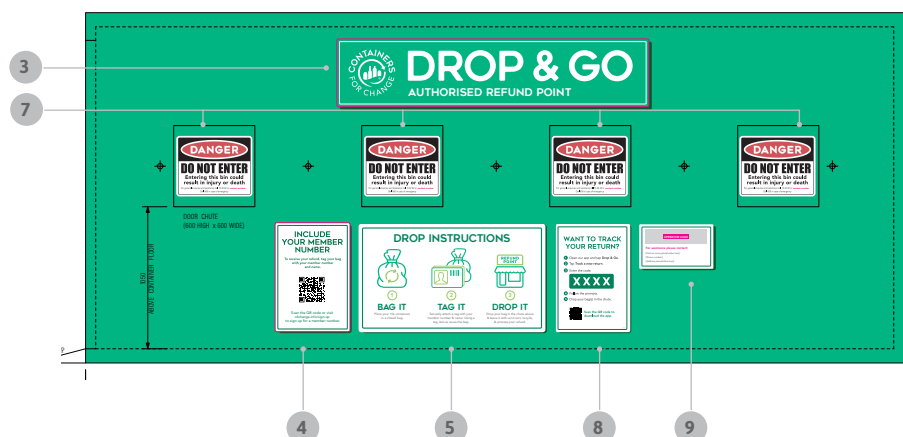
8	C4C151	2	Danger sticker	SAV sticker – custom template	300mm x 240mm
9	C4C203	1	Track Your Return	SAV sticker – custom template	550mm x 400mm
10	C4C198	1	Contact details	SAV sticker – custom template	934mm x 150mm

# SIGNAGE PLACEMENT | 20FT SHIPPING CONTAINER

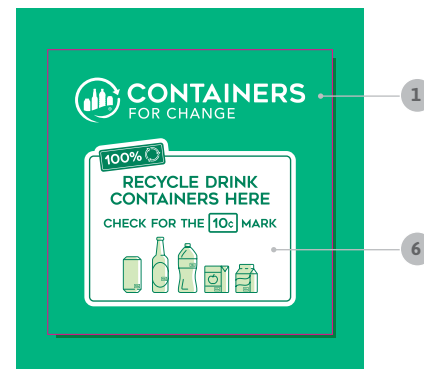
**PLEASE NOTE:** Artwork dimensions are based on **standard infrastructure specifications**. Operators are to liaise directly with signage suppliers to ensure all artwork is suitably sized for the chosen infrastructure.

**DOWNLOAD  
ARTWORK  
HERE**

**FRONT VIEW**



**SIDE VIEW**



**BACK VIEW**



	SKU	QTY	SIGNAGE NAME	TYPE	DIMENSIONS (W X H)
1	C4C204	1	Containers for Change Logo – Side	laser cut decal	1,380mm x 270mm
2	C4C190	1	Logo + Authorised Refund Point – Back	laser cut decal	4,000mm x 1,520mm
3	C4C191	1	Logo + Drop & Go text	SAV sticker on ACM panel	2,300mm x 500mm
4	C4C192	1	Member Number	SAV sticker on ACM panel	550mm x 800mm
5	C4C193	1	Drop Instructions	SAV sticker on ACM panel	1,380mm x 800mm
6	C4C205	1	“Check for the 10c mark” graphic	SAV sticker on ACM panel	1,390mm x 1,100mm

**PLEASE NOTE THE BELOW ITEMS REQUIRE MANUAL DATA INPUT**

7	C4C013	4	Danger sticker	SAV sticker – custom template	480mm x 370mm
8	C4C206	1	Track Your Return	SAV sticker – custom template	550mm x 800mm
9	C4C199	1	Contact details	SAV sticker – custom template	550mm x 330mm



All bespoke artwork must be sent to  
**[marketing@warrri.com.au](mailto:marketing@warrri.com.au)** for approval.