



WARRRL ANNUAL REPORT

2023 - 2024

We acknowledge the Traditional Custodians of the land upon which we live and work, and pay our respects to their Elders past, present and emerging.

We recognise the practice of intergenerational care for Country and its relevance to our work.

We seek to listen, learn, and build strong partnerships.

We aim to provide genuine opportunities for Aboriginal and Torres Strait Islander peoples in Western Australia through the container deposit scheme, Containers for Change.

CONTENTS

Welcome to the Annual Report.....	4
Our values	5
A1. Audited annual financial statements	6
A3. Number of agreements by agreement type.....	28
A4. Amounts charged to first responsible suppliers.....	29
A6. Total numbers of containers sold	30
A7. Refund point annual volumes by material type and region.....	31
A7. MRF annual volumes by material type.....	32
A8. Total weight of material types processed by RPOs	33
A8. Total weight of material types processed by MRFs	34
A8. Total weight of material types processed by RPOs & MRFs.....	35
A9. Western Australia average recovery rate	36
A9. Western Australia redemption by material type	38
A10. Number and type of each refund point	40
A10. Access principles	41
A10. List of RPO locations and open hours.....	42
A10. Number and type of each refund point	54
A11. Collected container destinations.....	55
A12. CDS services operated by social enterprises.....	56
A13. Total payments to social enterprises	57
A14. Scheme accounts registered to social enterprises.....	58
A15. Total number of CDS employees/volunteers.....	59
A17. Number of false claims referred to the department.....	60
A18. Public education and awareness.....	61
A24. Worksafe notices	62
A26. Performance breaches or non-compliances	64

WELCOME TO THE ANNUAL REPORT

WARRRL is proud to present our annual report for the financial year 1 July 2023 to 30 June 2024.

In accordance with the reporting requirements as outlined by the Reporting Code: Reporting Requirements for the Coordinator (Department of Water and Environmental Regulation) (Reporting Code), the annual report for the period July 2023 to June 2024 is presented here.

A handwritten signature in black ink, appearing to read 'Tim Cusack', is displayed on a light gray background.

Tim Cusack

Chief Executive Officer
WA Return Recycle Renew
30 August 2024

OUR VALUES




CUSTOMERS & COMMUNITY

We work closely with our customers and the community to safely deliver accessible services and opportunities.



INTEGRITY

Courage, honesty and resilience underpin our culture, relationships, behaviour and decision-making.



OWNERSHIP & ACCOUNTABILITY

We take responsibility for our actions so we can deliver on our goals.



ENVIRONMENT & SUSTAINABILITY

We protect and enhance WA's environment by delivering a sustainable, world-class Scheme.



RESPECT

The core of our relationships – we value our people and stakeholders and treat them with professionalism and respect.

A1. AUDITED ANNUAL FINANCIAL STATEMENTS

**FOR YEAR ENDED 30 JUNE 2024
WA RETURN RECYCLE RENEW LIMITED
ABN 43 629 983 615**

WA Return Recycle Renew Ltd
Directors' report
30 June 2024

The Directors present their report, together with the financial statements, on the Company for the year ended 30 June 2024.

Directors

The following persons were Directors of the Company during the whole of the financial year and up to the date of this report, unless otherwise stated:

Directors

Sheila Margaret McHale AM
Belinda Ann Moharich
Nicholas Gan
Rebecca Prince-Ruiz
Stephen Drake-Brockman
Reece William Wheaden
Edward William Dowse
Ashley Briggs Chaleyer
Rebecca Emily Loch

Appointed

30 May 2019
23 June 2019
23 June 2019
30 May 2019
23 June 2019
25 May 2020
16 December 2020
18 May 2022
1 July 2023

The Members may nominate an Alternate Director from time to time, in accordance with the Company's constitution.

Alternate Directors

Jeffrey Maguire

Alternate Director (Coca-Cola Europacific Partners (Australia) Pty Ltd

Danny Connolly
Philippa Perkins

Alternate Director for Rebecca Loch (Lion Pty Ltd)
Alternate Director for Edward Dowse (Lion Pty Ltd)

Principal activities

The principal activity of the Company during the financial period is the coordinating of the Western Australia Container Deposit Scheme which commenced on 1 October 2020.

Objectives and performance

The Company was established to act as the Scheme Coordinator responsible to administer the Western Australia Container Deposit Scheme, which commenced on 1 October 2020. The Company was appointed as the Scheme Coordinator on 15 July 2019. The Company is a not-for-profit entity registered with the Australian Charities and Not-for-profits Commission (ACNC).

The Company's vision for the Scheme is aligned with the objectives of the State as set out in the *Waste Avoidance and Resource Recovery Amendment Act 2019*. The core objectives are:

- increasing the recovery and recycling of empty beverage containers;
- reducing the number of empty beverage containers that are disposed of as litter or to landfill;
- ensuring that first responsible suppliers of beverage products take product stewardship responsibility in relation to their beverage products;
- providing opportunities for social enterprise, and benefits for community organisations, through participation in the container deposit scheme;
- creating opportunities for employment;
- complementing existing collection and recycling activities for recyclable waste; and
- ensuring robust and transparent governance arrangements to ensure confidence in the Scheme for all stakeholders concerned.

The Company's values:

- Respect for community;
- Inclusiveness and diversity;
- Transparency and integrity;
- Partnership and innovation;
- Accountability; and
- Sustainability.

The Company's performance is reviewed regularly by the Board against its Strategic Plan and budget.

WA Return Recycle Renew Ltd
Directors' report
30 June 2024

Review of operations

The surplus for the Company amounted to \$8,612,777 (30 June 2023: \$1,260,140).

Meetings of Directors

There were 13 meetings of Directors held during the year ended 30 June 2024.

Contributions on winding up

In the event of the Company being wound up, ordinary members are required to contribute a maximum of \$10 each. Honorary members are not required to contribute.

The total amount that members of the Company are liable to contribute if the Company is wound up is \$20, based on 2 current ordinary members.

Auditor's independence declaration

A copy of the auditor's independence declaration as required under section 307C of the *Corporations Act 2001* is set out immediately after this Directors' report.

This report is made in accordance with a resolution of Directors, pursuant to section 298(2)(a) of the *Corporations Act 2001*.

On behalf of the Directors



Sheila Margaret McHale AM
Director

27 August 2024



Grant Thornton Audit Pty Ltd

Level 43 Central Park
152-158 St Georges Terrace
Perth WA 6000
PO Box 7757
Cloisters Square
Perth WA 6850
T +61 8 9480 2000

Auditor's Independence Declaration

To the Directors of WA Return Recycle Renew Ltd

In accordance with the requirements of section 60-40 of the Australian Charities and Not-for-profits Commission Act 2012, as lead auditor for the audit of WA Return Recycle Renew for the year ended 30 June 2024, I declare that, to the best of my knowledge and belief, there have been no contraventions of any applicable code of professional conduct in relation to the audit.

Grant Thornton

GRANT THORNTON AUDIT PTY LTD
Chartered Accountants

A handwritten signature in black ink, appearing to read "JCR", written over a light blue horizontal line.

J C Rubelli
Partner - Audit & Assurance
Perth, 27 August 2024

WA Return Recycle Renew Ltd
Contents
30 June 2024

Statement of profit or loss and other comprehensive income	5
Statement of financial position	6
Statement of changes in equity	7
Statement of cash flows	8
Notes to the financial statements	9
Directors' declaration	21
Independent auditor's report to the members of WA Return Recycle Renew Ltd	22

General information

The financial statements cover WA Return Recycle Renew Ltd as an individual entity. The financial statements are presented in Australian dollars, which is WA Return Recycle Renew Ltd's functional and presentation currency.

WA Return Recycle Renew Ltd is a not-for-profit unlisted public company limited by guarantee, incorporated and domiciled in Australia. Its registered office and principal place of business is:

Unit 2 & 3, 1 Centro Ave,
Subiaco, WA 6008.

A description of the nature of the Company's operations and its principal activities are included in the Directors' report, which is not part of the financial statements.

The financial statements were authorised for issue, in accordance with a resolution of Directors, on 27 August 2024. The Directors have the power to amend and reissue the financial statements.

WA Return Recycle Renew Ltd
Statement of profit or loss and other comprehensive income
For the year ended 30 June 2024

	Note	2024 \$	2023 \$
Revenue			
Revenue and other income	3	211,111,029	188,317,231
Expenses			
Professional services		(2,481,620)	(1,834,056)
Employee benefits expense		(7,784,287)	(6,838,605)
Container refund expenses		(78,001,286)	(71,324,599)
Container handling expenses		(60,504,086)	(52,813,365)
Logistics expenses		(8,568,869)	(8,283,639)
Container processing expenses		(12,337,320)	(13,191,213)
Container export rebates		(47,002)	(39,763)
Material recovery facility expenses		(13,203,928)	(12,989,331)
Other expenses		(3,756,742)	(2,300,764)
Finance costs	4	(847,332)	(831,613)
Marketing and communication expenses		(6,093,365)	(6,811,039)
Administration support service fees		(8,872,415)	(9,799,104)
Surplus for the year attributable to the members of WA Return Recycle Renew Ltd		8,612,777	1,260,140
Other comprehensive income for the year		-	-
Total comprehensive income for the year attributable to the members of WA Return Recycle Renew Ltd		8,612,777	1,260,140

The above statement of profit or loss and other comprehensive income should be read in conjunction with the accompanying notes

WA Return Recycle Renew Ltd
Statement of financial position
As at 30 June 2024

	Note	2024 \$	2023 \$
Assets			
Current assets			
Cash and cash equivalents	5	43,486,705	42,695,394
Trade and other receivables	6	5,584,524	2,873,320
Inventories	7	815,934	-
Other current assets	8	14,196,720	14,253,359
Total current assets		<u>64,083,883</u>	<u>59,822,073</u>
Non-current assets			
Property, plant and equipment	9	547,669	260,913
Right-of-use assets	10	455,983	499,541
Intangibles	11	1,909	3,182
Other	12	10,175	10,175
Total non-current assets		<u>1,015,736</u>	<u>773,811</u>
Total assets		<u>65,099,619</u>	<u>60,595,884</u>
Liabilities			
Current liabilities			
Trade and other payables	13	13,140,356	13,713,127
Lease liabilities	14	219,293	183,356
Employee benefits	15	1,137,299	608,598
Total current liabilities		<u>14,496,948</u>	<u>14,505,081</u>
Non-current liabilities			
Borrowings	16	6,599,005	10,599,005
Lease liabilities	17	367,668	468,577
Total non-current liabilities		<u>6,966,673</u>	<u>11,067,582</u>
Total liabilities		<u>21,463,621</u>	<u>25,572,663</u>
Net assets		<u>43,635,998</u>	<u>35,023,221</u>
Equity			
Accumulated funds		<u>43,635,998</u>	<u>35,023,221</u>
Total equity		<u>43,635,998</u>	<u>35,023,221</u>

The above statement of financial position should be read in conjunction with the accompanying notes

WA Return Recycle Renew Ltd
Statement of changes in equity
For the year ended 30 June 2024

	Accumulated funds \$	Total equity \$
Balance at 1 July 2022	33,763,081	33,763,081
Surplus for the year	1,260,140	1,260,140
Other comprehensive income for the year	-	-
Total comprehensive income for the year	1,260,140	1,260,140
Balance at 30 June 2023	<u>35,023,221</u>	<u>35,023,221</u>
	Accumulated funds \$	Total equity \$
Balance at 1 July 2023	35,023,221	35,023,221
Surplus for the year	8,612,777	8,612,777
Other comprehensive income for the year	-	-
Total comprehensive income for the year	8,612,777	8,612,777
Balance at 30 June 2024	<u>43,635,998</u>	<u>43,635,998</u>

The above statement of changes in equity should be read in conjunction with the accompanying notes

WA Return Recycle Renew Ltd
Statement of cash flows
For the year ended 30 June 2024

	Note	2024 \$	2023 \$
Cash flows from operating activities			
Receipts from customers (inclusive of GST)		229,239,808	209,734,558
Payments to suppliers and employees (inclusive of GST)		(222,962,922)	(204,475,699)
Finance costs		(847,332)	(831,613)
Net cash from operating activities		<u>5,429,554</u>	<u>4,427,246</u>
Cash flows from investing activities			
Purchase of property, plant and equipment	9	(437,874)	(161,148)
Proceeds from disposal of property, plant and equipment		128	-
Net cash used in investing activities		<u>(437,746)</u>	<u>(161,148)</u>
Cash flows from financing activities			
Repayment of leases		(200,497)	(141,016)
Repayment of borrowings		(4,000,000)	-
Net cash used in financing activities		<u>(4,200,497)</u>	<u>(141,016)</u>
Net increase in cash and cash equivalents		791,311	4,125,082
Cash and cash equivalents at the beginning of the financial year		<u>42,695,394</u>	<u>38,570,312</u>
Cash and cash equivalents at the end of the financial year	5	<u><u>43,486,705</u></u>	<u><u>42,695,394</u></u>

The above statement of cash flows should be read in conjunction with the accompanying notes

WA Return Recycle Renew Ltd
Notes to the financial statements
30 June 2024

Note 1. Reporting Entity

The Company is operating as a not-for-profit entity and the principal accounting policies adopted in the preparation of the financial statements are set out below. These policies have been consistently applied to all the years presented, unless otherwise stated.

New or amended Accounting Standards and Interpretations adopted

The Company has adopted all of the new or amended Accounting Standards and Interpretations issued by the Australian Accounting Standards Board ('AASB') that are mandatory for the current reporting period.

Any new or amended Accounting Standards or Interpretations that are not yet mandatory have not been early adopted.

Basis of preparation

These general purpose financial statements have been prepared in accordance with Australian Accounting Standards - Simplified Disclosures issued by the Australian Accounting Standards Board ('AASB'), the Australian Charities and Not-for-profits Commission Act 2012 (Cth) and associated regulations and the Corporations Act 2001 (Cth), as appropriate for Not-for-profit oriented entities.

Historical cost convention

The financial statements have been prepared under the historical cost convention, except for, where applicable, the revaluation of financial assets and liabilities at fair value through profit or loss, financial assets at fair value through other comprehensive income, investment properties, certain classes of property, plant and equipment and derivative financial instruments.

The financial statements are presented in Australian dollars, which is WA Return Recycle Renew Ltd.'s functional and presentation currency.

The financial statements have been prepared on an accruals basis.

Note 2. Material accounting policy information

The principal accounting policies adopted in the preparation of the financial statements are set out either in the respective notes or below. These policies have been consistently applied to all the years presented, unless otherwise stated.

Use of estimates and judgements

The preparation of the financial statements requires management to make judgements, estimates and assumptions that affect the application of accounting policies and the reported amounts of assets, liabilities, income and expenses. Actual results may differ from these estimates.

WA Return Recycle Renew Ltd
Notes to the financial statements
30 June 2024

Note 2. Material accounting policy information (continued)

Estimates and underlying assumptions are reviewed on an ongoing basis. Revisions to accounting estimates are recognised in the period in which the estimate is revised and in any future periods.

The estimate and assumptions that have a significant risk of causing a material adjustment to the carrying amounts assets and liabilities within the next financial year are:

Accrued expenses

Recognised amounts of direct scheme costs and related accrued expenses reflect management's best estimate of amounts owing to scheme participants that were not wholly substantiated by declarations of scheme participants at year end. These estimates are based on a number of critical underlying assumptions such as the volumes of containers submitted and processed through the scheme at a given time. Estimation uncertainties exist with regard to these items and variations in these assumptions may significantly impact the amount of direct scheme costs and accrued expenses.

Current and non-current classification

Assets and liabilities are presented in the statement of financial position based on current and non-current classification.

An asset is classified as current when: it is either expected to be realised or intended to be sold or consumed in the Company's normal operating cycle; it is held primarily for the purpose of trading; it is expected to be realised within 12 months after the reporting period; or the asset is cash or cash equivalent unless restricted from being exchanged or used to settle a liability for at least 12 months after the reporting period. All other assets are classified as non-current.

A liability is classified as current when: it is either expected to be settled in the Company's normal operating cycle; it is held primarily for the purpose of trading; it is due to be settled within 12 months after the reporting period; or there is no unconditional right to defer the settlement of the liability for at least 12 months after the reporting period. All other liabilities are classified as non-current.

Income tax

The income of the Company is exempt from Income tax pursuant to the provisions of subdivision 50-B of the Income Tax Assessment Act 1997 (Cth) and the Company receives GST concessions under division 176 of A New Tax System Act 1999 (Cth) and is considered an FBT rebatable employer under section 123E of the Fringe Benefits Tax Assessment Act 1986 (Cth).

Impairment of non-financial assets

Non-financial assets are reviewed for impairment whenever events or changes in circumstances indicate that the carrying amount may not be recoverable. An impairment loss is recognised for the amount by which the asset's carrying amount exceeds its recoverable amount.

Recoverable amount is the higher of an asset's fair value less costs of disposal and value-in-use. The value-in-use is the present value of the estimated future cash flows relating to the asset using a pre-tax discount rate specific to the asset or cash-generating unit to which the asset belongs. Assets that do not have independent cash flows are grouped together to form a cash-generating unit.

Fair value measurement

When an asset or liability, financial or non-financial, is measured at fair value for recognition or disclosure purposes, the fair value is based on the price that would be received to sell an asset or paid to transfer a liability in an orderly transaction between market participants at the measurement date; and assumes that the transaction will take place either: in the principal market; or in the absence of a principal market, in the most advantageous market.

Fair value is measured using the assumptions that market participants would use when pricing the asset or liability, assuming they act in their economic best interests. For non-financial assets, the fair value measurement is based on its highest and best use. Valuation techniques that are appropriate in the circumstances and for which sufficient data are available to measure fair value, are used, maximising the use of relevant observable inputs and minimising the use of unobservable inputs.

Note 2. Material accounting policy information (continued)

Leases

At inception of a contract, the Company assesses whether a contract is, or contains, a lease based on whether the contract conveys the right to control the use of an identified asset for a period of time in exchange for consideration.

The Company has elected to apply the practical expedient to account for each lease component and any non-lease components as a single lease component.

The Company recognises a right-of-use asset and a lease liability at the lease commencement date. The right-of-use asset is initially measured based on the initial amount of the lease liability adjusted for any lease payments made at or before the commencement date, plus any initial direct costs incurred and an estimate of costs to dismantle and remove the underlying asset or to restore the underlying asset or the site on which it is located, less any lease incentives received. The assets are depreciated to the earlier of the end of the useful life of the right-of-use asset or the lease term using the straight-line method as this most closely reflects the expected pattern of consumption of the future economic benefits. Lease terms are for 5 years for offices and IT equipment. In addition, the right-of-use asset is periodically reduced by impairment losses, if any, and adjusted for certain remeasurements of the lease liability.

The lease liability is initially measured at the present value of the lease payments that are not paid at the commencement date, discounted using the interest rate implicit in the lease or, if that rate cannot be readily determined, the Company's incremental borrowing rate. Generally, the Company uses its incremental borrowing rate as the discount rate. The lease liability is measured at amortised cost using the effective interest method. It is remeasured when there is a change in future lease payments arising from a change in an index or rate, if there is a change in the Company's estimate of the amount expected to be payable under a residual value guarantee, or if the Company changes its assessment of whether it will exercise a purchase, extension or termination option. When the lease liability is remeasured in this way, a corresponding adjustment is made to the carrying amount of the right-of-use asset, or is recorded in profit or loss if the carrying amount of the right-of-use asset has been reduced to zero.

The Company has elected to apply the practical expedient not to recognise right-of-use assets and lease liabilities for short-term leases that have a lease term of 12 months or less and leases of low-value assets. The lease payments associated with these leases is recognised as an expense on a straight-line basis over the lease term.

Goods and Services Tax ('GST') and other similar taxes

Revenues, expenses and assets are recognised net of the amount of associated GST, unless the GST incurred is not recoverable from the tax authority. In this case it is recognised as part of the cost of the acquisition of the asset or as part of the expense.

Receivables and payables are stated inclusive of the amount of GST receivable or payable. The net amount of GST recoverable from, or payable to, the tax authority is included in other receivables or other payables in the statement of financial position.

Cash flows are presented on a gross basis. The GST components of cash flows arising from investing or financing activities which are recoverable from, or payable to the tax authority, are presented as operating cash flows.

Commitments and contingencies are disclosed net of the amount of GST recoverable from, or payable to, the tax authority.

Members Guarantees

The Company is incorporated under the Corporations Act 2001 (Cth) and is a company limited by guarantee. If the Company is wound up, the constitution states that each member (and each member that has left the Company within one year) is required to contribute a maximum \$10 each towards meeting any outstanding obligations of the Company. At 30 June 2024, the total amount that members of the Company are liable to contribute if the Company wound up is \$20 (2023: \$20).

WA Return Recycle Renew Ltd
Notes to the financial statements
30 June 2024

Note 3. Revenue and other income

	2024 \$	2023 \$
Container refund scheme income - at a point in time	196,150,152	176,785,980
Sale of recycled goods - at a point in time	13,098,485	10,549,347
Interest income	1,861,793	979,904
Other revenue	599	2,000
Revenue and other income	<u>211,111,029</u>	<u>188,317,231</u>

Accounting policy for revenue recognition

The Company recognises revenue as follows:

Container refund scheme income

The Company as the Scheme Coordinator of the Scheme under the *Waste Avoidance and Resource Recovery Act 2007 (WA)* ("the Act", enters into deeds with eligible First Responsible Suppliers to receive contributions to cover the costs of administering the scheme. Whilst these deeds represent an enforceable contract, the contributions received from First Responsible Suppliers fall under AASB 1058 Income of Not-for-Profit Entities, as there is no sufficiently specific promise specified in the separate deeds with First Responsible Suppliers to be delivered by the Scheme Coordinator. Revenue is recognised as the amount owed by relevant suppliers of beverage products under the terms of the Scheme. This is calculated upon the number of eligible containers sold into the Western Australia market during the financial year, as defined by the Act.

Sale of recycled goods

The Company, in its capacity as the Scheme Coordinator, sells processed containers through an online recycling material sales platform to approved recyclers. To determine whether and when to recognise revenue, the Company follows a five step process:

- (1) Identifying the contract with a customer – The auction process results in a binding contract between the Company and the recycler as the customer;
- (2) Identifying the performance obligations – The performance obligation is the goods for sale;
- (3) Determining the transaction price – The transaction price is the successful bid made by the recycler in addition to fees (if any) included in the agreement. The Scheme Coordinator makes no warranties or guarantees about the recycled goods hence there are no provisions or elements of variable consideration to be considered in determining the transaction price;
- (4) Allocating the transaction price to the performance obligations – The price is allocated directly to the sale; and
- (5) Recognising revenue when/as performance obligation(s) are satisfied – Revenue is recognised at the point in time at which the customer obtains control of a promised asset (i.e., the recycled goods). The Company has deemed this to be the point when the goods are available for collection by the customer as that is the point when the Company has a present right to payment.

Other revenue

Other revenue is recognised when it is received or when the right to receive payment is established.

Interest income

Interest income is recognised as interest accrues using the effective interest method. This is a method of calculating the amortised cost of a financial asset and allocating the interest income over the relevant period using the effective interest rate, which is the rate that exactly discounts estimated future cash receipts through the expected life of the financial asset to the net carrying amount of the financial asset.

WA Return Recycle Renew Ltd
Notes to the financial statements
30 June 2024

Note 4. Expenses

	2024	2023
	\$	\$
Surplus includes the following specific expenses:		
<i>Depreciation and amortisation expense</i>		
Depreciation of property, plant and equipment	150,990	80,211
Depreciation of right of use assets	179,083	122,850
Amortisation of intangibles	1,273	1,273
Total depreciation and amortisation expense	<u>331,346</u>	<u>204,334</u>
<i>Finance costs</i>		
Interest and finance charges paid/payable on borrowings	807,916	804,047
Interest and finance charges paid/payable on lease liabilities	39,416	27,566
Finance costs expensed	<u>847,332</u>	<u>831,613</u>
<i>Superannuation expense</i>		
Defined contribution superannuation expense	<u>724,549</u>	<u>528,138</u>

Note 5. Current assets - cash and cash equivalents

	2024	2023
	\$	\$
Cash at bank	21,288,634	20,416,914
Scheme Account	<u>22,198,071</u>	<u>22,278,480</u>
	<u><u>43,486,705</u></u>	<u><u>42,695,394</u></u>

Accounting policy for cash and cash equivalents

Cash and cash equivalents includes cash on hand, deposits held at call with financial institutions, other short-term, highly liquid investments with original maturities of three months or less that are readily convertible to known amounts of cash and which are subject to an insignificant risk of changes in value.

Note 6. Current assets - trade and other receivables

	2024	2023
	\$	\$
Trade receivables	5,756,577	3,718,226
Less: Allowance for expected credit losses	<u>(172,053)</u>	<u>(65,990)</u>
	<u>5,584,524</u>	<u>3,652,236</u>
Other receivables	<u>-</u>	<u>(778,916)</u>
	<u><u>5,584,524</u></u>	<u><u>2,873,320</u></u>

Accounting policy for trade and other receivables

Trade receivables are initially recognised at fair value and subsequently measured at amortised cost using the effective interest method, less any allowance for expected credit losses. Trade receivables are generally due for settlement within 30 days.

The Company has applied the simplified approach to measuring expected credit losses, which uses a lifetime expected loss allowance. To measure the expected credit losses, trade receivables have been grouped based on days overdue.

WA Return Recycle Renew Ltd
Notes to the financial statements
30 June 2024

Note 6. Current assets - trade and other receivables (continued)

Other receivables are recognised at amortised cost, less any allowance for expected credit losses.

Note 7. Current assets - inventories

	2024 \$	2023 \$
Stock on hand	815,934	-

Accounting policy for inventories

Stock on hand is stated at the lower of cost and net realisable value. Cost comprises of purchase and delivery costs, net of rebates and discounts received or receivable.

Net realisable value is the estimated selling price in the ordinary course of business less the estimated costs of completion and the estimated costs necessary to make the sale.

Note 8. Current assets - other current assets

	2024 \$	2023 \$
Accrued revenue	13,746,327	13,660,914
Prepayments	451,160	592,599
Other current assets	(767)	(154)
	<u>14,196,720</u>	<u>14,253,359</u>

Accrued income

Invoices are raised one month in arrears and the accrued income balance is based on monthly volume declarations.

Note 9. Non-current assets - property, plant and equipment

	2024 \$	2023 \$
Leasehold improvements - at cost	312,382	247,254
Less: Accumulated depreciation	(173,502)	(115,652)
	<u>138,880</u>	<u>131,602</u>
Plant and equipment - at cost	286,653	-
Less: Accumulated depreciation	(17,771)	-
	<u>268,882</u>	<u>-</u>
Fixtures and fittings - at cost	9,292	-
Less: Accumulated depreciation	(435)	-
	<u>8,857</u>	<u>-</u>
Computer equipment - at cost	286,860	243,570
Less: Accumulated depreciation	(155,810)	(114,259)
	<u>131,050</u>	<u>129,311</u>
	<u>547,669</u>	<u>260,913</u>

WA Return Recycle Renew Ltd
Notes to the financial statements
30 June 2024

Note 9. Non-current assets - property, plant and equipment (continued)

Reconciliations

Reconciliations of the written down values at the beginning and end of the current financial year are set out below:

	Leasehold improvements	Plant and equipment	Fixtures and fittings	Computer equipment	Total
	\$	\$	\$	\$	\$
Balance at 1 July 2023	131,602	-	-	129,311	260,913
Additions	65,129	286,653	9,292	76,800	437,874
Disposals	-	-	-	(128)	(128)
Depreciation expense	(57,850)	(17,771)	(435)	(74,934)	(150,990)
Balance at 30 June 2024	<u>138,881</u>	<u>268,882</u>	<u>8,857</u>	<u>131,049</u>	<u>547,669</u>

Accounting policy for property, plant and equipment

Plant and equipment is stated at historical cost less accumulated depreciation and impairment. Historical cost includes expenditure that is directly attributable to the acquisition of the items.

Depreciation is calculated on a straight-line basis to write off the net cost of each item of property, plant and equipment (excluding land) over their expected useful lives as follows:

<i>Class of asset</i>	<i>Useful life</i>
Leasehold improvements	3 - 10 years
Plant and equipment	8 years
Fixtures and fittings	2 - 5 years
Computer equipment	3 years

The residual values, useful lives and depreciation methods are reviewed, and adjusted if appropriate, at each reporting date.

Leasehold improvements are depreciated over the unexpired period of the lease or the estimated useful life of the assets, whichever is shorter.

An item of property, plant and equipment is derecognised upon disposal or when there is no future economic benefit to the Company. Gains and losses between the carrying amount and the disposal proceeds are taken to profit or loss.

Note 10. Non-current assets - right-of-use assets

	2024	2023
	\$	\$
Land and buildings - right-of-use	908,868	877,927
Less: Accumulated depreciation	<u>(452,885)</u>	<u>(378,386)</u>
	<u>455,983</u>	<u>499,541</u>

WA Return Recycle Renew Ltd
Notes to the financial statements
30 June 2024

Note 10. Non-current assets - right-of-use assets (continued)

Reconciliations

Reconciliations of the written down values at the beginning and end of the current financial year are set out below:

	Land and buildings \$
Balance at 1 July 2023	499,541
Additions	145,137
Disposals	(9,612)
Depreciation expense	<u>(179,083)</u>
Balance at 30 June 2024	<u><u>455,983</u></u>

Accounting policy for right-of-use assets

A right-of-use asset is recognised at the commencement date of a lease. The right-of-use asset is measured at cost, which comprises the initial amount of the lease liability, adjusted for, as applicable, any lease payments made at or before the commencement date net of any lease incentives received, any initial direct costs incurred, and, except where included in the cost of inventories, an estimate of costs expected to be incurred for dismantling and removing the underlying asset, and restoring the site or asset.

Right-of-use assets are depreciated on a straight-line basis over the unexpired period of the lease or the estimated useful life of the asset, whichever is the shorter. Where the Company expects to obtain ownership of the leased asset at the end of the lease term, the depreciation is over its estimated useful life. Right-of use assets are subject to impairment or adjusted for any remeasurement of lease liabilities.

The Company has elected not to recognise a right-of-use asset and corresponding lease liability for short-term leases with terms of 12 months or less and leases of low-value assets. Lease payments on these assets are expensed to profit or loss as incurred.

Note 11. Non-current assets - intangibles

	2024 \$	2023 \$
Brands	8,910	8,910
Less: Accumulated amortisation	<u>(7,001)</u>	<u>(5,728)</u>
	<u><u>1,909</u></u>	<u><u>3,182</u></u>

Reconciliations

Reconciliations of the written down values at the beginning and end of the current financial year are set out below:

	Brands \$
Balance at 1 July 2023	3,182
Amortisation expense	<u>(1,273)</u>
Balance at 30 June 2024	<u><u>1,909</u></u>

WA Return Recycle Renew Ltd
Notes to the financial statements
30 June 2024

Note 11. Non-current assets - intangibles (continued)

Accounting policy for intangible assets

Intangible assets acquired as part of a business combination, other than goodwill, are initially measured at their fair value at the date of the acquisition. Intangible assets acquired separately are initially recognised at cost. Indefinite life intangible assets are not amortised and are subsequently measured at cost less any impairment. Finite life intangible assets are subsequently measured at cost less amortisation and any impairment. The gains or losses recognised in profit or loss arising from the derecognition of intangible assets are measured as the difference between net disposal proceeds and the carrying amount of the intangible asset. The method and useful lives of finite life intangible assets are reviewed annually. Changes in the expected pattern of consumption or useful life are accounted for prospectively by changing the amortisation method or period.

Brands

Significant costs associated with brands are deferred and amortised on a straight-line basis over the period of their expected benefit. This period of expected benefit is assumed to be 7 years, which is the period for which the Company is the scheme coordinator with WA Container Deposit Scheme.

Note 12. Non-current assets - other

	2024	2023
	\$	\$
Other assets	10,175	10,175

Note 13. Current liabilities - trade and other payables

	2024	2023
	\$	\$
Trade payables	3,009,237	2,701,422
Accruals	3,080,659	3,960,249
Other payables	7,050,460	7,051,456
	<u>13,140,356</u>	<u>13,713,127</u>

Accounting policy for trade and other payables

These amounts represent liabilities for goods and services provided to the Company prior to the end of the financial year and which are unpaid. Due to their short-term nature, they are measured at amortised cost and are not discounted. The amounts are unsecured and are usually paid within 30 days of recognition.

Note 14. Current liabilities - lease liabilities

	2024	2023
	\$	\$
Lease liability	219,293	183,356

Note 15. Current liabilities - employee benefits

	2024	2023
	\$	\$
Annual leave	552,299	364,398
Bonus provision	585,000	244,200
	<u>1,137,299</u>	<u>608,598</u>

WA Return Recycle Renew Ltd
Notes to the financial statements
30 June 2024

Note 15. Current liabilities - employee benefits (continued)

Accounting policy for employee benefits

Short-term employee benefits

Liabilities for wages and salaries, including non-monetary benefits, annual leave and long service leave expected to be settled wholly within 12 months of the reporting date are measured at the amounts expected to be paid when the liabilities are settled.

Defined contribution superannuation expense

Contributions to defined contribution superannuation plans are expensed in the period in which they are incurred.

Note 16. Non-current liabilities - borrowings

	2024 \$	2023 \$
Member loans	6,599,005	10,599,005

Total secured liabilities

The total secured liabilities (current and non-current) are as follows:

	2024 \$	2023 \$
Member loans	6,599,005	10,599,005

In order to establish and operationalise the Scheme (including establishing and entering into Supply Agreements with First Responsible Suppliers), the Founding Members of the Company, Coca-Cola Europacific Partners (Australia) Pty Ltd and Lion Pty Ltd, provided two loan facilities totalling \$10m. This facility agreement was executed on 21 December 2018, and was drawn down by the Company as required prior to Scheme commencement. A variation to extend combined facilities from \$10m to \$11m was signed on 8 January 2020. Key terms of the members loan are as follows:

Facility	Term (Years)	Agreement date	Drawdown at 30 June 2024	Maximum drawdown	Interest
Members Loan Facility A	7 post Scheme commencement date (1 Oct 2020)	21/12/2018 (Variation signed 8/1/2020)	\$6,000,000	\$10,000,000	7.20%
Members Loan Facility B	10 post Scheme commencement date (1 Oct 2020)	21/12/2018 (Variation signed 8/1/2020)	\$599,005	\$1,000,000	8.03%

Coca-Cola Europacific Partners (Australia) Pty Ltd (CCEP) and Lion Pty Ltd (Lion) provide key management personnel services to the Company due to CCEP and Lion each providing an executive officer/(s) or employee/(s) to represent them on the Company's board of directors, under the Waste Avoidance and Resource Recovery Amendment Act 2019. Both CCEP and Lion are therefore related parties of the Company. Interest expense and paid for the period amounted to \$765,996 (2023: \$768,100).

Accounting policy for borrowings

Loans and borrowings are initially recognised at the fair value of the consideration received, net of transaction costs. They are subsequently measured at amortised cost using the effective interest method.

WA Return Recycle Renew Ltd
Notes to the financial statements
30 June 2024

Note 17. Non-current liabilities - lease liabilities

	2024 \$	2023 \$
Lease liability	<u>367,668</u>	<u>468,577</u>
<i>Future lease payments</i>		
Future lease payments are due as follows:		
Within one year	253,611	218,143
One to five years	<u>429,763</u>	<u>537,672</u>
	<u>683,374</u>	<u>755,815</u>

Accounting policy for lease liabilities

A lease liability is recognised at the commencement date of a lease. The lease liability is initially recognised at the present value of the lease payments to be made over the term of the lease, discounted using the interest rate implicit in the lease or, if that rate cannot be readily determined, the Company's incremental borrowing rate. Lease payments comprise of fixed payments less any lease incentives receivable, variable lease payments that depend on an index or a rate, amounts expected to be paid under residual value guarantees, exercise price of a purchase option when the exercise of the option is reasonably certain to occur, and any anticipated termination penalties. The variable lease payments that do not depend on an index or a rate are expensed in the period in which they are incurred.

Lease liabilities are measured at amortised cost using the effective interest method. The carrying amounts are remeasured if there is a change in the following: future lease payments arising from a change in an index or a rate used; residual guarantee; lease term; certainty of a purchase option and termination penalties. When a lease liability is remeasured, an adjustment is made to the corresponding right-of use asset, or to profit or loss if the carrying amount of the right-of-use asset is fully written down.

Note 18. Key management personnel disclosures

Compensation

The aggregate compensation made to Directors and other members of key management personnel of the Company is set out below:

	2024 \$	2023 \$
Aggregate compensation	<u>808,125</u>	<u>590,074</u>

Current year compensation made to Directors and other members of key management personnel of the Company, include all amounts paid to said members, the financials have also been updated to reflect the same for the 2023 financial year.

Note 19. Remuneration of auditors

During the financial year the following fees were paid or payable for services provided by Grant Thornton Audit Pty Ltd, the auditor of the Company:

	2024 \$	2023 \$
<i>Audit services - Grant Thornton Audit Pty Ltd</i>		
Audit of the financial statements	<u>80,885</u>	<u>78,795</u>
<i>Other services - Grant Thornton Audit Pty Ltd</i>		
Assistance with the compilation of financial statements	<u>6,000</u>	<u>5,000</u>
	<u>86,885</u>	<u>83,795</u>

WA Return Recycle Renew Ltd
Notes to the financial statements
30 June 2024

Note 20. Contingent asset/liabilities

The Company had no contingent assets or liabilities as at 30 June 2024 and 30 June 2023.

Note 21. Related party transactions

Key management personnel

Disclosures relating to key management personnel are set out in note 18.

Transactions with related parties

The member loans provided by Coca-Cola Europacific Partners (Australia) Pty Ltd and Lion Pty Ltd are related party transactions, disclosures relating to the member loans are set out in note 16.

Receivable from and payable to related parties

There were no trade receivables from or trade payables to related parties at the current and previous reporting date.

Loans to/from related parties

Disclosures relating to loans from related parties are set out in note 16.

Note 22. Events after the reporting period

No matter or circumstance has arisen since 30 June 2024 that has significantly affected, or may significantly affect the Company's operations, the results of those operations, or the Company's state of affairs in future financial years.

WA Return Recycle Renew Ltd
Directors' declaration
30 June 2024

In the Directors' opinion:

- (1) The attached financial statements and notes comply with the Corporations Act 2001, the Australian Accounting Standards - Simplified Disclosures, the Australian Charities and Not-for-profits Commission Act 2012 and Western Australian legislation the Charitable Collections Act 1946 and associated regulations, the Corporations Regulations 2001 and other mandatory professional reporting requirements;
- (2) The financial statements and notes Western Australia Return Recycle Renew Ltd are in accordance with the Australian Charities and Not-for-profits Commission Act 2012 (Cth), including:
 - giving a true and fair view of its financial position as at 30 June 2024 and of its performance for the financial year ended on that date;
 - complying with Australian Accounting Standards – Simplified Disclosures (including the Australian Accounting Interpretations) and the Australian Charities and Not-for-Profits Commission Regulation 2022 (Cth); and
 - there are reasonable grounds to believe that the Company will be able to pay its debts as and when they become due and payable.

This report is made in accordance with a resolution of the Directors.

On behalf of the Directors



Sheila Margaret McHale AM
Director

27 August 2024

A3. NUMBER OF AGREEMENTS BY AGREEMENT TYPE

The number of agreements by agreement type in force at the end of the reporting period, and new agreements signed and agreements terminated during the reporting period.

	IN FORCE	NEW	TERMINATED
SUPPLY AGREEMENTS	737	127	69
REFUND POINT AGREEMENTS	69	1	5
BOTTLE CRUSHERS AGREEMENTS	2	-	-
MATERIAL RECOVERY AGREEMENTS	5	-	-
EXPORT REBATE AGREEMENTS	15	1	-
AGREEMENTS WITH PROCESSORS	3	-	-
AGREEMENTS WITH LOGISTICS PROVIDERS	5	-	-
ARRANGEMENTS WITH RECYCLERS	33	1	-

A4. AMOUNTS CHARGED TO FIRST RESPONSIBLE SUPPLIERS

Current and historical figures (up to five years from the appointed day) showing the amounts charged to first responsible suppliers under supply agreements; including the total annual amount charged to first responsible suppliers, as well as the cost charged per material type and aggregated by material type (materials are to be grouped together by material type but not separated by reference to the first responsible supplier in order to maintain confidential information of first responsible suppliers).

	2021	2022	2023	2024
ALUMINIUM	\$46,586,194	\$67,127,891	\$70,926,210	\$81,441,803
GLASS	\$34,778,512	\$43,763,675	\$40,883,628	\$39,702,356
HDPE	\$2,281,092	\$3,021,432	\$2,960,984	\$3,251,068
LPB	\$7,257,806	\$9,811,141	\$10,055,735	\$10,457,926
PET	\$35,612,920	\$48,172,128	\$51,567,906	\$60,930,567
STEEL	\$114,716	\$202,932	\$226,617	\$341,460
OTHER	\$36,980	\$75,937	\$164,900	-\$99,475
TOTAL	\$126,668,219	\$172,175,137	\$176,785,980	\$196,025,705

(-) due to audit adjustment.

A6. TOTAL NUMBERS OF CONTAINERS SOLD

Current and historical figures (up to five years from the appointed day) showing total numbers of containers sold in Western Australia by container material type.

	2021	2022	2023	2024
ALUMINIUM	406,051,920	592,090,437	610,586,276	655,019,852
GLASS	291,765,801	373,009,079	326,954,449	305,189,245
HDPE	19,235,359	25,411,196	24,341,410	25,168,701
LPB	59,363,824	82,764,849	80,209,662	79,365,898
PET	301,746,786	411,917,615	422,791,353	462,926,226
STEEL	852,442	1,706,355	1,890,279	2,405,251
OTHER	273,227	271,788	422,430	372,904
TOTAL	1,079,289,359	1,487,171,319	1,467,195,859	1,530,448,077

A7. REFUND POINT ANNUAL VOLUMES BY MATERIAL TYPE AND REGION

	ALUMINIUM	GLASS	HDPE	LIQUID PAPER BOARD	OTHER	PET	STEEL	TOTAL
GASCOYNE	4,627,539	1,971,644	32,167	61,066	7	1,432,404	3,943	8,128,770
GOLDFIELDS - ESPERANCE	13,667,742	7,215,235	266,842	527,872	12,346	6,908,478	19,150	28,617,665
GREAT SOUTHERN	11,080,841	6,464,892	264,914	508,723	1,669	4,990,677	14,966	23,326,682
KIMBERLEY	10,361,051	3,017,914	107,134	262,096	677	2,821,620	4,928	16,575,420
MIDWEST	13,747,600	6,959,862	250,111	413,662	27,806	5,316,846	37,584	26,753,471
PEEL	17,434,132	8,905,895	372,092	927,370	2,225	7,780,987	30,492	35,453,193
PERTH	248,898,438	137,531,826	5,614,327	16,648,856	175,236	177,853,032	1,125,654	587,847,369
PILBARA	14,162,983	5,303,395	162,849	415,121	3,782	8,618,242	24,505	28,690,877
SOUTHWEST	34,383,483	20,178,901	760,105	1,521,382	59,700	13,852,933	73,091	70,829,595
WHEATBELT	17,708,423	9,652,995	383,071	715,950	2,335	6,025,470	19,002	34,507,246
TOTAL	386,072,232	207,202,559	8,213,612	22,002,098	285,783	235,600,689	1,353,315	860,730,288

A7. MRF ANNUAL VOLUMES BY MATERIAL TYPE

	MRFS	BOTTLE CRUSHERS	TOTAL
ALUMINIUM	63,027,747	-	63,027,747
GLASS	37,016,296	494,863	37,511,159
HDPE	2,584,230	-	2,584,230
PET	30,605,267	-	30,605,267
MIXED PLASTIC	5,980,224	-	5,980,224
TOTAL	139,213,764	494,863	139,708,627

A8. TOTAL WEIGHT OF MATERIAL TYPES PROCESSED BY RPOs

Total weight of material types collected and delivered for recycling under the CDS, listed by material types. Processed through refund points (excluding MRFs).



ALUMINIUM

5,276 Tonnes



GLASS

40,342 Tonnes



PET

5,841 Tonnes



LIQUID PAPER BOARD

237 Tonnes



HDPE

210 Tonnes



STEEL

46 Tonnes

A8. TOTAL WEIGHT OF MATERIAL TYPES PROCESSED BY MRFS

Total weight of material types collected and delivered for recycling under the CDS, listed by material types. Processed through MRFs (excluding refund points).



ALUMINIUM

1,024 Tonnes



GLASS

46,969 Tonnes



PET

3,026 Tonnes



HDPE

3,153 Tonnes



MIXED PLASTIC

3,049 Tonnes

A8. TOTAL WEIGHT OF MATERIAL TYPES PROCESSED BY RPOS & MRFS

Total weight of material types collected and delivered for recycling under the CDS, listed by material types. Processed through refund points & MRFs.



ALUMINIUM

6,300 Tonnes



GLASS

87,311 Tonnes



PET

8,867 Tonnes



LIQUID PAPER BOARD

237 Tonnes



HDPE

3,363 Tonnes



STEEL

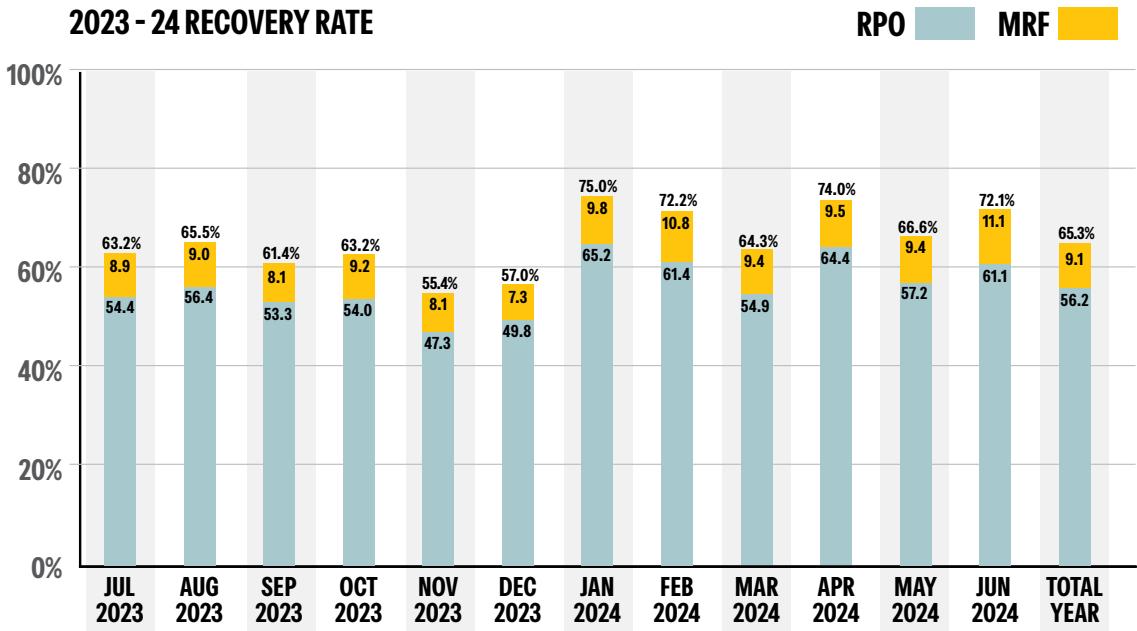
46 Tonnes



MIXED PLASTIC

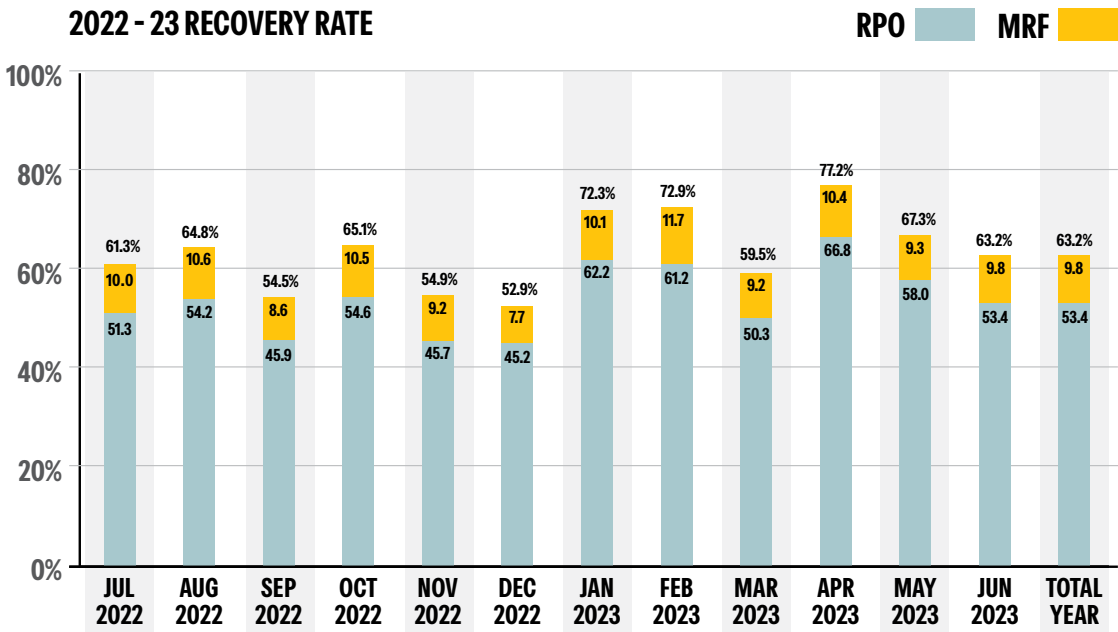
3,049 Tonnes

A9. WESTERN AUSTRALIA AVERAGE RECOVERY RATE



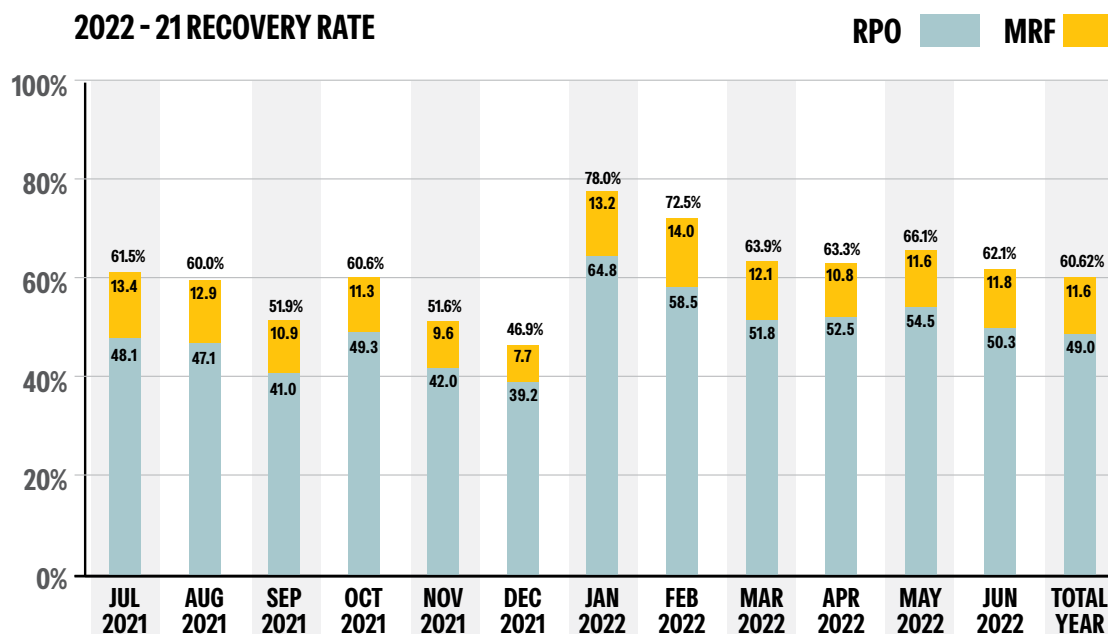
2024 WA AVERAGE RECOVERY RATE 65.37%

Inclusive of annual declaration adjustments.

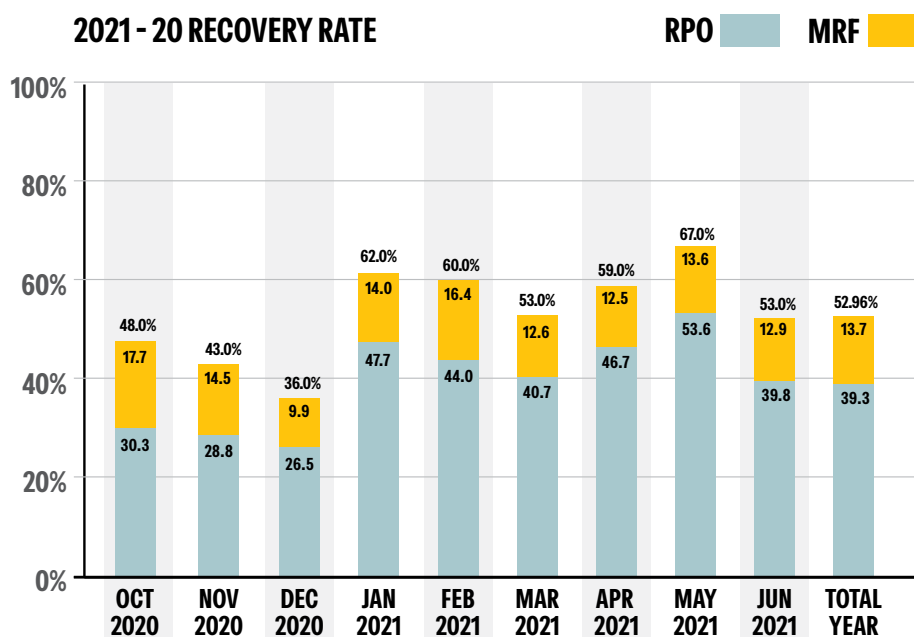


2023 WA AVERAGE RECOVERY RATE 63.2%

A9. WESTERN AUSTRALIA AVERAGE RECOVERY RATE



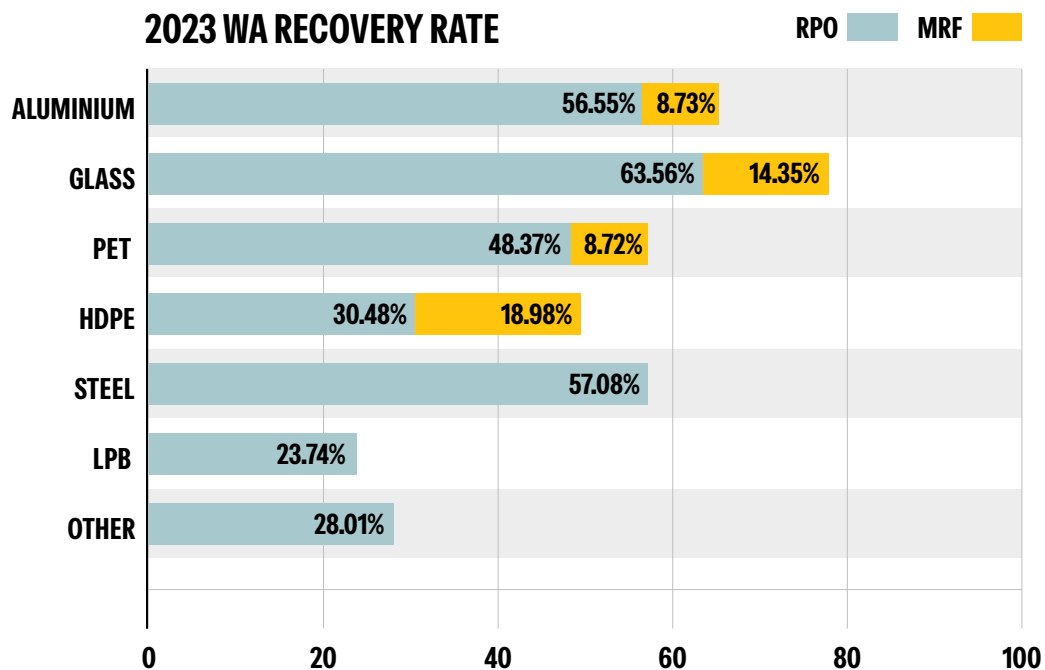
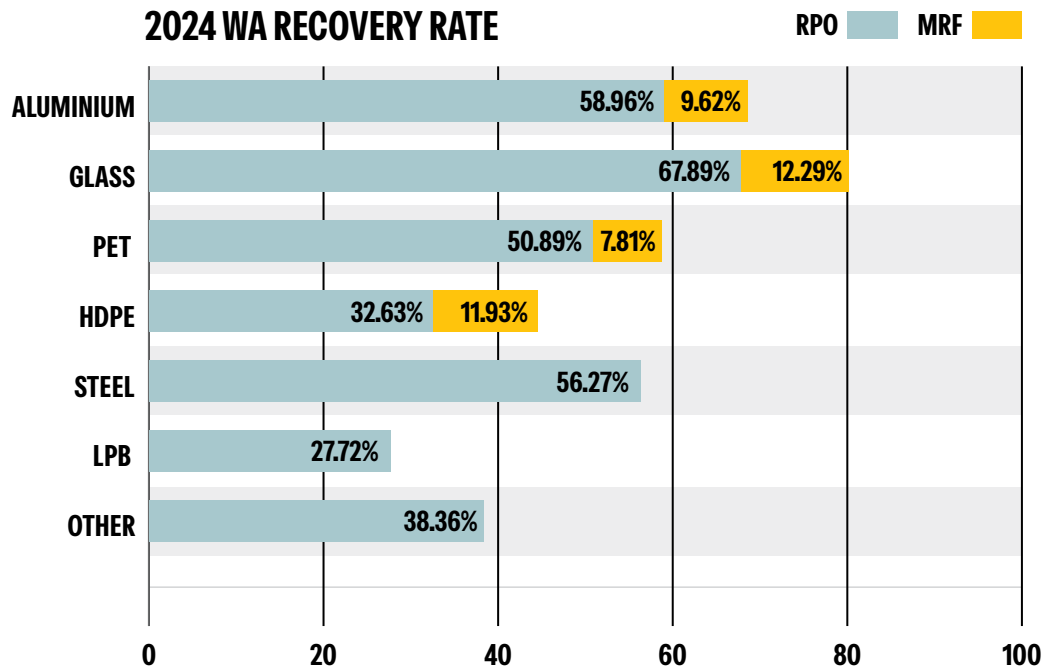
2022 WA AVERAGE RECOVERY RATE 60.62%



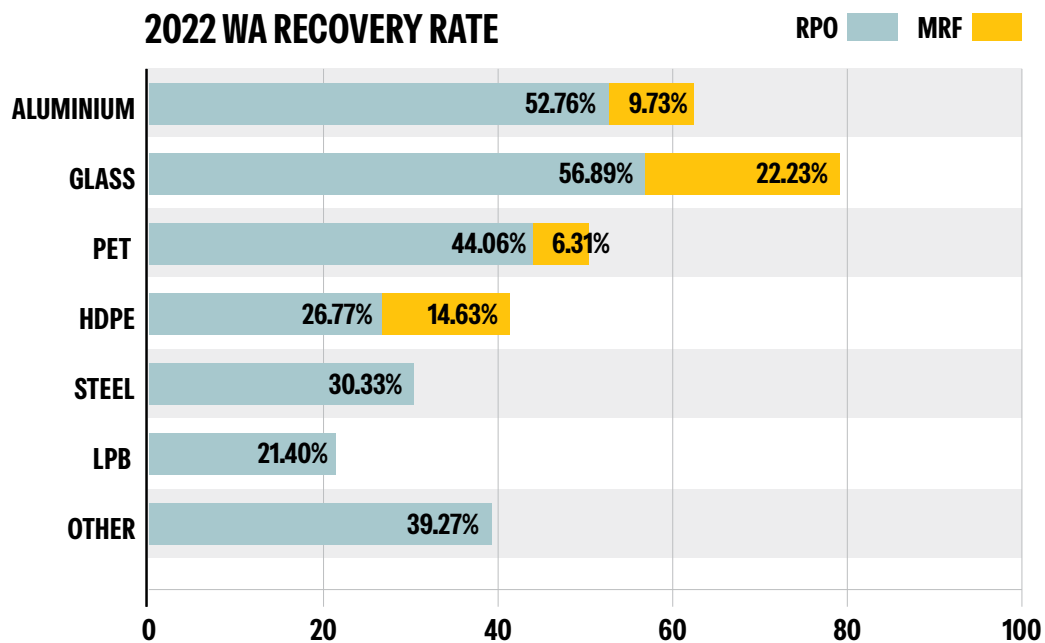
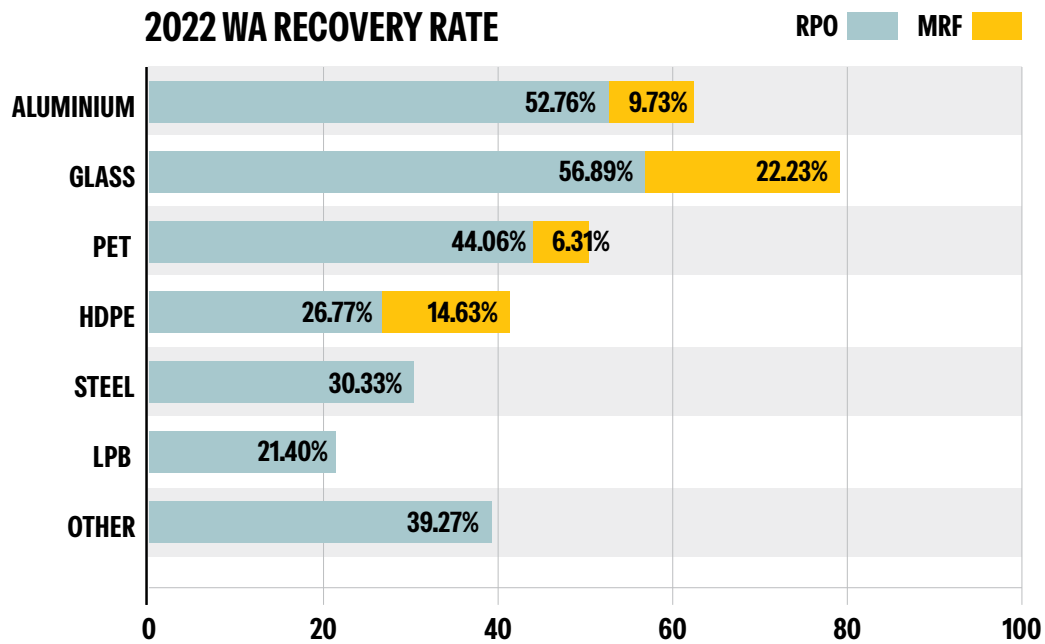
2021 WA AVERAGE RECOVERY RATE 52.96%

Note: The average redemption percentages can be subject to minor change post publication as a result of year end finalisation of eligible container sales into Western Australia and material recovery facility volumes.

A9. WESTERN AUSTRALIA REDEMPTION BY MATERIAL TYPE



A9. WESTERN AUSTRALIA REDEMPTION BY MATERIAL TYPE



A10. NUMBER AND TYPE OF EACH REFUND POINT

Evidence that the access principles described in the minimum network standards have been met, including a record of the percentage of refund points in each region.

	TARGET	FLEXIBLE REFUND POINTS	FULL TIME REFUND POINTS	TOTAL CURRENT REFUND POINTS	%
PERTH & PEEL	131	126	24	150	115%
WHEATBELT	27	6	31	37	137%
SOUTHWEST	19	9	12	21	111%
KIMBERLEY	12	2	13	15	125%
PILBARA	9	7	7	14	156%
GOLDFIELDS - ESPERANCE	11	3	8	11	100%
MIDWEST	8	5	6	11	138%
GREAT SOUTHERN	8	2	8	10	125%
GASCOYNE	4	1	4	5	125%
TOTAL	229	161	113	274	120%

A10. ACCESS PRINCIPLES

The number of each type of refund point for the metropolitan area and each region operating at the end of the reporting period.

	TOTAL IN REGION	SITES WITH DISABILITY ACCESS
PERTH METRO AREA	137	119
WHEATBELT	37	31
SOUTH WEST	21	18
KIMBERLEY	15	13
PILBARA	14	11
PEEL	13	8
GOLDFIELDS – ESPERANCE	11	9
MIDWEST	11	6
GREAT SOUTHERN	10	9
GASCOYNE	5	3
TOTAL	274	227

WARRRL has engaged a disability consultancy organisation to complete an assessment of different refund point types and make recommendations for improving access to the network for people living with disabilities.

Please refer to the list of RPO locations on following pages.

A10. LIST OF RPO LOCATIONS AND OPEN HOURS

SITE NAME	ADDRESS	MON	TUE	WED	THU	FRI	SAT	SUN	SOCIAL ENTERPRISE	COMPLIANCE TO HOURS
Kelmscott - Self-Serve Depot, TOMRA Collection	2921 Albany Hwy, Kelmscott	7am - 7pm	7am - 7pm	7am - 7pm	7am - 7pm	7am - 7pm	7am - 5pm	7am - 5pm	No	Compliant
Belmont - Self-Serve Depot, TOMRA Collection	39 Abernethy Rd, Belmont	7am - 7pm	7am - 7pm	7am - 7pm	7am - 7pm	7am - 7pm	7am - 5pm	7am - 5pm	No	Compliant
Myaree - Self-Serve Depot, TOMRA Collection	46 McCoy St, Myaree	7am - 7pm	7am - 7pm	7am - 7pm	7am - 7pm	7am - 7pm	7am - 5pm	7am - 5pm	No	Compliant
Osborne Park - Self-Serve Depot, TOMRA Collection	426 Scarborough Beach Rd, Osborne Park	7am - 7pm	7am - 7pm	7am - 7pm	7am - 7pm	7am - 7pm	7am - 5pm	7am - 5pm	No	Compliant
Joondalup - Self-Serve Depot, TOMRA Collection	27 Sundew Rise, Joondalup	7am - 7pm	7am - 7pm	7am - 7pm	7am - 7pm	7am - 7pm	7am - 5pm	7am - 5pm	No	Compliant
Banksia Grove - Self-Serve Depot, TOMRA Collection	Unit 4, 7 Honeybee Parade, Banksia Grove	7am - 7pm	7am - 7pm	7am - 7pm	7am - 7pm	7am - 7pm	7am - 7pm	9am - 6pm	No	Compliant
Forrestdale - Self-Serve Depot, TOMRA Collection	Unit 10, 2 Hensbrook Loop, Forrestdale	7am - 7pm	7am - 7pm	7am - 7pm	7am - 7pm	7am - 7pm	7am - 7pm	9am - 6pm	No	Compliant
Waikiki - Self-Serve Kiosk, TOMRA Collection	Waikiki Village Shopping Centre 1-9 Gngara Drive, Waikiki	8am - 9pm	8am - 9pm	8am - 9pm	8am - 9pm	8am - 9pm	8am - 9pm	11am - 5pm	No	Compliant
Livingston - Self-Serve Kiosk, TOMRA Collection	Livingston Marketplace Shopping Centre - 100-104 Ranford Rd, Canning Vale	8am - 9pm	8am - 9pm	8am - 9pm	8am - 9pm	8am - 9pm	8am - 9pm	11am - 5pm	No	Compliant
Baldivis - Self-Serve Kiosk, TOMRA Collection	Stockland Baldivis Shopping Centre -20 Settlers Avenue, Baldivis	8am - 9pm	8am - 9pm	8am - 9pm	8am - 9pm	8am - 9pm	8am - 9pm	11am - 5pm	No	Compliant
Byford - Self-Serve Kiosk, TOMRA Collection	Byford Village Shopping Centre - 20 Abernethy Rd, Byford	8am - 9pm	8am - 9pm	8am - 9pm	8am - 9pm	8am - 9pm	8am - 9pm	11am - 5pm	No	Compliant
Kardinya - Self-Serve Kiosk, TOMRA Collection	Kardinya Park Shopping Centre, 1/15 South St, Kardinya	8am - 9pm	8am - 9pm	8am - 9pm	8am - 9pm	8am - 9pm	8am - 9pm	11am - 5pm	No	Compliant
Madeley - Self-Serve Kiosk, TOMRA Collection	Kingsway City Shopping Centre - 168 Wanneroo Rd, Madeley	8am - 9pm	8am - 9pm	8am - 9pm	8am - 9pm	8am - 9pm	8am - 9pm	11am - 5pm	No	Compliant
Greenwood - Self-Serve Kiosk, TOMRA Collection	18 Calectasia St, Greenwood	8am - 9pm	8am - 9pm	8am - 9pm	8am - 9pm	8am - 9pm	8am - 9pm	11am - 5pm	No	Compliant
Hillarys - Self-Serve Kiosk, TOMRA Collection	Whitfords City Shopping Centre, 470 Whitfords Ave, Hillarys	8am - 9pm	8am - 9pm	8am - 9pm	8am - 9pm	8am - 9pm	8am - 9pm	11am - 5pm	No	Compliant
Caversham - Self-Serve Kiosk, TOMRA Collection	Primewest Caversham Village - 175 Suffolk St, Caversham	8am - 9pm	8am - 9pm	8am - 9pm	8am - 9pm	8am - 9pm	8am - 9pm	11am - 5pm	No	Compliant
Mirrabooka - Self-Serve Kiosk, TOMRA Collection	43 Yirring Drive, Mirrabooka	8am - 9pm	8am - 9pm	8am - 9pm	8am - 9pm	8am - 9pm	8am - 9pm	11am - 5pm	No	Compliant
East Carnarvon - Depot, ABC Foundation Ltd	9 Bassett Way, East Carnarvon	-	-	12:30pm - 4:30pm	-	-	8am - 12pm	-	Social Enterprise	Compliant
Coral Bay - Pop-Up Depot, Drop & Go, ABC Foundation Ltd	64 Banksia Way, Coral Bay	-	11am - 1pm	-	-	-	-	-	Social Enterprise	Compliant - pop-up and 24/7 Drop & Go
Denham - Pop-Up Depot, Drop & Go, ABC Foundation Ltd	9 Francis Rd, Denham	12pm - 5pm	10am - 3pm	12pm - 5pm	12pm - 5pm	10am - 3pm	-	-	Social Enterprise	Compliant - Pop-up
Exmouth - Pop-Up Depot, ABC Foundation Ltd	13 Koolinda Way, Exmouth	-	-	-	-	-	7.30 am - 10.30am	-	Social Enterprise	Compliant - Pop-up
Meekatharra - Depot, ABC Foundation Ltd	18 Marmont St, Meekatharra	-	-	8am - 12pm	-	-	8am - 12pm	-	Social Enterprise	Compliant
Gascoyne Junction - Drop & Go, ABC Foundation Ltd	0	-	-	-	-	-	-	-	Social Enterprise	Compliant
Bibra Lake - Depot, Ability WA	30 Miguel Rd, Bibra Lake	9:30am - 4pm	9:30am - 4pm	9:30am - 4pm	9:30am - 4pm	9:30am - 4pm	8:30am - 12:30pm	-	Social Enterprise	Compliant

*Note - if no hours shown, site is 24/7

A10. LIST OF RPO LOCATIONS AND OPEN HOURS (CONTINUED)

SITE NAME	ADDRESS	MON	TUE	WED	THU	FRI	SAT	SUN	SOCIAL ENTERPRISE	COMPLIANCE TO HOURS
Midvale - Depot, Ability WA	25 Stanhope Gardens, Midvale	9am - 4pm	9am - 4pm	9am - 4pm	9am - 4pm	9am - 4pm	8:30am - 12:30pm	NOT OPEN	Social Enterprise	Compliant
Armadale - Depot, Down Under Recycling	273 South Western Hwy, Armadale	8am - 5pm	8am - 5pm	8am - 5pm	8am - 5pm	8am - 5pm	8am - 1pm	8am - 12pm	No	Compliant
Oakford - Drop & Go, Down Under Recycling	965 Nicholson Rd, Oakford	8:30am - 5:30pm	8:30am - 5:30pm	8:30am - 5:30pm	8:30am - 5:30pm	8:30am - 5:30pm	8:30am - 5pm	8:30am - 5pm	No	Compliant
Port Kennedy - Depot, Bridging The Gap	20 Blackburn Drive, Port Kennedy	9am - 4:30pm	9am - 4:30pm	9am - 4:30pm	9am - 4:30pm	9am - 4:30pm	9am - 4:30pm	9am - 3pm	Social Enterprise	Compliant
Secret Harbour - Drop & Go, Bridging The Gap	Secret Harbour Square - 420 Secret Harbour Blvd & Cnr Warnbro Sound Avenue, Secret Harbour	-	-	-	-	-	-	-	Social Enterprise	Compliant
Tom Price - Depot, Ashburton Aboriginal Corporation	39 Boonderoo Rd, Tom Price	-	-	12pm - 4pm	-	12pm - 4pm	8am - 12pm	-	Social Enterprise	Compliant
Paraburdoo - Pop-Up Depot, Ashburton Aboriginal Corporation	1 Ashburton Ave, Paraburdoo	-	-	-	1pm - 4pm	-	1pm - 4pm	-	Social Enterprise	Compliant - pop-up
Marble Bar - Drop & Go, Ashburton Aboriginal Corporation	17 Francis St, Marble Bar	8am - 12pm	8am - 12pm	8am - 12pm	8am - 12pm	8am - 12pm	6am - 6pm	6am - 6pm	Social Enterprise	Compliant
Mandurah - Depot, CONTAINERS FOR CASH MANDURAH	5 Rafferty Rd, Mandurah	8am - 4:30pm	8am - 4:30pm	8am - 4:30pm	8am - 4:30pm	8am - 4:30pm	8:30am - 4:30pm	9am - 1pm	No	Compliant
Forrestfield - Self-Serve Depot, Exchange Depot	9 Webster Rd, Forrestfield	8am - 4pm	8am - 4pm	8am - 4pm	8am - 4pm	8am - 4pm	8am - 4pm	9am - 2pm	No	Compliant
Kwinana Beach - Self-Serve Depot, Exchange Depot	35 Butcher St, Kwinana Beach	8am - 4pm	8am - 4pm	8am - 4pm	8am - 4:00am	8am - 4pm	8am - 4pm	9am - 2pm	No	Compliant
Esperance - Self-Serve Depot, Exchange Depot	19 Effie Turner Drive, Esperance	8am - 4pm	8am - 4pm	8am - 4pm	8am - 4pm	8am - 4pm	8am - 1pm	-	No	Compliant
Byford - Drop & Go, Exchange Depot	868 South Western Hwy, Byford	-	-	-	-	-	-	-	No	Compliant
Bayswater - Self-Serve Depot, Exchange Depot	27 Moojebing St, Bayswater	8am - 4pm	8am - 4pm	8am - 4pm	8am - 4pm	8am - 4pm	8am - 4pm	9am - 2pm	No	Compliant
Willetton - Depot, Recycle to Change	Unit 1/2, 3 Moonie St, Willetton	8am - 4:30pm	8am - 4:30pm	8am - 4:30pm	8am - 4pm	8am - 4pm	8am - 4pm	-	No	Compliant
Burswood - Drop & Go, Recycle to Change	Corner Glenn Place and Victoria Park Drive, Burswood	-	-	-	-	-	-	-	No	Compliant
Vic Park Community Centre - Drop & Go, Recycle to Change	248 (Lot 10) Gloucester St, East Victoria Park	-	-	-	-	-	-	-	No	Compliant
Australind - Depot, Bunbury Harvey Regional Council	Lot 45 Stanley Rd, Australind	8:30am - 4:30pm	8:30am - 4:30pm	8:30am - 4:30pm	8:30am - 4:30pm	8:30am - 4:30pm	8:30am - 4:30pm	1pm - 4:30pm	No	Compliant
Wedgefield - Depot, Care For Hedland Environmental Association Inc	15 Moorambine St, Wedgefield	8am - 4pm	8am - 4pm	8am - 4pm	8am - 4pm	8am - 4pm	8am - 1pm	-	Social Enterprise	Compliant
Cunderdin CRC - Drop & Go, Avonvalley Cash 4 Containers	57 Main St, Cunderdin	-	-	-	-	-	-	-	No	Compliant
Northam - Depot, Avonvalley Cash 4 Containers	51 Old York Rd, Northam	-	9am - 5pm	9am - 5pm	9am - 5pm	9am - 4pm	9am - 1pm	-	No	Compliant
Wundowie Mens Shed - Drop & Go, Avonvalley Cash 4 Containers	3 Boronia Avenue Wundowie WA 6560, Wundowie	-	-	-	-	-	-	-	No	Compliant

*Note - if no hours shown, site is 24/7

A10. LIST OF RPO LOCATIONS AND OPEN HOURS (CONTINUED)

SITE NAME	ADDRESS	MON	TUE	WED	THU	FRI	SAT	SUN	SOCIAL ENTERPRISE	COMPLIANCE TO HOURS
Exchange Tavern Pingelly - Drop & Go, Avonvalley Cash 4 Containers	1 Pasture St, Pingelly	-	-	-	-	-	-	-	No	Compliant
Council Road Beverley - Drop & Go, Avonvalley Cash 4 Containers	22 Council Rd, Beverley	-	-	-	-	-	-	-	No	Compliant
Richardson Street Brookton - Drop & Go, Avonvalley Cash 4 Containers	500/507 Richardson St, Brookton	-	-	-	-	-	-	-	No	Compliant
Tammin - Drop & Go, Avonvalley Cash 4 Containers	Tammin Refuse Site Cnr of Hunt and Goldfields Rd Tammin, Tammin	-	-	-	9am - 1pm	-	9am - 1pm	-	No	Compliant
Fremantle - Depot, City of Fremantle	83 Knutsford St, Fremantle	8am - 4:30PM	8am - 4:30pm	-	8am - 4:30pm	8am - 4:30pm	10am - 4pm	12pm - 4pm	No	Compliant
Fremantle - Drop & Go, City of Fremantle	Beach St Carpark South, Beach St, Fremantle	-	-	-	-	-	-	-	No	Compliant
Boddington - Pop-Up Depot, Community Recycling WA	Bannister Rd, Boddington	-	-	-	9am - 1pm	-	-	-	Social Enterprise	Compliant - Pop-up
Falcon - Depot, Community Recycling WA	39 Galbraith Loop, Falcon	8am - 4pm	8am - 4pm	8am - 4pm	8am - 4pm	8am - 4pm	8am - 4pm	-	Social Enterprise	Compliant
Mandurah - Drop & Go, Community Recycling WA	Lane Group Stadium Clarice St, Mandurah	-	-	-	-	-	-	-	Social Enterprise	Compliant
Baldivis - Pop-Up Depot, Community Recycling WA	The Baldivis Recreation Centre, Baldivis	9am - 1pm	-	-	9am - 1pm	-	-	-	Social Enterprise	Compliant - Pop-up
Rockingham - Depot, Community Recycling WA	19 Dixon Rd, Rockingham	8am - 4pm	8am - 4pm	8am - 4pm	8am - 4pm	8am - 4pm	8am - 4pm	-	Social Enterprise	Compliant
Pinjarra - Pop-Up Depot, Community Recycling WA	James St, Pinjarra	-	9am - 1pm	-	-	-	-	-	Social Enterprise	Compliant - Pop-up
Mundijong - Pop-Up Depot, Community Recycling WA	Mundijong Park Mundijong Park, Mundijong	-	-	-	9am - 1pm	-	-	-	Social Enterprise	Compliant - Pop-up
Waroona - Pop-Up Depot, Community Recycling WA	Millar St, Waroona	-	-	9am - 1pm	-	-	-	-	Social Enterprise	Compliant - Pop-up
Boddington - Drop & Go, Community Recycling WA	20 Bannister Rd, Boddington	-	-	-	9am - 12pm	-	9am - 12pm	-	Social Enterprise	Compliant
Dawesville - Drop & Go, Community Recycling WA	Ocean Rd Sports Pavilion, Moora Close, Dawesville	-	-	-	-	-	-	-	Social Enterprise	Compliant
Dampier Peninsular - Depot, Djarindjin Aboriginal Corporation	Djarindjin Community, MUNS workshop, Dampier Peninsula	-	-	12pm - 4:00pm	-	-	9am - 1pm	-	Social Enterprise	Compliant
Balgo - Pop-Up Depot, Job Pathways	Lot 50 Balgo Community, Halls Creek	-	1pm - 3pm	-	-	-	-	-	Social Enterprise	Compliant
Doon Doon - Pop-Up Depot, Job Pathways	Caltex Rdhouse, Woolah Community, Station St, Durack	-	-	-	1pm - 3pm	-	-	-	Social Enterprise	Compliant - pop-up
Halls Creek - Depot, Job Pathways	5 Neighbour St, Halls Creek	-	-	1pm - 3pm	1pm - 3pm	-	8am - 12pm	-	Social Enterprise	Compliant - 24/7 fenceline bag drop
Kalumburu - Pop-Up Depot, Job Pathways	72c Carson St Kalumburu, Kalumburu	-	-	-	-	-	-	-	Social Enterprise	Compliant
Kununurra - Depot, Job Pathways	21 Mango St, Kununurra	8am - 12pm	8am - 12pm	8am - 12pm	8am - 12pm	8am - 12pm	8am - 12pm	-	Social Enterprise	Compliant
Warmun - Pop-Up Depot, Job Pathways	Lot 54, Warmun	-	2pm - 4pm	-	-	-	-	-	Social Enterprise	Compliant - pop-up
Wyndham - Pop-Up Depot, Job Pathways	1 Ord St Wyndham	-	9am - 12pm	-	-	-	-	-	Social Enterprise	Compliant - Pop-up

*Note - if no hours shown, site is 24/7

A10. LIST OF RPO LOCATIONS AND OPEN HOURS (CONTINUED)

SITE NAME	ADDRESS	MON	TUE	WED	THU	FRI	SAT	SUN	SOCIAL ENTERPRISE	COMPLIANCE TO HOURS
Wyndham - Drop & Go, Job Pathways	1 Ord St, Wyndham	8am - 10am	8am - 10am	8am - 10am	-	-	8am - 12pm	-	Social Enterprise	Compliant
Kununurra - Pop-Up Depot, Job Pathways	5 Konkerberry Drive, Kununurra	-	-	9am - 4pm	9am - 4pm	9am - 4pm	8am - 1pm	-	Social Enterprise	Compliant
Canningvale - Depot, Good Sammy Recycling	33-35 Banister Rd, Canningvale	9am - 5pm	9am - 5pm	9am - 5pm	9am - 5pm	9am - 5pm	9am - 5pm	12pm - 5pm	Social Enterprise	Compliant
Willetton - Drop & Go, Good Sammy Recycling	147 High Rd, Willetton	9am - 5pm	9am - 5pm	9am - 5pm	9am - 6:30pm	9am - 5pm	9am - 5pm	12pm - 4:30pm	Social Enterprise	Compliant
Cannington - Drop & Go, Good Sammy Recycling	1293 - 1295 Albany Hwy, Cannington	9am - 4:30pm	9am - 4:30pm	9am - 4:30pm	9am - 6pm	9am - 4:30pm	9am - 4:30pm	12pm - 4pm	Social Enterprise	Compliant
Gosnells - Drop & Go, Good Sammy Recycling	2282 & 2288 Albany Hwy, Gosnells	9am - 4:30pm	9am - 4:30pm	9am - 4:30pm	9am - 4:30pm	9am - 4:30pm	9am - 4:30pm	12pm - 4pm	Social Enterprise	Compliant
Mandurah - Drop & Go, Good Sammy Recycling	120 Pinjarra Rd, Mandurah	9am - 5:30pm	9am - 5:30pm	9am - 5:30pm	9am - 5:30pm	9am - 5:30pm	9am - 5pm	12pm - 5pm	Social Enterprise	Compliant
Booragoon - Drop & Go, Good Sammy Recycling	491 Marmion St, Booragoon	9am - 5pm	9am - 5pm	9am - 5pm	9am - 5pm	9am - 5pm	9am - 5pm	12pm - 4:30pm	Social Enterprise	Compliant
Osborne Park - Drop & Go, Good Sammy Recycling	320 Selby St, Osborne Park	9am - 5pm	9am - 5pm	9am - 5pm	9am - 6:30pm	9am - 5pm	9am - 5pm	12pm - 4:30pm	Social Enterprise	Compliant
Malaga - Drop & Go, Good Sammy Recycling	23 Bonner Drive, Malaga	9am - 5pm	9am - 5pm	9am - 5pm	9am - 5pm	9am - 5pm	9am - 5pm	12pm - 4:30pm	Social Enterprise	Compliant
Wanneroo - Depot, Good Sammy Recycling	Unit 8, Drovers Market Pl, Wanneroo	8am - 4pm	8am - 4pm	8am - 4pm	8am - 4pm	8am - 4pm	8am - 4pm	10am - 3pm	Social Enterprise	Compliant
Wanneroo - Drop & Go, Good Sammy Recycling	Unit 12, Drovers Market Pl, Wanneroo	9am - 5pm	9am - 5pm	9am - 5pm	9am - 6:30pm	9am - 5pm	9am - 5pm	12pm - 4:30pm	Social Enterprise	Compliant
Butler - Drop & Go, Good Sammy Recycling	8 Butler Boulevard, Butler	9am - 4:30PM	9am - 4:30pm	9am - 4:30pm	9am - 4:30pm	9am - 4:30pm	9am - 4:30pm	12pm - 4pm	Social Enterprise	Compliant
Southern River - Drop & Go, Good Sammy Recycling	712 Ranford Rd, Southern River	9am - 5pm	9am - 5pm	9am - 5pm	9am - 5pm	9am - 5pm	9am - 5pm	12pm - 4:30pm	Social Enterprise	Compliant
Belmont - Drop & Go, Good Sammy Recycling	Unit 8/199 Abernethy Rd, Belmont	9am - 5pm	9am - 5pm	9am - 5pm	9am - 6:30pm	9am - 5pm	9am - 5pm	12pm - 4:30pm	Social Enterprise	Compliant
Mount Lawley - Drop & Go, Good Sammy Recycling	768 Beaufort St, Mount Lawley	9am - 5pm	9am - 5pm	9am - 5pm	9am - 5pm	9am - 5pm	9am - 5pm	12pm - 4:30pm	Social Enterprise	Compliant
Subiaco - Drop & Go, Good Sammy Recycling	28 Rokeby Rd, Subiaco	9am - 5pm	9am - 5pm	9am - 5pm	9am - 6:30pm	9am - 5pm	9am - 5pm	12pm - 4:30pm	Social Enterprise	Compliant
Balcatta - Drop & Go, Good Sammy Recycling	6/39 Erindale Rd, Balcatta	9am - 5pm	9am - 5pm	9am - 5pm	9am - 5pm	9am - 5pm	9am - 5pm	12pm - 4:30pm	Social Enterprise	Compliant
Kelmscott - Drop & Go, Good Sammy Recycling	Shop 18/2784 Albany Hwy, Kelmscott	9am - 5pm	9am - 5pm	9am - 5pm	9am - 5pm	9am - 5pm	9am - 5pm	12pm - 4:30pm	Social Enterprise	Compliant
Port Kennedy - Drop & Go, Good Sammy Recycling	2/11 Sunlight Drive, Port Kennedy	9am - 5pm	9am - 5pm	9am - 5pm	9am - 5pm	9am - 5pm	9am - 5pm	12pm - 4:30pm	Social Enterprise	Compliant
Kwinana Town Centre - Drop & Go, Good Sammy Recycling	Shop 22, 40-46 Mears Avenue, Kwinana Town Centre	9am - 5pm	9am - 5pm	9am - 5pm	9am - 5pm	9am - 5pm	9am - 5pm	-	Social Enterprise	Compliant
South Lake - Drop & Go, Good Sammy Recycling	Shop 46, 620 North Lake Rd, South Lake	9am - 5pm	9am - 5pm	9am - 5pm	9am - 5pm	9am - 5pm	9am - 5pm	12pm - 4:30pm	Social Enterprise	Compliant
Fremantle - Drop & Go, Good Sammy Recycling	3-19 William St, Fremantle	9am - 5pm	9am - 5pm	9am - 5pm	9am - 5pm	9am - 5pm	9am - 5pm	12pm - 4:30pm	Social Enterprise	Compliant
WARRRL Office Subiaco - Drop & Go, Good Sammy Recycling	Containers for Change HQ, U2, Ground Floor, 1 Centro Ave, Subiaco	10am - 3pm	10am - 3pm	10am - 3pm	10am - 3pm	-	-	-	Social Enterprise	Not Compliant
Robinson Reserve - Drop & Go, Good Sammy Recycling	Robinson Reserve, 29 Park St (Eldorado St), Tuart Hill	-	-	-	-	-	-	-	Social Enterprise	Compliant

*Note - if no hours shown, site is 24/7

A10. LIST OF RPO LOCATIONS AND OPEN HOURS (CONTINUED)

SITE NAME	ADDRESS	MON	TUE	WED	THU	FRI	SAT	SUN	SOCIAL ENTERPRISE	COMPLIANCE TO HOURS
Herb Graham Reserve - Drop & Go, Good Sammy Recycling	Herb Graham Recreation Centre, 38 Ashbury Crescent, Mirrabooka	-	-	-	-	-	-	-	Social Enterprise	Compliant
Bina Parkland - Drop & Go, Good Sammy Recycling	Bina Parkland, 50 Wallington Rd, Balga	-	-	-	-	-	-	-	Social Enterprise	Compliant
Trigg Island North Car Park - Drop & Go, Good Sammy Recycling	368 West Coast Drive, Trigg	-	-	-	-	-	-	-	Social Enterprise	Compliant
Balcatta - Depot, Good Sammy Recycling	Unit 11, 257 Balcatta Rd, Unit 11, Balcatta	8:30am - 4:30pm	8:30am - 4:30pm	8:30am - 4:30pm	8:30am - 4:30pm	8:30am - 4:30pm	8:30am - 4:30pm	-	Social Enterprise	Compliant
Recycling Centre Balcatta - Drop & Go, Good Sammy Recycling	238 Balcatta Rd, Balcatta	7:30am - 5pm	7:30am - 4pm	7:30am - 4pm	7:30am - 4pm	7:30am - 4pm	7:30am - 4pm	8am - 4pm	Social Enterprise	Compliant
Tamala Park - Drop & Go, Good Sammy Recycling	0	8am - 4:45pm	8am - 4:45pm	8am - 4:45pm	8am - 4:45pm	8am - 4:45pm	8am - 4:45pm	8am - 4:45pm	Social Enterprise	Compliant
Morley - Drop & Go, Good Sammy Recycling	129 Russell St, Morley	9am - 4:30pm	9am - 4:30pm	9am - 4:30pm	9am - 4:30pm	9am - 4:30pm	9am - 4:30pm	12pm - 4pm	Social Enterprise	Compliant
Maddington - Drop & Go, Good Sammy Recycling	0	9am - 4:30pm	9am - 4:30pm	9am - 4:30pm	9am - 4:30pm	9am - 4:30pm	10am - 3:30pm	Closed - Closed	Social Enterprise	Compliant
Muchea - Drop and Go, Good Sammy Recycling	0	-	-	-	-	-	-	-	Social Enterprise	Compliant
Bindoon - Drop and Go, Good Sammy Recycling	0	-	-	-	-	-	-	-	Social Enterprise	Compliant
Jurien Bay - Depot, Good Sammy Recycling	0	9am - 12pm	9am - 1pm	-	-	-	-	9am - 1pm	Social Enterprise	Compliant
Lancelin - Depot, Good Sammy Recycling	0	-	9am - 1pm	-	-	-	-	9am - 3pm	Social Enterprise	Compliant
Cervantes - Drop & Go, Good Sammy Recycling	0	-	-	-	-	-	-	-	Social Enterprise	Compliant
Woodridge - Drop & Go, Good Sammy Recycling	0	-	-	-	-	-	-	-	Social Enterprise	Compliant
Gingin - Drop & Go, Good Sammy Recycling	0	-	-	-	-	-	-	-	Social Enterprise	Compliant
Hopetoun - Depot, Hopetoun Men In Sheds	86 Tamar St, Hopetoun	-	9am - 3pm	-	9am - 3pm	-	8:30am - 11:30am	-	Social Enterprise	Compliant - 24/7 fenceline bag drop
Kalbarri - Depot, Containers for Cash Kalbarri	54 Atkinson Crescent, Kalbarri	-	-	-	7am - 11am	-	7am - 11am	-	No	Compliant
Narrogin - Depot, Great Southern Waste Disposal	21 Graham Rd, Narrogin	-	-	8am - 12pm	-	-	8am - 12pm	-	No	Compliant
Boyup Brook - Depot, Boyup Brook Lions Club	147 Bode St, Boyup Brook	Not open	Not open	Not open	Not open	Not open	10am - 2pm	11am - 3pm	Social Enterprise	Compliant
Donnybrook - Depot, Lions Club of Donnybrook WA Inc	10 Cherrydale Way, Donnybrook	-	1pm - 5pm	1pm - 5pm	-	9am - 1pm	8am - 12pm	-	Social Enterprise	Compliant
Augusta - Depot, Lions Club of Leeuwin	1 Hillview Rd, Augusta	-	-	-	8am - 12pm	-	8am - 12pm	-	Social Enterprise	Compliant
O'Connor - Self-Serve Depot, WA Container Exchange	29 Bowen St,	8am - 4:30pm	8am - 4:30pm	8am - 4:30pm	8am - 4:30pm	8am - 4:30pm	8am - 3pm	9am - 1pm	No	Compliant
Coogee - Pop-Up Depot, WA Container Exchange	19 Arlington Loop	-	2pm - 4pm	-	2pm - 4pm	-	-	-	No	Compliant - Pop-up
Hamilton Hill - Drop & Go, WA Container Exchange	5/57 Rockingham Rd, Hamilton Hill	-	-	-	-	-	-	-	No	Compliant
Fitzroy Crossing - Drop & Go, Marra Worra Worra Aboriginal Corporation	158 Great Northern Hwy, Fitzroy Crossing	-	-	-	-	-	-	-	Social Enterprise	Compliant

*Note - if no hours shown, site is 24/7

A10. LIST OF RPO LOCATIONS AND OPEN HOURS (CONTINUED)

SITE NAME	ADDRESS	MON	TUE	WED	THU	FRI	SAT	SUN	SOCIAL ENTERPRISE	COMPLIANCE TO HOURS
Noonkanbah Community - Drop & Go, Marra Worra Worra Aboriginal Corporation	Yungnora Community - Marra Worra Worra Activity Yard, Fitzroy Crossing	8am - 3pm	8am - 3pm	8am - 3pm	8am - 3pm	8am - 3pm	8am - 12pm	-	Social Enterprise	Compliant
Broome - Depot, Nirrumbuk Environmental Health and Services	29 Clementson St, Broome	9am - 4pm	9am - 4pm	9am - 4pm	9am - 4pm	9am - 4pm	9am - 1pm	-	Social Enterprise	compliant
Bidyadanga Community - Drop & Go, Nirrumbuk Environmental Health and Service	Bidyadanga Rd, Lagrange	9am - 4pm	9am - 4pm	9am - 4pm	9am - 4pm	9am - 4pm	9am - 4pm	-	Social Enterprise	Compliant
Derby - Pop-Up, Nirrumbuk Environmental Health and Services Pty Ltd	2 Russ St, Derby	-	-	9am - 1pm	9am - 1pm	9am - 1pm	-	-	Social Enterprise	Compliant - pop-up
Karratha - Depot, North West Recycling	25 CRANE CIRCLE, Karratha	9am - 5pm	9am - 5pm	9am - 5pm	9am - 5pm	9am - 5pm	8am - 12pm	-	No	Compliant
Onslow - Pop-Up Depot, North West Recycling	47 Third Ave, Onslow	-	-	12pm - 6pm	8am - 12pm	-	-	-	No	Compliant - pop-up
Pannawonica - Pop-Up Depot, North West Recycling	192 Pannawonica Drive, Pannawonica	-	-	2pm - 6pm	8am - 12pm	-	-	-	No	Compliant - pop-up
Wickham - Pop-Up Depot, North West Recycling	Carse St, Wickham	-	-	-	-	-	8am - 12pm	-	No	Compliant
Roebourne - Drop & Go, North West Recycling	22 to 24 Roe St, Roebourne	-	-	-	-	-	-	-	No	Compliant
Fortescue Roadhouse - Drop & Go, North West Recycling	51 North West Costal High Way, Mardie	-	-	-	-	-	-	-	No	Compliant
Nanutarra Roadhouse - Drop & Go, North West Recycling	LOT 4 Tourist Drive 354, Nanutarra	-	-	-	-	-	-	-	No	Compliant
Peedamulla - Drop & Go, North West Recycling	Peedamulla Station, Peedamulla	-	-	-	-	-	-	-	No	Compliant
Yandeyarra Community - Drop & Go, North West Recycling	Yandeyarra Rd Yandeyarra Community, Port Hedland	6am - 6pm	6pm - 6am	6am - 6pm	6am - 6pm	6am - 6pm	6am - 6pm	6am - 6pm	No	Compliant
Bruce Rock - Drop & Go, Wheatbelt Cash for Containers	40-42 Johnson St, Bruce Rock	-	-	-	-	-	-	-	No	Compliant
Merredin - Depot, Wheatbelt Cash for Containers	3 Benson Rd, Merredin	-	-	12pm - 5pm	12pm - 5pm	12pm - 5pm	9am - 1pm	-	No	Compliant
Westonia - Drop & Go, Wheatbelt Cash for Containers	32 Wolfram St, Westonia	-	-	-	-	-	-	-	No	Compliant
Southern Cross - Drop & Go, Wheatbelt Cash for Containers	46 Achernar St,	-	-	-	-	-	-	-	No	Compliant
Mukinbudin - Drop & Go, Wheatbelt Cash for Containers	Lot 144 Bent St, Mukinbudin	-	-	-	-	-	-	-	No	Compliant
East Bunbury - Self-Serve Depot, Return-It	6 Zaknic Place, East Bunbury	8am - 4pm	8am - 4pm	8am - 4pm	8am - 4pm	8am - 4pm	8am - 4pm	8am - 4pm	No	Compliant
Busselton - Depot, Return-It	8 Wright St, Busselton	8am - 4pm	8am - 4pm	8am - 4pm	8am - 4pm	8am - 4pm	8am - 4pm	8am - 4pm	No	Compliant
Welshpool - Depot, Return-It	2/16 Kewdale Rd, Kewdale	7:30am - 5pm	7:30am - 5pm	7:30am - 5pm	7:30am - 5pm	7:30am - 5pm	8am - 4pm	8am - 4pm	No	Compliant
Cockburn Central - Depot, Return-It	12 Blackly Row, Cockburn Central	7:30am - 5pm	7:30am - 5pm	7:30am - 5pm	7:30am - 5pm	7:30am - 5pm	8am - 4pm	8am - 4pm	No	Compliant

*Note - if no hours shown, site is 24/7

A10. LIST OF RPO LOCATIONS AND OPEN HOURS (CONTINUED)

SITE NAME	ADDRESS	MON	TUE	WED	THU	FRI	SAT	SUN	SOCIAL ENTERPRISE	COMPLIANCE TO HOURS
Shenton Park - Self-Serve Depot, Return-It	10 Selby St, Shenton Park	8am - 4pm	8am - 4pm	8am - 4pm	8am - 4pm	8am - 4pm	8am - 4pm	9am - 3pm	No	Compliant
Balcatta - Depot, Return-It	2/20 Abrams St, Balcatta	7:30am - 5pm	7:30am - 5pm	7:30am - 5pm	7:30am - 5pm	7:30am - 5pm	8am - 4pm	8am - 4pm	No	Compliant
Malaga - Self-Serve Depot, Return-It	14 Century Rd, Malaga	7:30am - 5pm	7:30am - 5pm	7:30am - 5pm	7:30am - 5pm	7:30am - 5pm	8am - 4pm	8am - 4pm	No	Compliant
Clarkson - Self-Serve Depot, Return-It	23 Caloundra Rd, Clarkson	7:30am - 5pm	7:30am - 5pm	7:30am - 5pm	7:30am - 5pm	7:30am - 5pm	8am - 4pm	8am - 4pm	No	Compliant
Wonthella - Self-Serve Depot, Return-It	8 Bradford St, Wonthella	7:30am - 5pm	7:30am - 5pm	7:30am - 5pm	7:30am - 5pm	7:30am - 5pm	8am - 4pm	8am - 4pm	No	Compliant
Geraldton - Drop & Go, Return-It	Rigters Supa IGA Car Park, Geraldton	-	-	-	-	-	-	-	No	Compliant
Kalgoorlie - Drop & Go, Return-It	80 Brookman St, Kalgoorlie	-	-	-	-	-	-	-	No	Compliant
West Kalgoorlie - Depot, Return-It	5 Brooks Way, West Kalgoorlie	8am - 4pm	8am - 4pm	8am - 4pm	8am - 4pm	8am - 4pm	8am - 4pm	9am - 3pm	No	Compliant
Joondalup - Depot, Return-It	5 Winton Rd, Joondalup	7:30AM - 5pm	7:30am - 5pm	7:30am - 5pm	7:30am - 5pm	7:30am - 5pm	8am - 4pm	8am - 4pm	No	Compliant
Drummond Cove - Drop & Go, Return-It	0	-	-	-	-	-	-	-	No	Compliant
Bellevue - Depot, Recyclers for Change Midland	4 Moore Avenue	9am - 4:30pm	9am - 4:30pm	9am - 4:30pm	9am - 4:30pm	9am - 4:30pm	8:30am - 12:30pm	-	Social Enterprise	Compliant
Middle Swan - Drop & Go, Recyclers for Change Midland	462 Great Northern Hwy, Middle Swan	8am - 4pm	8am - 4pm	8am - 4pm	8am - 4pm	8am - 4pm	8am - 4pm	8am - 4pm	Social Enterprise	Compliant
Foodbank - Drop & Go, Recyclers for Change Midland	Foodbank, 23 Abbott Rd, Perth Airport	9am - 5:00AM	9am - 5pm	9am - 5pm	9am - 5pm	9am - 5pm	9am - 5pm	Closed - Closed	Social Enterprise	Compliant
Goomalling - Depot, Xtreme Rhino Enterprises	62 Main St, Goomalling	-	-	-	9am - 5pm	-	8am - 12pm	-	No	Compliant
Toodyay - Depot, Xtreme Rhino Enterprises	22 Stirling Terrace, Toodyay	-	8am - 5pm	-	-	1pm - 5pm	8am - 12pm	-	No	Compliant
Perth - Depot, City of Perth	8 Aberdeen St	10am - 4pm	10am - 4pm	10am - 4pm	10am - 4pm	10am - 4pm	10am - 1pm	10am - 1pm	No	Compliant
Roe St - Self-Serve Kiosk, City of Perth	CCP Roe St Car Park, 68 Roe St, Northbridge	10am - 4pm	10am - 4pm	10am - 4pm	10am - 4pm	10am - 4pm	10am - 1pm	10am - 1pm	No	Compliant
Newman Waste Facility - Depot, Shire of East Pilbara	Newman Waste Management Facility, Newman	-	-	-	-	-	8am - 4pm	-	No	Compliant
Port Denison - Depot, Shire of Irwin	Lot 300 Dee St, Port Denison	-	-	-	-	9am - 1:30pm	9am - 1:30pm	-	No	Compliant
Mundaring - Depot, Mundaring Community Recycling Centre	Lot 385 Coppin Rd, Mundaring	8:30am - 3:30pm	8:30am - 3:30pm	-	12:30pm - 4:30pm	12:30pm - 4:30pm	8:30am - 3:30pm	8:30am - 3:30pm	No	Compliant
Quairading - Depot, Shire of Quairading	Lot 333 Reserve No 16735 Quairading- Cunderdin Rd, Quairading	8am - 5pm	-	-	-	8am - 5pm	8am - 1pm	8am - 1pm	No	Compliant
Malaga - Depot, Scouts WA Recycling	303 Victoria Rd, Malaga	8:30am - 4:30pm	8:30am - 4:30pm	8:30am - 4:30pm	8:30am - 4:30pm	8:30am - 4:30pm	9am - 4pm	10am - 3pm	Social Enterprise	Compliant
Cockburn Central - Depot, Scouts WA Recycling	54 - 56 Cooper Rd, Cockburn Central	8:30am - 4:30pm	8:30am - 4:30pm	8:30am - 4:30pm	8:30am - 4:30pm	8:30am - 4:30pm	9am - 4pm	10am - 3pm	Social Enterprise	Compliant
Kenwick - Depot, Scouts WA Recycling	1729 Albany Hwy, Kenwick	8:30am - 4:30pm	8:30am - 4:30pm	8:30am - 4:30pm	8:30am - 4:30pm	8:30am - 4:30pm	9am - 4pm	10am - 3pm	Social Enterprise	Compliant
Wangara - Depot, Scouts WA Recycling	29 Dellamarta Rd, Wangara	8:30am - 4:30pm	8:30am - 4:30pm	8:30am - 4:30pm	8:30am - 4:30pm	8:30am - 4:30pm	9am - 4pm	10am - 3pm	Social Enterprise	Compliant

*Note - if no hours shown, site is 24/7

A10. LIST OF RPO LOCATIONS AND OPEN HOURS (CONTINUED)

SITE NAME	ADDRESS	MON	TUE	WED	THU	FRI	SAT	SUN	SOCIAL ENTERPRISE	COMPLIANCE TO HOURS
Rottnest Island (Peddle and Flipper) - Drop & Go, Scouts WA Recycling	Bedford Ave, Rottnest Island Peddle and Flipper, Rottnest Island	-	-	-	-	-	-	-	Social Enterprise	Compliant
Geordie Bay Rottnest - Drop & Go, Scouts WA Recycling	0	6am - 6pm	6am - 6pm	6am - 6pm	6am - 6pm	6am - 6pm	6am - 6pm	6am - 6pm	Social Enterprise	Compliant
Mandurah - Depot, Mandurah Recycling	13 Gordon Rd, Mandurah	8am - 4pm	8am - 4pm	8am - 4pm	8am - 4pm	8am - 4pm	8am - 4pm	-	No	Compliant
Wyalkatchem - Depot, Wyalkatchem Men's Shed (Inc)	36-38 Flint St, Wyalkatchem	-	8am - 12pm	-	-	-	8am - 12pm	-	Social Enterprise	Compliant
Rockingham - Depot, Cash for Containers Rockingham	31 Crompton Rd	8am - 4:30pm	8am - 4:30pm	8am - 4:30pm	8am - 4:30pm	8am - 4:30pm	8am - 12pm	-	No	Compliant
Shoalwater - Drop & Go, Cash for Containers Rockingham	Shoal Water Shopping Centre 117 Safety Bay Rd, Shoalwater (WA)	-	-	-	-	-	-	-	No	Compliant
Bullsbrook - Depot, City of Swan	121 Stock W Rd, Bullsbrook	8:30am - 11:30am	-	-	8:30am - 4:30pm	8:30am - 4:30pm	8:30am - 4:30pm	8:30am - 4:30pm	No	Compliant
Welshpool - Depot, Container Refunder	53 Felspar St	7am - 4pm	7am - 4pm	7am - 4pm	7am - 4pm	7am - 4pm	8:30am - 1:30pm	-	No	Compliant
Osborne Park - Depot, Container Refunder	81 Hector St West, Osborne Park	8:30AM - 5pm	8:30am - 5pm	8:30am - 5pm	8:30am - 5pm	8:30am - 5pm	8:30am - 4:30pm	9am - 3pm	No	Compliant
Padbury - Pop-Up Depot, Container Refunder	McDonald Reserve, Padbury	-	-	-	9am - 2:30pm	-	-	-	No	Compliant - Pop-up
Ocean Reef - Pop-Up Depot, Container Refunder	Venturi Drive, Ocean Reef	-	-	-	-	9:30pm - 2pm	-	-	No	Compliant - Pop-up
Koondoola - Pop-Up Depot, Container Refunder	20 Burbridge Way, Koondoola	-	-	9:30am - 3pm	-	-	-	-	No	Compliant - Pop-up
Iluka - Pop-Up Depot, Container Refunder	6 Miami Beach Promenade,	-	-	-	9am - 1:30pm	-	-	-	No	Compliant - Pop-up
Manning Farmers Market - Pop-Up Depot, Container Refunder	Corner Manning and Elderfield Rd, Karawara	-	-	-	-	-	7:30am - 12:30pm	-	No	Compliant - Pop-up
Victoria Park Community Market - Pop-Up Depot, Container Refunder	Kent St, East Victoria Park	-	-	-	-	-	-	8am - 12pm	No	Compliant - Pop-up
Mindarie - Pop-Up Depot, Container Refunder	Rothsay Heights	9am - 1pm	-	-	-	-	-	-	No	Compliant - Pop-up
Whiteman Park - Pop-Up Depot, Container Refunder	East side of Starflower Rd just after Barrambie Way intersection, Whiteman	-	9:30am - 2:30pm	-	-	-	8am - 3:30pm	-	No	Compliant - Pop-up
Girrawheen - Pop-Up Depot, Container Refunder	33 Hudson Avenue, Girrawheen	9:30AM - 2:30pm	-	-	-	-	-	-	No	Compliant - Pop-up
Claremont Showgrounds - Drop & Go, Container Refunder	Ashton Crescent	7am - 7pm	7am - 7pm	7am - 7pm	7am - 7pm	7am - 7pm	7am - 7pm	7am - 7pm	No	Compliant
Mount Claremont - Drop & Go, Container Refunder	Brockway Rd, Mount Claremont	-	-	-	-	-	-	-	No	Compliant
Craigie - Pop-Up Depot, Container Refunder	Warrandyte Park, Warrandyte Dve	-	9:30am - 1:30pm	-	-	-	-	-	No	Compliant - Pop-up
Leeming - Pop-Up Depot, Container Refunder	Beasley Reserve, Beasley Rd, Leeming	-	-	-	-	9:30am - 1:30pm	-	-	No	Compliant - Pop-up
City Beach - Drop & Go, Container Refunder	Floreat Surf Life Saving Club (North side of club), City Beach	-	-	-	-	-	-	-	No	Compliant
Albany - Depot, GREEN SKILLS INC	93 Stead Rd, Centennial Park	10am - 3pm	10am - 3pm	10am - 3pm	10am - 3pm	10am - 3pm	Not open	10am - 2pm	Social Enterprise	Compliant

*Note - if no hours shown, site is 24/7

A10. LIST OF RPO LOCATIONS AND OPEN HOURS (CONTINUED)

SITE NAME	ADDRESS	MON	TUE	WED	THU	FRI	SAT	SUN	SOCIAL ENTERPRISE	COMPLIANCE TO HOURS
Mount Barker - Pop-Up Depot, Drop & Go, GREEN SKILLS INC	Memorial Rd, Mount Barker	-	-	-	-	-	-	9am - 12pm	Social Enterprise	Compliant - pop-up
Kendenup - Drop & Go, GREEN SKILLS INC	Town Hall, Hassell Ave, Kendenup	-	-	-	-	-	-	-	Social Enterprise	Compliant
Cranbrook - Drop & Go, GREEN SKILLS INC	Behind the Gillamii Centre 140 Climie St, Cranbrook	-	-	-	-	-	-	-	Social Enterprise	Compliant
Denmark - Depot, GREEN SKILLS INC	46 East River Rd, Denmark	-	-	12pm - 4pm	-	-	12pm - 4pm	-	Social Enterprise	Compliant
Bridgetown - Depot, Hastie Waste	Recycle Rd, Bridgetown	-	-	7:30am - 12pm	7:30am - 12pm	7:30am - 11am	9am - 4pm	-	No	Compliant
Katanning - Depot, Katanning Environmental Inc	Lot 523 Dore St, Katanning	-	-	-	-	12pm - 4pm	9am - 3pm	-	Social Enterprise	Compliant
Kojonup - Drop & Go, Katanning Environmental Inc	Behind 124 Deli, Kojonup	6am - 6pm	6am - 6pm	6am - 6pm	6am - 6pm	6am - 6pm	6am - 6pm	6am - 6pm	Social Enterprise	Compliant
Gnowangerup - Pop-Up Depot, Drop & Go, Katanning Environmental Inc	Outside Shire Depot, 71 Cecil St, Gnowangerup	-	-	-	-	-	9am - 1pm	-	Social Enterprise	Compliant - 24/7 bag drop
Spencer Park - Depot, Containers For Cash - Spencer Park	1-2 Hardie Rd, Spencer Park	9am - 4pm	9am - 4pm	9am - 4pm	9am - 4pm	9am - 4pm	8:30am - 4pm	11am - 4pm	No	Compliant
Cowaramup - Drop & Go, Margaret River Refund	Sunset Drive, Cowaramup	-	-	-	-	-	-	-	No	Compliant
Dunsborough - Depot, Margaret River Refund	6 Clark St, Dunsborough	-	9am - 4pm	9am - 4pm	9am - 4pm	8am - 12pm	8am - 12pm	-	No	Compliant
Margaret River - Depot, Margaret River Refund	22 Kinsella St, Margaret River	9am - 4pm	8am - 6pm	-	9am - 4pm	9am - 4pm	8am - 12pm	-	No	Compliant
Nannup - Drop & Go, Margaret River Refund	Lot 251 Monaghan St, Nannup	-	-	8am - 11am	-	-	-	-	No	Compliant
Pemberton - Drop & Go, Margaret River Refund	Pemberton CWA, Pemberton	-	-	12pm - 5pm	-	-	12pm - 5pm	12pm - 5pm	No	Compliant
Vasse - Drop & Go, Margaret River Refund	0	-	-	-	-	-	-	-	No	Compliant
Corrigin - Depot, Shire of Corrigin	8 Goyder St, Corrigin	-	-	1pm - 5pm	-	-	8:30am - 12:30pm	-	No	Compliant
York - Depot, Shire of York	13 Maxwell St, York	-	-	10am - 2pm	-	-	10am - 2pm	-	No	Compliant
Landsdale - Self-Serve Depot, The Refund Depot	128 Furniss Rd, Landsdale	8am - 5pm	8am - 5pm	8am - 5pm	8am - 5pm	8am - 5pm	8am - 5pm	8am - 5pm	No	Compliant
Yanchep - Drop & Go, The Refund Depot	2 Bracknell Rd, Yanchep	-	-	-	-	-	-	-	No	Compliant
Wanneroo - Drop & Go, The Refund Depot	22 Crisafulli Ave, Wanneroo	-	-	-	-	-	-	-	No	Compliant
Two Rocks - Drop & Go, The Refund Depot	Two Rocks Marina Boat Ramp, Australis Drive (south), Two Rocks	-	-	-	-	-	-	-	No	Compliant
Merriwa - Drop & Go, The Refund Depot	True North Merriwa	-	-	-	-	-	-	-	No	Compliant
Alkimos - Drop & Go, The Refund Depot	The Gateway Shopping Centre Precinct, Alkimos	-	-	-	-	-	-	-	No	Compliant
Darch - Drop & Go, The Refund Depot	The Darch Plaza, 225 Kingsway, Darch	-	-	-	-	-	-	-	No	Compliant

*Note - if no hours shown, site is 24/7

A10. LIST OF RPO LOCATIONS AND OPEN HOURS (CONTINUED)

SITE NAME	ADDRESS	MON	TUE	WED	THU	FRI	SAT	SUN	SOCIAL ENTERPRISE	COMPLIANCE TO HOURS
Craigie - Drop & Go, The Refund Depot	0	-	-	-	-	-	-	-	No	
Yanchep - Pop-Up Depot, The Refund Depot	0	10am - 3pm	-	-	-	10am - 3pm	-	-	No	Compliant - Pop-up
Leonora - Pop-Up Depot, Shire of Leonora	22 Tower St, Leonora	-	9am - 1pm	-	9am - 1pm	-	-	-	No	Compliant - Pop-up
Northampton - Depot, Northampton Men's Shed	67 Mary St, Northampton	-	-	8:30am - 12:30pm	-	-	8:30am - 12:30pm	-	Social Enterprise	Compliant
Norseman - Depot, The Norseman Men's Shed Association Inc	104 Princep St, Norseman	-	-	-	-	10am - 2pm	10am - 2pm	-	Social Enterprise	Compliant
Wiluna - Depot, Wiluna Traders Recycling Centre	37 Wotton St, Wiluna	-	9am - 12pm	-	9am - 12pm	-	9am - 12pm	-	No	Compliant
Kellerberrin - Depot, Kellerberrin Men's Shed	132 Massingham St, Kellerberrin	-	-	8.30am - 12.30pm	-	-	8.30am - 12.30pm	-	Social Enterprise	Compliant
Morawa - Depot, Motown Community Shed	81 Winfield St, Morawa	-	-	-	9am - 12pm	-	8am - 1pm	-	Social Enterprise	Compliant
Dalwallinu - Drop & Go, Recycle Moore	3 Myers St, Dalwallinu	-	-	-	-	-	-	-	No	Compliant
Moora - Depot, Recycle Moore	Lot 1 Airstrip Rd	-	1pm - 5pm	1pm - 5pm	-	1pm - 5pm	8am - 5pm	8am - 5pm	No	Compliant
Wongan Hills - Drop & Go, Recycle Moore	2 Patterson St Wongan Hills 6603, Wongan Hills	-	-	-	-	-	-	-	No	Compliant
New Norcia - Drop & Go, Recycle Moore	0	-	-	-	-	-	-	-	No	Compliant
Newdegate - Pop-Up Depot, NEWDEGATE MACHINERY FIELD DAYS INCORPORATED	Machinery Field Days Site, Waddell St, Newdegate	-	10am - 2pm	-	-	-	-	-	Social Enterprise	Compliant - pop-up
Lake King - Drop & Go, NEWDEGATE MACHINERY FIELD DAYS INCORPORATED	Nutrien Lake King - 8 Sugg Rd, Lake King	8am - 5pm	8am - 5pm	8am - 5pm	8am - 5pm	8am - 5pm	8am - 12pm	-	Social Enterprise	Compliant
Bremer Bay - Pop-Up Depot, Bremer Bay Community Men's Shed	Bremer Bay Waster Transfer Station Wellstead Rd, Bremer Bay	-	-	-	-	1pm - 4pm	-	12pm - 4:30pm	Social Enterprise	Compliant - Pop-up
Wagin - Depot, All Good Refund Centre	20 Tavistock St, Wagin	-	-	-	9am - 1pm	9am - 1pm	9am - 1pm	-	No	Compliant
Kukerin - Drop & Go, All Good Refund Centre	25 Scadden St, Kukerin	9am - 4pm	9am - 4pm	9am - 4pm	9am - 4pm	9am - 4pm	9am - 4pm	-	No	Compliant
Lake Grace - Drop & Go, All Good Refund Centre	8 Mason St, Lake Grace	5:30am - 5:30pm	5:30am - 5:30pm	5:30am - 5:30pm	5:30am - 5:30pm	5:30am - 5:30pm	6am - 10am	-	No	Compliant
Laverton - Depot, Laverton Sports Club	50 Weld Drive, Laverton (WA)	3pm - 5pm	-	3pm - 5pm	-	-	7am - 11am	-	Social Enterprise	Compliant
Warburton Roadhouse - Drop & Go, Laverton Sports Club	0	9am - 5pm	9am - 5pm	9am - 5pm	9am - 5pm	9am - 5pm	9am - 3pm	9am - 3pm	Social Enterprise	Compliant
Maddington - Depot, Return2Sender	3 Carole Rd, Maddington	8:30am - 4pm	8:30am - 4pm	8:30am - 4pm	8:30am - 4pm	8:30am - 4pm	8:30am - 3:30pm	8am - 10:00pm	No	Compliant
North Dandalup - Depot, ETHOS RECYCLING	4267 South West Hwy, North Dandalup	-	12pm - 5pm	-	12pm - 5pm	-	9am - 1pm	-	No	Compliant
Karnup - Drop & Go, ETHOS RECYCLING	2261 Mandurah Rd, Karnup	-	-	-	-	-	-	-	No	Compliant
South Yunderup - Drop & Go, ETHOS RECYCLING	4 Delta Drive, South Yunderup Rd, South Yunderup	-	-	-	-	-	-	-	No	Compliant

*Note - if no hours shown, site is 24/7

A10. LIST OF RPO LOCATIONS AND OPEN HOURS (CONTINUED)

SITE NAME	ADDRESS	MON	TUE	WED	THU	FRI	SAT	SUN	SOCIAL ENTERPRISE	COMPLIANCE TO HOURS
Cue - Depot, ETHOS RECYCLING	59 Austin St, Cue	-	8am - 12pm	-	-	8am - 12pm	-	-	No	Compliant - pop-up
Mount Magnet - Drop & Go, ETHOS RECYCLING	14 Moses St, Mount Magnet	-	-	-	-	-	-	-	No	Compliant
Cue Roadhouse - Drop & Go, ETHOS RECYCLING	12 Austin St, Cue	-	-	-	-	-	-	-	No	Compliant
Dwellingup - Drop & Go, ETHOS RECYCLING	45 - 47 McLarty St, Dwellingup	-	-	-	-	-	-	-	No	Compliant
Kelmscott - Depot, U CAN RECYCLE WA	223 Railway Ave, Kelmscott	8am - 5pm	8am - 5pm	8am - 5pm		8am - 5pm	8am -	9am - 4pm	No	Compliant
Dianella - Depot, U CAN RECYCLE WA	16 Harold St, Dianella	8am - 4pm	8am - 4pm	8am - 4pm		8am - 4pm		9am - 4pm	No	Compliant
Ellenbrook - Depot, U CAN RECYCLE WA	201 Holdsworth Ave, Ellenbrook	8am - 5pm	8am - 5pm	8am - 5pm		8am - 5pm		9am - 4pm	No	Compliant
Hillarys Boat Harbour South - Drop & Go, U CAN RECYCLE WA	Hillarys Boat Harbour, Hillarys	-	-	-		-		-	No	Compliant
Alexander Heights - Drop & Go, U CAN RECYCLE WA	40 Green Park Rd, Alexander Heights	-	-	-		-		-	No	Compliant
Gwelup - Drop & Go, U CAN RECYCLE WA	Lake Gwelup Christian Church 82 Huntriss Rd, Gwelup	7am - 7pm	7am - 7pm	7am - 7pm		7am - 7pm		9am - 7pm	No	Compliant
Pickering Brook - Drop & Go, U CAN RECYCLE WA	35 Weston Rd, Pickering Brook	-	-	-		-		-	No	Compliant
Duncraig - Drop & Go, U CAN RECYCLE WA	40 Warwick Rd, Duncraig	-	-	-		-		-	No	Compliant
Hillarys Boat Harbour North - Drop & Go, U CAN RECYCLE WA	Hillarys Boat Harbour, Northside Drive, Hillarys	-	-	-		-		-	No	Compliant
Peppermint Grove - Drop & Go, U CAN RECYCLE WA	460 Stirling Hwy, Peppermint Grove	-	-	-		-		-	No	Compliant
Balcatta - Drop & Go, U CAN RECYCLE WA	201 Amelia St, Balcatta	-	-	-		-		-	No	Compliant
Brooklane Shopping Centre - Drop & Go, U CAN RECYCLE WA	80 Maffina Parade, Ellenbrook	-	-	-		-		-	No	Compliant
High Wycombe - Drop & Go, U CAN RECYCLE WA	120 Wittenoom Rd, High Wycombe	-	-	-		-		-	No	Compliant
Yokine - Drop & Go, U CAN RECYCLE WA	10 Wordsworth Ave, Yokine	-	-	-		-		-	No	Compliant
Greenwood - Drop & Go, U CAN RECYCLE WA	7 Liwara Place	-	-	-		-		-	No	Compliant
Charlottes Vineyard Oval - Drop & Go, U CAN RECYCLE WA	CharLottes Vineyard Oval, Everard Avenue, Ellenbrook	-	-	-		-		-	No	Compliant
Ballajura - Drop & Go, U CAN RECYCLE WA	16 Pelican Parade, Ballajura	-	-	-		-		-	No	Compliant
Kallaroo - Drop & Go, U CAN RECYCLE WA	5 Adalia St, Kallaroo	-	-	-				-	No	Compliant
Serpentine - Drop & Go, U CAN RECYCLE WA	0	-	-	-				-	No	Compliant
Bayswater - Drop & Go, U CAN RECYCLE WA	0	-	-	-				-	No	Compliant

*Note - if no hours shown, site is 24/7

A10. LIST OF RPO LOCATIONS AND OPEN HOURS (CONTINUED)

SITE NAME	ADDRESS	MON	TUE	WED	THU	FRI	SAT	SUN	SOCIAL ENTERPRISE	COMPLIANCE TO HOURS
Manjimup - Depot, Southern Forest C4C	0	-	8am - 3pm	-				-	Social Enterprise	Compliant
Harvey - Pop-Up Depot, Cash4Cans	0	-	8am - 12pm	-				-	No	Compliant
Davenport - Depot, Cash4Cans	13 Smokebush Rd, Davenport	8:30am - 4pm	8:30am - 4pm	8:30am - 4pm				Not open	No	Compliant
Collie - Depot, Cash4Cans	0	8:30am - 4pm	-	8:30am - 4pm				-	No	Compliant
Davenport - Drop & Go, Cash4Cans	0	-	-	-				-	No	Compliant
Withers - Drop & Go, Cash4Cans	1 Rotary Avenue, Withers	-	-	-				-	No	Compliant
Capel - Pop-Up Depot, Cash4Cans	0	-	-	-				-	No	Compliant
Darkan - Drop & Go, Cash4Cans	0	-	-	-				-	No	Compliant
Kambalda - Depot, Pitbull Services	0	-	-	-				-	No	Compliant
Coolgardie - Pop-Up Depot, Pitbull Services	0	-	-	-				12pm - 2pm	No	Compliant - Pop-up
Bridgetown - Depot, Purple Plough Pty Ltd	0	-	-	7:30am - 12pm				-	No	Compliant

A10. NUMBER AND TYPE OF EACH REFUND POINT

The number of each type refund point for the metropolitan area and each region operating at the end of the reporting period.

	NON-CORPORATE FOR-PROFIT	CORPORATE NFP	CORPORATE FOR-PROFIT	NON CORPORATE NFP	ABORIGINAL ORGANSIATION	LOCAL GOVERNMENT ENTITY	TOTAL
GASCOYNE	-	-	-	-	5	-	5
GOLDFIELDS - ESPERANCE	4	-	2	4	-	1	11
GREAT SOUTHERN	1	-	-	9	-	-	10
KIMBERLEY	-	-	-	-	15	-	15
MIDWEST	4	-	3	2	1	1	11
PEEL	6	7	-	-	-	-	13
PERTH	60	45	24	2	-	6	137
PILBARA	9	-	-	1	3	1	14
SOUTHWEST	13	-	3	4	-	1	21
WHEATBELT	23	7	-	4	-	3	37
TOTAL	120	59	32	26	24	13	274

A11. COLLECTED CONTAINER DESTINATIONS

Destination (overseas, interstate, local) of collected or returned containers for each material type for the reporting period in metric tonnes.

	ALUMINIUM	GLASS - MIXED	HDPE	LIQUID PAPER BOARD	PET - CLEAR	PET - COLOUR	STEEL	TOTAL
AUSTRALIA	76	40,342	210	-	5,488	224	23	46,363
NSW	-	-	-	-	637	-	23	660
QLD	76	-	-	-	-	-	-	76
SA	-	38,854	-	-	-	-	-	38,854
VIC	-	-	17	-	4,851	224	-	5,092
WA	-	1,488	193	-	-	-	-	1,681
INDIA	52	-	-	-	-	-	23	75
LITHUANIA	-	-	-	-	-	45	-	45
MALAYSIA	1,238	-	-	-	-	84	-	1,322
SOUTH KOREA	2,592	-	-	-	-	-	-	2,592
SPAIN	-	-	-	237	-	-	-	237
THAILAND	1,317	-	-	-	-	-	-	1,317
TOTAL	5,276	40,342	210	237	5,488	353	46	51,952

A12. CDS SERVICES OPERATED BY SOCIAL ENTERPRISES

The number of CDS services that are operated (or jointly operated) by social enterprises, including a breakdown by region, in force at the end of the reporting period, and new operations commencing and operations terminated during the reporting period.

REGION	NUMBER OF SITES
Perth	47
Kimberley	15
Pilbara	4
Great Southern	9
Peel	7
Gascoyne	5
Southwest	4
Goldfields - Esperance	4
Wheatbelt	11
Midwest	3
TOTAL	109

New and terminated refund operated (or jointly operated) by social enterprises.

	NUMBER OF SITES
New social enterprise	3
Withdrawn social enterprise	21

A13. TOTAL PAYMENTS TO SOCIAL ENTERPRISES

Total aggregated payments to social enterprises for CDS services, including a breakdown by region for the reporting period.

	CONTAINERS RETURNED	AMOUNTS PAID
PERTH	173,945,985	\$12,245,797
KIMBERLEY	13,997,151	\$985,399
WHEATBELT	1,823,587	\$128,381
GREAT SOUTHERN	12,032,092	\$847,059
PEEL	1,719,778	\$121,072
GASCOYNE	8,128,770	\$572,265
GOLDFIELDS - ESPERANCE	1,782,829	\$125,511
PILBARA	13,362,340	\$940,709
SOUTHWEST	6,286,376	\$442,561
MIDWEST	2,610,999	\$183,814
TOTAL	235,689,907	\$16,592,569

Additional service fee	\$177,917
Disability Labour Subsidy	\$184,445

A14. SCHEME ACCOUNTS REGISTERED TO SOCIAL ENTERPRISES

The number of customer scheme accounts that are registered to social enterprises. Total aggregated payments to social enterprises through customer scheme accounts for the reporting period.

	SCHEME ACCOUNTS	COLLECTION QUANTITY	PAYMENT AMOUNT
COMMUNITY GROUPS	4411	16,815,745	\$1,681,575
CHARITY	1809	13,957,703	\$1,395,770
SCHOOL	1329	3,693,202	\$369,320
TOTAL	7,549	34,466,650	\$3,446,665

A15. TOTAL NUMBER OF CDS EMPLOYEES/VOLUNTEERS

An estimate of the total number of direct paid and unpaid (volunteer) employees involved with CDS services, including a breakdown by region, at the end of the reporting period.

An estimate of the total number of direct employment positions occupied by people with disabilities and people unemployed for 52 weeks or longer, including a breakdown by region, at the end of the reporting period.

	PERTH METRO/PEEL	SOUTHWEST	PILBARA	KIMBERLEY	MIDWEST	WHEATBELT	GOLDFIELDS - ESPERANCE	GREAT SOUTHERN	GASCOYNE	TOTAL
TOTAL EMPLOYEES	513	98	52	34	38	46	40	55	20	896
Total employees – Male	328	60	33	30	29	26	26	23	13	568
Total employees – Female	183	38	19	3	9	20	14	17	7	310
Total employees – Non-binary	2	0	0	0	0	0	0	0	0	2
How many of these employees would prefer not to disclose their gender?	0	0	0	1	0	0	0	15	0	16
How many of these employees are long term unemployed?	64	5	16	8	0	13	2	7	3	118
How many of these employees are disadvantaged? (lack of resources to meet basic needs).	52	5	16	9	3	0	4	3	3	95
Sum of How many of these employees are living with a disability?	86	4	4	1	1	11	1	5	2	115
Sum of How many of these employees identify as Aboriginal and Torres Strait Islander?	13	4	12	15	3	2	6	0	8	63
APPRENTICES OR TRAINEES	10	0	0	0	0	0	0	0	0	10
Male	9	0	0	0	0	0	0	0	0	9
Female	1	0	0	0	0	0	0	0	0	1
Non-binary	0	0	0	0	0	0	0	0	0	0
How many of these apprentices/trainees would prefer not to disclose their gender?	0	0	0	0	0	0	0	0	0	0
How many of these apprentices/trainees identify as Aboriginal and Torres Strait Islander?	1	0	0	0	0	0	0	0	0	1
How many people do you have volunteering at your Refund Point?	6	38	10	0	15	33	9	30	3	144

A17. NUMBER OF FALSE CLAIMS REFERRED TO THE DEPARTMENT

The number of false claims referred to the department responsible for administering Part 5A of the Waste Avoidance and Resource Recovery Act 2007 (the Act) for enforcement action during the reporting period: **Nil**

A18. PUBLIC EDUCATION AND AWARENESS

The amount of funds spent by the coordinator on public education and awareness during the reporting period; a summary of actions taken to promote the CDS and refund point locations during the reporting period; and results of surveys undertaken on the level of public awareness about the CDS.

The total amount spent on advertising during the period 1 July 2023 to 30 June 2024 was \$3.53m. The total amount spent on marketing activity (excluding advertising and including business development) during the period 1 July 2023 to 30 June 2024 was \$2.56m.

The successful marketing campaign Don't Feed the Fill launched in October 2021 and was retired in February 2024. It was replaced by Ways to Return, where the focus is on addressing the barriers to access and convenience and supporting strategic initiatives to continue to position C4C in the mind of WA consumers as being a positive motivator in saving containers, as demonstrated by increases in recovery rates and through consumer research. FY24 saw a continued focus on driving awareness through 'always on' advertising and addressing the barriers of access and convenience with a focus on the ways and places to return.

Across both Don't Feed the Fill in H1 and Ways to Return in H2, paid media focused across linear TV, digital video, cinema, radio, outdoor, press, digital, social and search.

The success of the marketing campaigns is reflected in performance against several key metrics: recovery rates, prompted awareness and likelihood to use the Scheme.

CoreData WA conducted an 8-minute online quantitative survey of n=600 West Australians aged 18+ (obtained by external panel) between 19th – 25th June 2024. The sample was representative of the WA population by age, gender, and metro/regional location. Awareness of C4C is at an all time high, driven by an increase amongst young adults without kids and empty nesters.

91% of all West Australians are now aware of Containers for Change, a significant increase from 87% late last year. Awareness has increased significantly among young adults without kids (84%, up from 75% in Nov 2023) and awareness has also increased significantly among empty nesters aged 60+ (96%, up from 88% in Nov 2023), which has resulted in a slight increase in usage (83% up from 76% in Nov 2023).

The survey has highlighted that it easier and more convenient ways to return containers. Pleasingly, awareness of almost all types of collection points has increased significantly since last year. As a result, 94% of West Australians are now aware of at least one collection point, up significantly from 88% last survey.

These findings provide an indication of the success of the move to the 'Ways to Return' campaign, with use of Containers for Change increasing to its highest level thus far.

In total, 84% of Perth metro residents and 91% of regional WA residents say they have participated in Containers for Change, a record high in both areas.

A24. WORKSAFE NOTICES

WORKSAFE NOTICE #	NETWORK PARTICIPANT	DATE	IN RELATION TO:	DATE COMPLIED:	WARRRL ACTION
I90028411	GSE - Wanneroo	7.3.24	Training for manual handling tasks	3.5.24	CA completed and verified
I90028414	GSE- Wanneroo	8.3.24	Management of potential heat stress	9.4.24	CA completed and verified
P901026947	Great Southern Waste Disposal MRF	28.11.23	Unsafe conveyer belt machine	5.1.24	CA completed and verified
I90026971		28.11.23	RCD and test and tag unmaintained		Currently working through a rectification plan with Scheme Integrity
I90026969		28.11.23	Workers not supervised or instructed about PPE		
I90026968		28.11.23	Inadequate PPE available		
I90026967		28.11.23	No emergency procedures in place		
I90026966		28.11.23	Faded and illegible safety signage throughout facility		
I90026965		28.11.23	Unsecure gas bottles at rear of facility	13.2.23	CA completed and verified
I90026964		28.11.23	Fire extinguishers not installed correctly, serviced or available	13.2.23	CA completed and verified
I90026963		28.11.23	Unsecured plastic bails posing hazard of falling	13.2.23	CA completed and verified
I90026962		28.11.23	Slip, trip and fall hazard near roller door		Currently working through a rectification plan with Scheme Integrity
I90026961		28.11.23	Inadequate facilities for workers		

A24. WORKSAFE NOTICES

(CONTINUED)

WORKSAFE NOTICE #	NETWORK PARTICIPANT	DATE	IN RELATION TO:	DATE COMPLIED:	WARRRL ACTION
I90026959		28.11.23	Inadequate lighting in warehouse		
I90026957		28.11.23	Damage to loader registration		
I90026956		28.11.23	No safe work methods for plant available		
I90026955		28.11.23	Plant not serviced or maintained		
I56800319	WA Glass Bassendean (Processor)	8.8.23	Inadequate safeguarding of plant including conveyor systems	29.12.23	CA completed and verified
I90025252	WA Glass Bassendean (Processor)	8.8.23	Inadequate dust controls measures	19.12.23	CA completed and verified
I90025164	Return it Bunbury	28.7.23	Crush injury risk to persons using conveyor belts	24.11.23	Safety Alert sent to all CDSA RPO sites and CDSA contacted to discuss guarding and signage and how to get this to all CDSA sites. Completed and all sites checked 2.10.23

WORKSAFE REPORTABLE INCIDENTS

DATE OF INCIDENT	NETWORK PARTICIPANT	WHY IS IT NOTIFIABLE?	DATE WORKSAFE NOTIFIED:	WARRRL ACTION
16.11.23	Cleanaway – Bunbury	Injury or illness that a medical practitioner considers likely to prevent the person from being able to do their normal work for at least 10 days	29.11.23	Worksafe Reference – 2023/004079 (reported by Denise – not required to be reported by Cleanaway as they are under Comcare)

A26. PERFORMANCE BREACHES OR NON-COMPLIANCES

To the extent allowable by law, details of any breaches or non-compliances by any person of the Act or Regulations that has been confirmed by the relevant authority, including but not limited to:

- a. The reasons for any failure of the Coordinator to meet a performance target during the reporting period
- b. The reasons for any failure of the Coordinator to comply with the minimum network standards during the reporting period, and how these breaches or non-compliances were or are being rectified.
 - » On the 3 August 2023, WARRRL issued an appropriate notice to the State relating to the minimum network standards – contracted refund point locations where five were not maintained in the Kimberley and Goldfield regions pursuant to regulation 12(3).



WA RETURN RECYCLE RENEW LIMITED

1 Centro Avenue, Subiaco WA 6008 | info@warrri.com.au | 13 42 42

Information current as of 12 November 2024