



# **WARRRL ANNUAL REPORT**

## **2024 - 2025**

We acknowledge the Traditional Custodians of the land upon which we live and work, and pay our respects to their Elders past, present and emerging.

We recognise the practice of intergenerational care for Country and its relevance to our work.

We seek to listen, learn, and build strong partnerships.

We aim to provide genuine opportunities for Aboriginal and Torres Strait Islander peoples in Western Australia through the container deposit scheme, Containers for Change.

# CONTENTS

Welcome to the Annual Report.....	4
Our values .....	5
A1. Audited annual financial statements .....	6
A3. Number of agreements by agreement type.....	30
A4. Amounts charged to first responsible suppliers.....	31
A6. Total numbers of containers sold .....	32
A7. Refund point annual volumes by material type and region.....	33
A7. MRF annual volumes by material type.....	34
A8. Total weight of material types processed by RPOs .....	35
A8. Total weight of material types processed by MRFs.....	36
A8. Total weight of material types processed by RPOs & MRFs.....	37
A9. Western Australia average recovery rate .....	38
A9. Western Australia redemption by material type .....	41
A10. Number and type of each refund point .....	44
A10. Access principles .....	45
A10. List of RPO locations and open hours.....	46
A10. Number and type of each refund point by region .....	60
A11. Collected container destinations.....	61
A12. CDS services operated by social enterprises.....	62
A13. Total payments to social enterprises .....	63
A14. Scheme accounts registered to social enterprises.....	64
A15. Total number of CDS employees/volunteers.....	65
A17. Number of false claims referred to the department.....	66
A18. Public education and awareness.....	67
A24. Worksafe notices .....	68
A26. Performance breaches or non-compliances.....	70

# WELCOME TO THE ANNUAL REPORT

WARRRL is proud to present our annual report for the financial year 1 July 2024 to 30 June 2025.

In accordance with the reporting requirements as outlined by the Reporting Code: Reporting Requirements for the Coordinator (Department of Water and Environmental Regulation) (Reporting Code), the annual report for the period July 2024 to June 2025 is presented here.

A handwritten signature in black ink, appearing to read 'Tim Cusack', is displayed on a light blue rectangular background.

**Tim Cusack**

Chief Executive Officer  
WA Return Recycle Renew  
27 October 2025



# OUR VALUES



## RESPECT FOR COMMUNITY

Community is core to the scheme. We value the communities we serve, fostering strong relationships and working together to achieve common goals in container recovery. We also recognise the importance of our internal community and the well-being of our team members.



## INCLUSIVENESS AND DIVERSITY

We embrace diversity and strive to create an inclusive environment, bringing diverse viewpoints to drive cultural change and teamwork. By working together, we achieve common goals and foster a collaborative environment across all WARRRL teams.



## TRANSPARENCY AND INTEGRITY

We strive to do the right thing, uphold our values, and maintain honesty and transparency with each other and our stakeholders. Our commitment to integrity guides our operations, ensuring timely communication and building trust in all we do.



## PARTNERSHIP AND INNOVATION

We collaborate with internal and external stakeholders to achieve shared goals, fostering a creative and adaptable mindset. By listening to feedback, working together, and testing new ideas, we drive effective governance and strengthen relationships.



## ACCOUNTABILITY

We take ownership of our actions and decisions, standing up for our responsibilities and meeting the changing priorities of the organisation. Clear targets and measures are shared and celebrated, with recognition of both successes and areas needing improvement.



## SUSTAINABILITY

We are dedicated to environmental and social stewardship, promoting sustainable practices in our operations. We must be prepared to “walk the talk” and practice responsible recycling behaviour. Our commitment to sustainability includes responsible procurement policies and a focus on the circular economy, ensuring long-term positive impacts for our planet and communities.

# **A1. AUDITED ANNUAL FINANCIAL STATEMENTS**

**FOR YEAR ENDED 30 JUNE 2025  
WA RETURN RECYCLE RENEW LIMITED  
ABN 43 629 983 615**

**WA Return Recycle Renew Ltd**  
**Directors' report**  
**30 June 2025**

The Directors present their report, together with the financial statements, on the Company for the year ended 30 June 2025.

**Directors**

The following persons were Directors of the Company during the whole of the financial year and up to the date of this report, unless otherwise stated:

Directors	Appointed	Ceased
Sheila Margaret McHale AM	30 May 2019	
Rebecca Prince-Ruiz - OAM	30 May 2019	
Nicholas Gan	23 June 2019	
Stephen Drake-Brockman	23 June 2019	
Belinda Ann Moharich	23 June 2019	
Reece William Wheadon	25 May 2020	
Rebecca Emily Loch	1 July 2023	
Melissa Thompson	6 September 2024	
Edward William Dowse	16 December 2020	1 July 2025
Ashley Briggs Chaleyer	18 May 2022	6 September 2024

The Members may nominate an Alternate Director from time to time, in accordance with the Company's Constitution.

**Alternate Directors**

(Member Director) Lisa Madeleine Rippon-Lee	Alternate Director	Appointed 9 May 2025
(Member Director) Edward William Dowse	Alternate Director	Appointed 1 July 2025
(Member Director) Phillipa Siobhan Perkins	Alternate Director	Ceased 1 July 2025
(Member Director) Daniel Adam Connolly	Alternate Director	Ceased 1 July 2025
(Member Director) Jeffrey Maguire	Alternate Director	Ceased 9 June 2025

**Principal activities**

The principal activity of the Company during the financial period is the coordinating of the Western Australia Container Deposit Scheme which commenced on 1 October 2020.

**Objectives and performance**

The Company was established to act as the Scheme Coordinator responsible to administer the Western Australia Container Deposit Scheme, which commenced on 1 October 2020. The Company was appointed as the Scheme Coordinator on 15 July 2019. The Company is a not-for-profit entity registered with the Australian Charities and Not-for-profits Commission (ACNC).

The Company's vision for the Scheme is aligned with the objectives of the State as set out in the *Waste Avoidance and Resource Recovery Amendment Act 2019 (The Act)*. The core objectives are:

- increasing the recovery and recycling of empty beverage containers;
- reducing the number of empty beverage containers that are disposed of as litter or to landfill;
- ensuring that first responsible suppliers of beverage products take product stewardship responsibility in relation to their beverage products;
- providing opportunities for social enterprise, and benefits for community organisations, through participation in the container deposit scheme;
- creating opportunities for employment;
- complementing existing collection and recycling activities for recyclable waste; and
- ensuring robust and transparent governance arrangements to ensure confidence in the Scheme for all stakeholders concerned.

**The Company's values:**

- respect for community;
- sustainability;
- accountability, transparency and integrity;
- partnership and innovation;
- creating opportunity; and
- inclusiveness and diversity.

The Company's performance is reviewed regularly by the Board against its Strategic Plan and budget.



**WA Return Recycle Renew Ltd**  
**Directors' report**  
**30 June 2025**

**Review of operations**

The deficit for the Company amounted to \$6,325,844 (30 June 2024: surplus of \$8,612,777).

The financial statements should be read in the context of clause 2(b) of the Supply Amount Calculation Methodology which states:

The Coordinator will set Scheme Prices so that, over time:

- (i) aggregate contributions are approximately equal to the aggregate costs of the Scheme;
- (ii) the Scheme remains liquid at all times; and
- (iii) if the Coordinator accumulates excess cash reserves, the excess reserves are drawn to fund future Scheme costs.

As such, WARRRL may from time to time deliver a deficit result in its annual financial statements when excess reserves are drawn down.

**Meetings of Directors**

There were 12 meetings of Directors held during the year ended 30 June 2025.

**Contributions on winding up**

In the event of the Company being wound up, ordinary members are required to contribute a maximum of \$10 each. Honorary members are not required to contribute.


The total amount that members of the Company are liable to contribute if the Company is wound up is \$20, based on 2 current ordinary members.

**Auditor's independence declaration**

A copy of the auditor's independence declaration as required under section 307C of the *Corporations Act 2001* is set out immediately after this Directors' report.

This report is made in accordance with a resolution of Directors, pursuant to section 298(2)(a) of the *Corporations Act 2001*.

On behalf of the Directors



\_\_\_\_\_  
Sheila Margaret McHale AM  
Director

27 October 2025

---

**Grant Thornton Audit Pty Ltd**  
Level 43 Central Park  
152-158 St Georges Terrace  
Perth WA 6000  
PO Box 7757  
Cloisters Square  
Perth WA 6850  
T +61 8 9480 2000

## Auditor's Independence Declaration

### To the Directors of WA Return Recycle Renew Ltd

In accordance with the requirements of section 60-40 of the Australian Charities and Not-for-profits Commission Act 2012, as lead auditor for the audit of WA Return Recycle Renew Ltd for the year ended 30 June 2025, I declare that, to the best of my knowledge and belief, there have been no contraventions of any applicable code of professional conduct in relation to the audit.

Grant Thornton

GRANT THORNTON AUDIT PTY LTD  
Chartered Accountants



J C Rubelli

Partner - Audit & Assurance

Perth, 27 October 2025

---

[grantthornton.com.au](http://grantthornton.com.au)

ACN-130 913 594

Grant Thornton Audit Pty Ltd ACN 130 913 594 a subsidiary or related entity of Grant Thornton Australia Limited ABN 41 127 556 389 ACN 127 556 389. Grant Thornton' refers to the brand under which the Grant Thornton member firms provide assurance, tax and advisory services to their clients and/or refers to one or more member firms, as the context requires. Grant Thornton Australia Limited is a member firm of Grant Thornton International Ltd (GTIL). GTIL and the member firms are not a worldwide partnership. GTIL and each member firm is a separate legal entity. Services are delivered by the member firms. GTIL does not provide services to clients. GTIL and its member firms are not agents of, and do not obligate one another and are not liable for one another's acts or omissions. In the Australian context only, the use of the term 'Grant Thornton' may refer to Grant Thornton Australia Limited ABN 41 127 556 389 ACN 127 556 389 and its Australian subsidiaries and related entities. Liability limited by a scheme approved under Professional Standards Legislation.

**WA Return Recycle Renew Ltd**  
**Contents**  
**30 June 2025**

Statement of profit or loss and other comprehensive income	5
Statement of financial position	6
Statement of changes in equity	7
Statement of cash flows	8
Notes to the financial statements	9
Directors' declaration	20
Independent auditor's report to the members of WA Return Recycle Renew Ltd	21

**General information**

The financial statements cover WA Return Recycle Renew Ltd as an individual entity. The financial statements are presented in Australian dollars, which is WA Return Recycle Renew Ltd's functional and presentation currency.

WA Return Recycle Renew Ltd is a not-for-profit unlisted public company limited by guarantee, incorporated and domiciled in Australia. Its registered office and principal place of business is:

Unit 4, 1 Centro Ave,  
Subiaco, WA 6008.

A description of the nature of the Company's operations and its principal activities are included in the Directors' report, which is not part of the financial statements.

The financial statements were authorised for issue, in accordance with a resolution of Directors, on 27 October 2025. The Directors have the power to amend and reissue the financial statements.

**WA Return Recycle Renew Ltd**  
**Statement of profit or loss and other comprehensive income**  
**For the year ended 30 June 2025**

	Note	2025 \$	2024 \$
<b>Revenue</b>			
Revenue and other income	3	216,064,678	211,111,029
<b>Expenses</b>			
Professional services		(2,284,951)	(2,481,620)
Employee benefits expense		(9,490,018)	(7,784,287)
Container refund expenses		(80,238,497)	(78,001,286)
Container handling expenses		(64,939,224)	(60,504,086)
Logistics expenses		(11,620,717)	(8,568,869)
Container processing expenses		(16,999,518)	(12,337,320)
Container export rebates		(112,348)	(47,002)
Material recovery facility expenses		(12,488,704)	(13,203,928)
Other expenses		(4,963,356)	(3,756,742)
Finance costs	4	(480,789)	(847,332)
Marketing and communication expenses		(8,543,994)	(6,093,365)
Administration support service fees		(10,228,406)	(8,872,415)
<b>(Deficit)/surplus for the year attributable to the members of WA Return Recycle Renew Ltd</b>		<b>(6,325,844)</b>	<b>8,612,777</b>
Other comprehensive income for the year		-	-
<b>Total comprehensive income for the year attributable to the members of WA Return Recycle Renew Ltd</b>		<b><u>(6,325,844)</u></b>	<b><u>8,612,777</u></b>

*The above statement of profit or loss and other comprehensive income should be read in conjunction with the accompanying notes*



**WA Return Recycle Renew Ltd**  
**Statement of financial position**  
**As at 30 June 2025**

	Note	2025 \$	2024 \$
<b>Assets</b>			
<b>Current assets</b>			
Cash and cash equivalents	5	27,281,160	43,486,705
Trade and other receivables	6	7,508,271	5,584,524
Inventories	7	761,308	815,934
Other current assets	8	15,264,954	14,196,720
Total current assets		<u>50,815,693</u>	<u>64,083,883</u>
<b>Non-current assets</b>			
Property, plant and equipment	9	483,893	547,669
Right-of-use assets	10	619,382	455,983
Intangibles	11	636	1,909
Other non-current assets	12	10,175	10,175
Total non-current assets		<u>1,114,086</u>	<u>1,015,736</u>
<b>Total assets</b>		<u>51,929,779</u>	<u>65,099,619</u>
<b>Liabilities</b>			
<b>Current liabilities</b>			
Trade and other payables	13	10,187,103	13,140,356
Lease liabilities	14	267,507	219,293
Employee benefits	15	1,139,112	1,137,299
Other current liabilities		10,225	-
Total current liabilities		<u>11,603,947</u>	<u>14,496,948</u>
<b>Non-current liabilities</b>			
Borrowings	16	2,599,005	6,599,005
Lease liabilities	17	416,673	367,668
Total non-current liabilities		<u>3,015,678</u>	<u>6,966,673</u>
<b>Total liabilities</b>		<u>14,619,625</u>	<u>21,463,621</u>
<b>Net assets</b>		<u>37,310,154</u>	<u>43,635,998</u>
<b>Equity</b>			
Accumulated funds		<u>37,310,154</u>	<u>43,635,998</u>
<b>Total equity</b>		<u>37,310,154</u>	<u>43,635,998</u>

*The above statement of financial position should be read in conjunction with the accompanying notes*



**WA Return Recycle Renew Ltd**  
**Statement of changes in equity**  
**For the year ended 30 June 2025**

	<b>Accumulated funds \$</b>	<b>Total equity \$</b>
Balance at 1 July 2023	35,023,221	35,023,221
Surplus for the year	8,612,777	8,612,777
Other comprehensive income for the year	-	-
Total comprehensive income for the year	<u>8,612,777</u>	<u>8,612,777</u>
Balance at 30 June 2024	<u>43,635,998</u>	<u>43,635,998</u>
	<b>Accumulated funds \$</b>	<b>Total equity \$</b>
Balance at 1 July 2024	43,635,998	43,635,998
Deficit for the year	(6,325,844)	(6,325,844)
Other comprehensive income for the year	-	-
Total comprehensive income for the year	<u>(6,325,844)</u>	<u>(6,325,844)</u>
Balance at 30 June 2025	<u>37,310,154</u>	<u>37,310,154</u>

*The above statement of changes in equity should be read in conjunction with the accompanying notes*

**WA Return Recycle Renew Ltd**  
**Statement of cash flows**  
**For the year ended 30 June 2025**

	Note	2025 \$	2024 \$
<b>Cash flows from operating activities</b>			
Receipts from customers (inclusive of GST)		235,412,230	229,239,808
Payments to suppliers and employees (inclusive of GST)		(246,689,715)	(222,962,922)
Finance costs		(390,582)	(847,332)
Net cash (used in)/from operating activities		(11,668,067)	5,429,554
<b>Cash flows from investing activities</b>			
Purchase of property, plant and equipment	9	(374,829)	(437,874)
Proceeds from disposal of property, plant and equipment		206,342	128
Net cash used in investing activities		(168,487)	(437,746)
<b>Cash flows from financing activities</b>			
Repayment of leases		(368,991)	(200,497)
Repayment of borrowings		(4,000,000)	(4,000,000)
Net cash used in financing activities		(4,368,991)	(4,200,497)
Net (decrease)/increase in cash and cash equivalents		(16,205,545)	791,311
Cash and cash equivalents at the beginning of the financial year		43,486,705	42,695,394
Cash and cash equivalents at the end of the financial year	5	<u>27,281,160</u>	<u>43,486,705</u>

*The above statement of cash flows should be read in conjunction with the accompanying notes*



**WA Return Recycle Renew Ltd**  
**Notes to the financial statements**  
**30 June 2025**

**Note 1. Reporting Entity**

The Company is operating as a not-for-profit entity and the material accounting policies adopted in the preparation of the financial statements are set out below. These policies have been consistently applied to all the years presented, unless otherwise stated.

**New or amended Accounting Standards and Interpretations adopted**

The Company has adopted all of the new or amended Accounting Standards and Interpretations issued by the Australian Accounting Standards Board ('AASB') that are mandatory for the current reporting period.

Any new or amended Accounting Standards or Interpretations that are not yet mandatory have not been early adopted.

The adoption of these Accounting Standards and Interpretations did not have any significant impact on the financial performance or position of the Company.

**Basis of preparation**

These general purpose financial statements have been prepared in accordance with Australian Accounting Standards - Simplified Disclosures issued by the AASB, the *Australian Charities and Not-for-profits Commission Act 2012* (Cth) and associated regulations and the *Corporations Act 2001* (Cth), as appropriate for not-for-profit oriented entities.

*Historical cost convention.*

The financial statements have been prepared under the historical cost convention, except for, where applicable, the revaluation of financial assets and liabilities at fair value through profit or loss, financial assets at fair value through other comprehensive income, investment properties, certain classes of property, plant and equipment and derivative financial instruments.

The financial statements are presented in Australian dollars, which is WA Return Recycle Renew Ltd.'s functional and presentation currency.

The financial statements have been prepared on an accruals basis.

**Note 2. Material accounting policy information**

The material accounting policies adopted in the preparation of the financial statements are set out either in the respective notes or below. These policies have been consistently applied to all the years presented, unless otherwise stated.

**Use of estimates and judgements**

The preparation of the financial statements requires management to make judgements, estimates and assumptions that affect the application of accounting policies and the reported amounts of assets, liabilities, income and expenses. Actual results may differ from these estimates.

Estimates and underlying assumptions are reviewed on an ongoing basis. Revisions to accounting estimates are recognised in the period in which the estimate is revised and in any future periods.

The estimate and assumptions that have a significant risk of causing a material adjustment to the carrying amounts assets and liabilities within the next financial year are:

*Auction reserve bale price*

Fluctuations to the auction reserve bale price are determined based on the performance of the auction revenue stream and broader market conditions. The reserve price is the minimum benchmark a bale can be sold at. The reserve price for CDS material at auction is reviewed quarterly.

In order to reduce estimation uncertainty, the assessment is informed by:

- a) Market research and influencing factors, including:
- macro- and microeconomic indicators;
  - aluminium spot prices on the London Metal Exchange (LME);
  - AUD/USD exchange rate movements; and
  - supply and demand dynamics for secondary aluminium.



**WA Return Recycle Renew Ltd**  
**Notes to the financial statements**  
**30 June 2025**

**Note 2. Material accounting policy information (continued)**

b) Sales performance analysis from the preceding quarter.

*Accrued expenses*

Recognised amounts of direct scheme costs and related accrued expenses reflect management's best estimate of amounts owing to scheme participants that were not wholly substantiated by declarations of scheme participants at year end. These estimates are based on a number of critical underlying assumptions such as the volumes of containers submitted and processed through the scheme at a given time. Estimation uncertainties exist with regard to these items and variations in these assumptions may significantly impact the amount of direct scheme costs and accrued expenses.

**Current and non-current classification**

Assets and liabilities are presented in the statement of financial position based on current and non-current classification.

An asset is classified as current when:

- it is either expected to be realised or intended to be sold or consumed in the Company's normal operating cycle;
- it is held primarily for the purpose of trading;
- it is expected to be realised within 12 months after the reporting period; or
- the asset is cash or cash equivalent unless restricted from being exchanged or used to settle a liability for at least 12 months after the reporting period.

All other assets are classified as non-current.

A liability is classified as current when:

- it is either expected to be settled in the Company's normal operating cycle;
- it is held primarily for the purpose of trading;
- it is due to be settled within 12 months after the reporting period; or
- there is no unconditional right to defer the settlement of the liability for at least 12 months after the reporting period.

All other liabilities are classified as non-current.

**Income tax**

The income of the Company is exempt from income tax pursuant to the provisions of subdivision 50-B of the *Income Tax Assessment Act 1997* (Cth) and the Company receives GST concessions under division 176 of *A New Tax System Act 1999* (Cth) and is considered an FBT rebatable employer under section 123E of the *Fringe Benefits Tax Assessment Act 1986* (Cth).

**Impairment of non-financial assets**

Non-financial assets are reviewed for impairment whenever events or changes in circumstances indicate that the carrying amount may not be recoverable. An impairment loss is recognised for the amount by which the asset's carrying amount exceeds its recoverable amount.

Recoverable amount is the higher of an asset's fair value less costs of disposal and value-in-use. The value-in-use is the present value of the estimated future cash flows relating to the asset using a pre-tax discount rate specific to the asset or cash-generating unit to which the asset belongs. Assets that do not have independent cash flows are grouped together to form a cash-generating unit.

**Fair value measurement**

When an asset or liability, financial or non-financial, is measured at fair value for recognition or disclosure purposes, the fair value is based on:

- the price that would be received to sell an asset or paid to transfer a liability in an orderly transaction between market participants at the measurement date; and
- assumes that the transaction will take place either:
  - in the principal market; or
  - in the absence of principal market, in the most advantageous market

Fair value is measured using the assumptions that market participants would use when pricing the asset or liability, assuming they act in their economic best interests. For non-financial assets, the fair value measurement is based on its highest and best use. Valuation techniques that are appropriate in the circumstances and for which sufficient data are available to measure fair value, are used, maximising the use of relevant observable inputs and minimising the use of unobservable inputs.



**WA Return Recycle Renew Ltd**  
**Notes to the financial statements**  
**30 June 2025**

**Note 2. Material accounting policy information (continued)**

**Leases**

At inception of a contract, the Company assesses whether a contract is, or contains, a lease based on whether the contract conveys the right to control the use of an identified asset for a period of time in exchange for consideration.

The Company has elected to apply the practical expedient to account for each lease component and any non-lease components as a single lease component.

The Company recognises a right-of-use asset and a lease liability at the lease commencement date. The right-of-use asset is initially measured based on the initial amount of the lease liability adjusted for any lease payments made at or before the commencement date, plus any initial direct costs incurred and an estimate of costs to dismantle and remove the underlying asset or to restore the underlying asset or the site on which it is located, less any lease incentives received. The assets are depreciated to the earlier of the end of the useful life of the right-of-use asset or the lease term using the straight-line method as this most closely reflects the expected pattern of consumption of the future economic benefits. Lease terms are for 5 years for offices and IT equipment. In addition, the right-of-use asset is periodically reduced by impairment losses, if any, and adjusted for certain remeasurements of the lease liability.

The lease liability is initially measured at the present value of the lease payments that are not paid at the commencement date, discounted using the interest rate implicit in the lease or, if that rate cannot be readily determined, the Company's incremental borrowing rate. Generally, the Company uses its incremental borrowing rate as the discount rate. The lease liability is measured at amortised cost using the effective interest method. It is remeasured when there is a change in future lease payments arising from a change in an index or rate, if there is a change in the Company's estimate of the amount expected to be payable under a residual value guarantee, or if the Company changes its assessment of whether it will exercise a purchase, extension or termination option. When the lease liability is remeasured in this way, a corresponding adjustment is made to the carrying amount of the right-of-use asset, or is recorded in profit or loss if the carrying amount of the right-of-use asset has been reduced to zero.

The Company has elected to apply the practical expedient not to recognise right-of-use assets and lease liabilities for short-term leases that have a lease term of 12 months or less and leases of low-value assets. The lease payments associated with these leases is recognised as an expense on a straight-line basis over the lease term.

**Members Guarantees**

The Company is incorporated under the *Corporations Act 2001* (Cth) and is a company limited by guarantee. If the Company is wound up, the Constitution states that each member (and each member that has left the Company within one year) is required to contribute a maximum \$10 each towards meeting any outstanding obligations of the Company. At 30 June 2025, the total amount that members of the Company are liable to contribute if the Company wound up is \$20 (2024: \$20).

**Note 3. Revenue and other income**

	2025 \$	2024 \$
<i>Revenue from contracts with customers</i>		
Container refund scheme income - at a point in time	193,900,003	196,150,152
Sale of recycled goods - at a point in time	20,622,766	13,098,485
	<u>214,522,769</u>	<u>209,248,637</u>
<i>Other revenue</i>		
Interest income	1,562,788	1,861,793
(Loss)/gain on disposal of fixed assets	(20,879)	599
	<u>1,541,909</u>	<u>1,862,392</u>
Revenue and other income	<u><u>216,064,678</u></u>	<u><u>211,111,029</u></u>



**WA Return Recycle Renew Ltd**  
**Notes to the financial statements**  
**30 June 2025**

**Note 3. Revenue and other income (continued)**

*Accounting policy for revenue recognition*

The Company recognises revenue as follows:

*Container refund scheme income*

The Company as the Scheme Coordinator of the Scheme under the *Waste Avoidance and Resource Recovery Act 2007* (WA), enters into deeds with eligible First Responsible Suppliers to receive contributions to cover the costs of administering the scheme. Whilst these deeds represent an enforceable contract, the contributions received from First Responsible Suppliers fall under AASB 1058 Income of not-for-profit Entities, as there is no sufficiently specific promise specified in the separate deeds with First Responsible Suppliers to be delivered by the Scheme Coordinator. Revenue is recognised as the amount owed by relevant suppliers of beverage products under the terms of the Scheme. This is calculated upon the number of eligible containers sold into the Western Australia market during the financial year, as defined by the Act.

*Sale of recycled goods*

The Company, in its capacity as the Scheme Coordinator, sells processed containers through an online recycling material sales platform to approved recyclers. To determine whether and when to recognise revenue, the Company follows a five step process:

- (1) identifying the contract with a customer – The auction process results in a binding contract between the Company and the recycler as the customer;
- (2) identifying the performance obligations – The performance obligation is the goods for sale;
- (3) determining the transaction price – The transaction price is the successful bid made by the recycler in addition to fees (if any) included in the agreement. The Scheme Coordinator makes no warranties or guarantees about the recycled goods hence there are no provisions or elements of variable consideration to be considered in determining the transaction price;
- (4) allocating the transaction price to the performance obligations – The price is allocated directly to the sale; and
- (5) recognising revenue when/as performance obligation(s) are satisfied – Revenue is recognised at the point in time at which the customer obtains control of a promised asset (i.e. the recycled goods). The Company has deemed this to be the point when the goods are available for collection by the customer as that is the point when the Company has a present right to payment.

*Other revenue*

Other revenue is recognised when it is received or when the right to receive payment is established.

*Interest income*

Interest income is recognised as interest accrues using the effective interest method. This is a method of calculating the amortised cost of a financial asset and allocating the interest income over the relevant period using the effective interest rate, which is the rate that exactly discounts estimated future cash receipts through the expected life of the financial asset to the net carrying amount of the financial asset.

**WA Return Recycle Renew Ltd**  
**Notes to the financial statements**  
**30 June 2025**

**Note 4. Expenses**

	2025 \$	2024 \$
(Deficit)/surplus includes the following specific expenses:		
<i>Depreciation and amortisation expense</i>		
Depreciation of property, plant and equipment	211,383	150,990
Depreciation of right of use assets	302,811	179,083
Amortisation of intangibles	1,273	1,273
Total depreciation and amortisation expense	<u>515,467</u>	<u>331,346</u>
<i>Finance costs</i>		
Interest and finance charges paid/payable on borrowings	390,582	807,916
Interest and finance charges paid/payable on lease liabilities	90,207	39,416
Finance costs expensed	<u>480,789</u>	<u>847,332</u>
<i>Superannuation expense</i>		
Defined contribution superannuation expense	<u>832,929</u>	<u>724,549</u>

**Note 5. Current assets - cash and cash equivalents**

	2025 \$	2024 \$
Cash at bank	7,594,045	21,288,634
Scheme Account	19,687,115	22,198,071
	<u>27,281,160</u>	<u>43,486,705</u>

*Accounting policy for cash and cash equivalents*

Cash and cash equivalents includes cash on hand, deposits held at call with financial institutions, other short-term, highly liquid investments with original maturities of three months or less that are readily convertible to known amounts of cash and which are subject to an insignificant risk of changes in value.

**Note 6. Current assets - trade and other receivables**

	2025 \$	2024 \$
Trade receivables	7,687,067	5,756,577
Less: Allowance for expected credit losses	(178,796)	(172,053)
	<u>7,508,271</u>	<u>5,584,524</u>

*Accounting policy for trade and other receivables*

Trade receivables are initially recognised at fair value and subsequently measured at amortised cost using the effective interest method, less any allowance for expected credit losses. Trade receivables are generally due for settlement within 30 days.

The Company has applied the simplified approach to measuring expected credit losses, which uses a lifetime expected loss allowance. To measure the expected credit losses, trade receivables have been grouped based on days overdue.



**WA Return Recycle Renew Ltd**  
**Notes to the financial statements**  
**30 June 2025**

**Note 7. Current assets - inventories**

	2025 \$	2024 \$
Stock on hand	<u>761,308</u>	<u>815,934</u>

*Accounting policy for inventories*

Stock on hand is stated at the lower of cost and net realisable value. Cost comprises of purchase and delivery costs, net of rebates and discounts received or receivable.

Net realisable value is the estimated selling price in the ordinary course of business less the estimated costs of completion and the estimated costs necessary to make the sale.

**Note 8. Current assets - other current assets**

	2025 \$	2024 \$
Accrued revenue	14,463,705	13,746,327
Prepayments	<u>801,249</u>	<u>450,393</u>
	<u>15,264,954</u>	<u>14,196,720</u>

*Accrued income*

Invoices are raised one month in arrears and the accrued income balance is based on monthly volume declarations.

**Note 9. Non-current assets - property, plant and equipment**

	2025 \$	2024 \$
Leasehold improvements - at cost	224,844	312,382
Less: Accumulated depreciation	<u>(56,211)</u>	<u>(173,502)</u>
	168,633	138,880
Plant and equipment - at cost	268,165	286,653
Less: Accumulated depreciation	<u>(50,047)</u>	<u>(17,771)</u>
	218,118	268,882
Fixtures and fittings - at cost	20,169	9,292
Less: Accumulated depreciation	<u>(14,761)</u>	<u>(435)</u>
	5,408	8,857
Computer equipment - at cost	332,153	286,860
Less: Accumulated depreciation	<u>(240,419)</u>	<u>(155,810)</u>
	91,734	131,050
	<u>483,893</u>	<u>547,669</u>



**WA Return Recycle Renew Ltd**  
**Notes to the financial statements**  
**30 June 2025**

**Note 9. Non-current assets - property, plant and equipment (continued)**

*Reconciliations*

Reconciliations of the written down values at the beginning and end of the current financial year are set out below:

	Leasehold improvements \$	Plant and equipment \$	Fixtures and fittings \$	Computer equipment \$	Total \$
Balance at 1 July 2024	138,880	268,882	8,857	131,050	547,669
Additions	224,844	3,088	12,608	134,288	374,828
Disposals	(137,636)	(16,542)	(3,181)	(69,862)	(227,221)
Depreciation expense	(57,456)	(37,310)	(12,876)	(103,741)	(211,383)
Balance at 30 June 2025	<u>168,632</u>	<u>218,118</u>	<u>5,408</u>	<u>91,735</u>	<u>483,893</u>

*Accounting policy for property, plant and equipment*

Plant and equipment is stated at historical cost less accumulated depreciation and impairment. Historical cost includes expenditure that is directly attributable to the acquisition of the items.

Depreciation is calculated on a straight-line basis to write off the net cost of each item of property, plant and equipment (excluding land) over their expected useful lives as follows:

<i>Class of asset</i>	<i>Useful life of asset</i>
Leasehold improvements	3 - 10 years
Plant and equipment	8 years
Fixtures and fittings	2 - 5 years
Computer equipment	3 years

The residual values, useful lives and depreciation methods are reviewed, and adjusted if appropriate, at each reporting date.

Leasehold improvements are depreciated over the unexpired period of the lease or the estimated useful life of the assets, whichever is shorter.

An item of property, plant and equipment is derecognised upon disposal or when there is no future economic benefit to the Company. Gains and losses between the carrying amount and the disposal proceeds are taken to profit or loss.

**Note 10. Non-current assets - right-of-use assets**

	2025 \$	2024 \$
Land and buildings - right-of-use	933,288	908,868
Less: Accumulated depreciation	<u>(313,906)</u>	<u>(452,885)</u>
	<u>619,382</u>	<u>455,983</u>

*Reconciliations*

Reconciliations of the written down values at the beginning and end of the current financial year are set out below:

	Land and buildings \$
Balance at 1 July 2024	455,983
Additions	788,152
Disposals	(321,942)
Depreciation expense	<u>(302,811)</u>
Balance at 30 June 2025	<u>619,382</u>

**WA Return Recycle Renew Ltd**  
**Notes to the financial statements**  
**30 June 2025**

**Note 10. Non-current assets - right-of-use assets (continued)**

*Accounting policy for right-of-use assets*

A right-of-use asset is recognised at the commencement date of a lease. The right-of-use asset is measured at cost, which comprises the initial amount of the lease liability, adjusted for, as applicable, any lease payments made at or before the commencement date net of any lease incentives received, any initial direct costs incurred, and, except where included in the cost of inventories, an estimate of costs expected to be incurred for dismantling and removing the underlying asset, and restoring the site or asset.

Right-of-use assets are depreciated on a straight-line basis over the unexpired period of the lease or the estimated useful life of the asset, whichever is the shorter. Where the Company expects to obtain ownership of the leased asset at the end of the lease term, the depreciation is over its estimated useful life. Right-of-use assets are subject to impairment or adjusted for any remeasurement of lease liabilities.

The Company has elected not to recognise a right-of-use asset and corresponding lease liability for short-term leases with terms of 12 months or less and leases of low-value assets. Lease payments on these assets are expensed to profit or loss as incurred.

**Note 11. Non-current assets - intangibles**

	2025 \$	2024 \$
Brands	8,910	8,910
Less: Accumulated amortisation	(8,274)	(7,001)
	<u>636</u>	<u>1,909</u>

*Reconciliations*

Reconciliations of the written down values at the beginning and end of the current financial year are set out below:

	Brands \$
Balance at 1 July 2024	1,909
Amortisation expense	<u>(1,273)</u>
Balance at 30 June 2025	<u>636</u>

*Accounting policy for intangible assets*

Intangible assets acquired as part of a business combination, other than goodwill, are initially measured at their fair value at the date of the acquisition. Intangible assets acquired separately are initially recognised at cost. Indefinite life intangible assets are not amortised and are subsequently measured at cost less any impairment. Finite life intangible assets are subsequently measured at cost less amortisation and any impairment. The gains or losses recognised in profit or loss arising from the derecognition of intangible assets are measured as the difference between net disposal proceeds and the carrying amount of the intangible asset. The method and useful lives of finite life intangible assets are reviewed annually. Changes in the expected pattern of consumption or useful life are accounted for prospectively by changing the amortisation method or period.

*Brands*

Significant costs associated with brands are deferred and amortised on a straight-line basis over the period of their expected benefit. This period of expected benefit is assumed to be 7 years, which is the period for which the Company is the Scheme Coordinator with WA Container Deposit Scheme.

**Note 12. Non-current assets - other**

	2025 \$	2024 \$
Other assets	<u>10,175</u>	<u>10,175</u>



**WA Return Recycle Renew Ltd**  
**Notes to the financial statements**  
**30 June 2025**

**Note 13. Current liabilities - trade and other payables**

	2025 \$	2024 \$
Trade payables	1,013,271	3,009,237
Accruals	3,159,310	3,080,659
Other payables	6,014,522	7,050,460
	<u>10,187,103</u>	<u>13,140,356</u>

*Accounting policy for trade and other payables:*

These amounts represent liabilities for goods and services provided to the Company prior to the end of the financial year and which are unpaid. Due to their short-term nature, they are measured at amortised cost and are not discounted. The amounts are unsecured and are usually paid within 30 days of recognition.

**Note 14. Current liabilities - lease liabilities**

	2025 \$	2024 \$
Lease liability	<u>267,507</u>	<u>219,293</u>

**Note 15. Current liabilities - employee benefits**

	2025 \$	2024 \$
Annual leave	568,513	552,299
Bonus provision	570,599	585,000
	<u>1,139,112</u>	<u>1,137,299</u>

**Accounting policy for employee benefits**

*Short-term employee benefits*

Liabilities for wages and salaries, including non-monetary benefits, annual leave and long service leave expected to be settled wholly within 12 months of the reporting date are measured at the amounts expected to be paid when the liabilities are settled.

*Defined contribution superannuation expense*

Contributions to defined contribution superannuation plans are expensed in the period in which they are incurred.

**Note 16. Non-current liabilities - borrowings**

*Total secured liabilities*

The total secured liabilities (current and non-current) are as follows:

	2025 \$	2024 \$
Member loans	<u>2,599,005</u>	<u>6,599,005</u>

In order to establish and operationalise the Scheme (including establishing and entering into Supply Agreements with First Responsible Suppliers), the Founding Members of the Company, Coca-Cola Europacific Partners (Australia) Pty Ltd (CCEP) and Lion Pty Ltd (Lion), provided two loan facilities totalling \$10m. This facility agreement was executed on 21 December 2018 and was drawn down by the Company as required prior to Scheme commencement. A variation to extend combined facilities from \$10m to \$11m was signed on 8 January 2020. Key terms of the members loan are as follows:

**WA Return Recycle Renew Ltd**  
**Notes to the financial statements**  
**30 June 2025**

**Note 16. Non-current liabilities - borrowings (continued)**

Facility	Term (Years)	Agreement date	Drawdown at 30 June 2025	Maximum drawdown	Interest
Members Loan Facility A	7 post Scheme commencement date (1 Oct 2020)	21/12/2018 (Variation signed 8/1/2020)	\$2,000,000	\$10,000,000	7.20%
Members Loan Facility B	10 post Scheme commencement date (1 Oct 2020)	21/12/2018 (Variation signed 8/1/2020)	\$599,005	\$1,000,000	8.03%

CCEP and Lion provide key management personnel services to the Company due to CCEP and Lion each providing an executive officer/(s) or employee/(s) to represent them on the Company's board of Directors, under the *Waste Avoidance and Resource Recovery Amendment Act 2019*. Both CCEP and Lion are therefore related parties of the Company. Interest expense and paid for the period amounted to \$339,915 (2024: \$765,996).

*Accounting policy for borrowings*

Loans and borrowings are initially recognised at the fair value of the consideration received, net of transaction costs. They are subsequently measured at amortised cost using the effective interest method.

**Note 17. Non-current liabilities - lease liabilities**

	2025 \$	2024 \$
Lease liability	<u>416,673</u>	<u>367,668</u>
<i>Future lease payments</i>		
Future lease payments are due as follows:		
Within one year	329,649	253,611
One to five years	<u>501,389</u>	<u>429,763</u>
	<u>831,038</u>	<u>683,374</u>

*Accounting policy for lease liabilities*

A lease liability is recognised at the commencement date of a lease. The lease liability is initially recognised at the present value of the lease payments to be made over the term of the lease, discounted using the interest rate implicit in the lease or, if that rate cannot be readily determined, the Company's incremental borrowing rate. Lease payments comprise of fixed payments less any lease incentives receivable, variable lease payments that depend on an index or a rate, amounts expected to be paid under residual value guarantees, exercise price of a purchase option when the exercise of the option is reasonably certain to occur, and any anticipated termination penalties. The variable lease payments that do not depend on an index or a rate are expensed in the period in which they are incurred.

Lease liabilities are measured at amortised cost using the effective interest method. The carrying amounts are remeasured if there is a change in the following:

- future lease payments arising from a change in an index or a rate used;
- residual guarantee;
- lease term;
- certainty of a purchase option; and
- termination penalties.

When a lease liability is remeasured, an adjustment is made to the corresponding right-of use asset, or to profit or loss if the carrying amount of the right-of-use asset is fully written down.



**WA Return Recycle Renew Ltd**  
**Notes to the financial statements**  
**30 June 2025**

**Note 18. Key management personnel disclosures**

*Compensation*

The aggregate compensation made to Directors and other members of key management personnel of the Company is set out below:

	2025 \$	2024 \$
Aggregate compensation	<u>1,367,059</u>	<u>808,125</u>

Current year compensation made to Directors and other members of key management personnel of the Company, include all amounts paid to said members. During FY2025 the organisation undertook a review of its internal structure which resulted in the introduction of new executive management positions that commenced mid-year.

**Note 19. Remuneration of auditors**

During the financial year the following fees were paid or payable for services provided by Grant Thornton Audit Pty Ltd, the auditor of the Company and its network firms:

	2025 \$	2024 \$
<i>Audit services - Grant Thornton Audit Pty Ltd</i>		
Audit of the financial statements	<u>84,525</u>	<u>80,885</u>
<i>Other services - Grant Thornton Australia Limited</i>		
Assistance with the compilation of financial statements	<u>6,000</u>	<u>6,000</u>
	<u>90,525</u>	<u>86,885</u>

**Note 20. Contingent asset/liabilities**

The Company had no contingent assets or liabilities as at 30 June 2025 and 30 June 2024.

**Note 21. Related party transactions**

*Key management personnel*

Disclosures relating to key management personnel are set out in note 18.

*Transactions with related parties*

The member loans provided by CCEP and Lion are related party transactions, disclosures relating to the member loans are set out in note 16.

*Receivable from and payable to related parties*

There were no trade receivables from or trade payables to related parties at the current and previous reporting date.

*Loans to/from related parties*

Disclosures relating to loans from related parties are set out in note 16.

**Note 22. Events after the reporting period**

No matter or circumstance has arisen since 30 June 2025 that has significantly affected, or may significantly affect the Company's operations, the results of those operations, or the Company's state of affairs in future financial years.

**WA Return Recycle Renew Ltd**  
**Directors' declaration**  
**30 June 2025**

In the Directors' opinion:

- (1) The attached financial statements and notes comply with the *Corporations Act 2001*, the Australian Accounting Standards - Simplified Disclosures, the *Australian Charities and Not-for-profits Commission Act 2012* and *Western Australian legislation the Charitable Collections Act 1946* and associated regulations, the *Corporations Regulations 2001* and other mandatory professional reporting requirements;
- (2) The financial statements and notes Western Australia Return Recycle Renew Ltd are in accordance with the *Australian Charities and Not-for-profits Commission Act 2012* (Cth), including:
  - Giving a true and fair view of its financial position as at 30 June 2025 and of its performance for the financial year ended on that date;
  - Complying with Australian Accounting Standards – Simplified Disclosures (including the Australian Accounting Interpretations) and the *Australian Charities and Not-for-profits Commission Regulation 2022* (Cth); and
  - There are reasonable grounds to believe that the Company will be able to pay its debts as and when they become due and payable.

This report is made in accordance with a resolution of the Directors.

On behalf of the Directors



Sheila Margaret McHale AM  
Director

27 October 2025

**Grant Thornton Audit Pty Ltd**  
Level 43 Central Park  
152-158 St Georges Terrace  
Perth WA 6000  
PO Box 7757  
Cloisters Square  
Perth WA 6850  
T +61 8 9480 2000

## Independent Auditor's Report

### To the Members of WA Return Recycle Renew Limited

#### Report on audit of the financial statements

##### Opinion

We have audited the financial statements of WA Return Recycle Renew Ltd (the "Registered Entity") which comprise the statement of financial position as at 30 June 2025, and the statement of comprehensive income, statement of changes in equity and statement of cash flows for the year then ended, and notes to the financial statements, including material accounting policy information and the Director's declaration.

In our opinion, the financial report of WA Return Recycle Renew Ltd has been prepared in accordance with Division 60 of the *Australian Charities and Not-for-profits Commission Act 2012*, including:

- a. giving a true and fair view of the Registered Entity's financial position as at 30 June 2025 and of its financial performance for the year then ended; and
- b. complying with Australian Accounting Standards *AASB 1060 General Purpose Financial Statements – Simplified Disclosures for For-Profit and Not-for-Profit Tier 2 Entities* and Division 60 of the *Australian Charities and Not-for-profits Commission Regulation 2022*.

##### Basis for Opinion

We conducted our audit in accordance with Australian Auditing Standards. Our responsibilities under those standards are further described in *Auditor's Responsibilities for the Audit of the Financial Report* section of our report. We are independent of the Registered Entity in accordance with the ethical requirements of the Accounting Professional and Ethical Standards Board's APES 110 *Code of Ethics for Professional Accountants (including Independence Standards)* (the Code) that are relevant to our audit of the financial report in Australia. We have also fulfilled our ethical responsibilities in accordance with the Code.

We believe that the audit evidence we have obtained is sufficient and appropriate to provide a basis for our opinion.

[grantthornton.com.au](http://grantthornton.com.au)

ACN-130 913 594

Grant Thornton Audit Pty Ltd ACN 130 913 594 a subsidiary or related entity of Grant Thornton Australia Limited ABN 41 127 556 389 ACN 127 556 389. Grant Thornton' refers to the brand under which the Grant Thornton member firms provide assurance, tax and advisory services to their clients and/or refers to one or more member firms, as the context requires. Grant Thornton Australia Limited is a member firm of Grant Thornton International Ltd (GTIL). GTIL and the member firms are not a worldwide partnership. GTIL and each member firm is a separate legal entity. Services are delivered by the member firms. GTIL does not provide services to clients. GTIL and its member firms are not agents of, and do not obligate one another and are not liable for one another's acts or omissions. In the Australian context only, the use of the term 'Grant Thornton' may refer to Grant Thornton Australia Limited ABN 41 127 556 389 ACN 127 556 389 and its Australian subsidiaries and related entities. Liability limited by a scheme approved under Professional Standards Legislation.

## Other Information

The Directors are responsible for the other information. The other information comprises the information including in the Registered Entity's annual report for the year ended 30 June 2025, but does not include the financial report and our auditor's report thereon.

Our opinion on the financial report does not cover other information and accordingly we do not express any form of assurance conclusion thereon.

In connection with our audit of the financial report, our responsibility is to read the information and, in doing so, consider whether the other information is materially inconsistent with the financial report, or our knowledge obtained in the audit or otherwise appears to be materially misstated.

If, based on the work we have performed, we conclude that there is a material misstatement of this other information, we are required to report that fact. We have nothing to report in this regard.

## Responsibilities of the Directors for the financial report

The directors of the Registered Entity are responsible for the preparation and fair presentation of the financial report in accordance with Australian Accounting Standards – *AASB 1060 General Purpose Financial Statements - Simplified Disclosures for For-Profit and Not-for-Profit Tier 2 Entities* and the ACNC Act, and for such internal control as the Directors determine is necessary to enable the preparation of the financial report that is free from material misstatement, whether due to fraud or error.

In preparing the financial report, the Directors are responsible for assessing the Registered Entity's ability to continue as a going concern, disclosing, as applicable, matters related to going concern and using the going concern basis of accounting unless the Directors either intend to liquidate the Registered Entity or to cease operations, or have no realistic alternative but to do so.

The Directors are responsible for overseeing the Registered Entity's financial reporting process.

## Auditor's responsibilities for the audit of the financial report

Our objectives are to obtain reasonable assurance about whether the financial report as a whole is free from material misstatement, whether due to fraud or error, and to issue an auditor's report that includes our opinion. Reasonable assurance is a high level of assurance but is not a guarantee that an audit conducted in accordance with the Australian Auditing Standards will always detect a material misstatement when it exists. Misstatements can arise from fraud or error and are considered material if, individually or in the aggregate, they could reasonably be expected to influence the economic decisions of users taken on the basis of this financial report.

As part of an audit in accordance with the Australian Auditing Standards, we exercise professional judgement and maintain professional scepticism throughout the audit. We also:

- Identify and assess the risks of material misstatement of the financial report, whether due to fraud or error, design and perform audit procedures responsive to those risks, and obtain audit evidence that is sufficient and appropriate to provide a basis for our opinion. The risk of not detecting a material misstatement resulting from fraud is higher than for one resulting from error, as fraud may involve collusion, forgery, intentional omissions, misrepresentations, or the override of internal control.
- Obtain an understanding of internal control relevant to the audit in order to design audit procedures that are appropriate in the circumstances, but not for the purpose of expressing an opinion on the effectiveness of the Registered Entity's internal control.
- Evaluate the appropriateness of accounting policies used and the reasonableness of accounting estimates and related disclosures made by the Directors.
- Conclude on the appropriateness of the directors' use of the going concern basis of accounting and, based on the audit evidence obtained, whether a material uncertainty exists related to events or conditions that may cast significant doubt on the Registered Entity's ability to continue as a going concern. If we conclude that a material uncertainty exists, we are required to draw attention in our auditor's report to the related disclosures in the financial report or, if such disclosures are inadequate, to modify our opinion. Our conclusions are based on the audit evidence obtained up to the date of our auditor's report. However, future events or conditions may cause the Registered Entity to cease to continue as a going concern.

---

Grant Thornton Audit Pty Ltd



- Evaluate the overall presentation, structure and content of the financial report, including the disclosures, and whether the financial report represents the underlying transactions and events in a manner that achieves fair presentation.

We communicate with those charged with governance regarding, among other matters, the planned scope and timing of the audit and significant audit findings, including any significant deficiencies in internal control that we identify during our audit.

Grant Thornton

GRANT THORNTON AUDIT PTY LTD  
Chartered Accountants



J C Rubelli  
Partner - Audit & Assurance  
Perth, 27 October 2025

# A3. NUMBER OF AGREEMENTS BY AGREEMENT TYPE

The number of agreements by agreement type in force at the end of the reporting period, and new agreements signed and agreements terminated during the reporting period.

	IN FORCE	NEW	TERMINATED
SUPPLY AGREEMENTS	825	107	19
REFUND POINT AGREEMENTS	69	2	2
BOTTLE CRUSHERS AGREEMENTS	2	-	-
MATERIAL RECOVERY AGREEMENTS	6	1	-
EXPORT REBATE AGREEMENTS	16	1	-
AGREEMENTS WITH PROCESSORS	3	-	-
AGREEMENTS WITH LOGISTICS PROVIDERS	5	-	-
ARRANGEMENTS WITH RECYCLERS	36	3	-

## A4. AMOUNTS CHARGED TO FIRST RESPONSIBLE SUPPLIERS

Current and historical figures (up to five years from the appointed day) showing the amounts charged to first responsible suppliers under supply agreements; including the total annual amount charged to first responsible suppliers, as well as the cost charged per material type and aggregated by material type (materials are to be grouped together by material type but not separated by reference to the first responsible supplier in order to maintain confidential information of first responsible suppliers).

	2021	2022	2023	2024	2025
<b>ALUMINIUM</b>	\$46,586,194	\$67,127,891	\$70,926,210	\$81,441,803	\$87,004,390
<b>GLASS</b>	\$34,778,512	\$43,763,675	\$40,883,628	\$39,702,356	\$34,399,738
<b>HDPE</b>	\$2,281,092	\$3,021,432	\$2,960,984	\$3,251,068	\$2,856,436
<b>LPB</b>	\$7,257,806	\$9,811,141	\$10,055,735	\$10,457,926	\$10,877,562
<b>PET</b>	\$35,612,920	\$48,172,128	\$51,567,906	\$60,930,567	\$57,922,400
<b>STEEL</b>	\$114,716	\$202,932	\$226,617	\$341,460	\$385,997
<b>OTHER</b>	\$36,980	\$75,937	\$164,900	(\$99,475)	\$67,917
<b>TOTAL</b>	<b>\$126,668,219</b>	<b>\$172,175,137</b>	<b>\$176,785,980</b>	<b>\$196,025,705</b>	<b>\$193,514,440</b>

( ) due to audit adjustment.

## A6. TOTAL NUMBERS OF CONTAINERS SOLD

Current and historical figures (up to five years from the appointed day) showing total numbers of containers sold in Western Australia by container material type.

	2021	2022	2023	2024	2025
<b>ALUMINIUM</b>	406,051,920	592,090,437	610,586,276	655,019,852	689,680,485
<b>GLASS</b>	291,765,801	373,009,079	326,954,449	305,189,245	279,934,907
<b>HDPE</b>	19,235,359	25,411,196	24,341,410	25,168,701	22,187,945
<b>LPB</b>	59,363,824	82,764,849	80,209,662	79,365,898	82,600,590
<b>PET</b>	301,746,786	411,917,615	422,791,353	462,926,226	472,720,837
<b>STEEL</b>	852,442	1,706,355	1,890,279	2,405,251	2,973,708
<b>OTHER</b>	273,227	271,788	422,430	372,904	510,342
<b>TOTAL</b>	<b>1,079,289,359</b>	<b>1,487,171,319</b>	<b>1,467,195,859</b>	<b>1,530,448,077</b>	<b>1,550,608,814</b>

## A7. REFUND POINT ANNUAL VOLUMES BY MATERIAL TYPE AND REGION

	ALUMINIUM	GLASS	HDPE	LIQUID PAPER BOARD	OTHER	PET	STEEL	TOTAL
GASCOYNE	4,394,227	1,456,749	33,176	64,619	3	1,344,180	4,794	7,297,748
GOLDFIELDS- ESPERANCE	15,616,005	6,999,190	303,859	586,554	2,087	8,108,417	30,993	31,647,105
GREAT SOUTHERN	12,040,263	6,142,151	284,367	562,867	1,525	5,422,523	19,418	24,473,114
KIMBERLEY	9,955,472	2,274,157	96,872	233,127	2,792	2,871,493	6,047	15,439,960
MIDWEST	14,645,560	6,278,958	273,584	498,608	64,742	5,722,661	40,534	27,524,647
PEEL	18,604,168	8,245,021	393,455	985,962	3,486	8,042,047	35,611	36,309,750
PERTH	266,373,481	129,588,820	5,806,651	17,620,779	432,569	186,918,629	1,217,757	607,958,686
PILBARA	14,503,224	4,611,483	167,642	406,240	1,224	9,051,521	31,925	28,773,259
SOUTHWEST	35,942,654	18,260,142	758,807	1,635,983	132,881	13,988,449	71,353	70,790,269
WHEATBELT	17,149,378	8,396,041	380,803	719,598	481	5,918,674	21,609	32,586,584
TOTAL	409,224,432	192,252,712	8,499,216	23,314,337	641,790	247,388,594	1,480,041	882,801,122

# A7. MRF ANNUAL VOLUMES BY MATERIAL TYPE

	MRFS	BOTTLE CRUSHERS	TOTAL
ALUMINIUM	57,182,253	-	57,182,253
GLASS	30,501,903	824,052	31,325,955
HDPE	2,586,561	-	2,586,561
PET	36,509,377	-	36,509,377
MIXED PLASTIC	7,903,854	-	7,903,854
TOTAL	134,683,948	824,052	135,508,000

## A8. TOTAL WEIGHT OF MATERIAL TYPES PROCESSED BY RPOs

Total weight of material types collected and delivered for recycling under the CDS, listed by material types. Processed through refund points (excluding MRFs).



### ALUMINIUM

5,647 Tonnes



### GLASS

38,083 Tonnes



### PET

5,044 Tonnes



### LIQUID PAPER BOARD

373 Tonnes



### HDPE

267 Tonnes



### STEEL

53 Tonnes

## A8. TOTAL WEIGHT OF MATERIAL TYPES PROCESSED BY MRFS

Total weight of material types collected and delivered for recycling under the CDS, listed by material types. Processed through MRFs (excluding refund points).



### ALUMINIUM

999 Tonnes



### GLASS

45,467 Tonnes



### PET

2,893 Tonnes



### HDPE

3,496 Tonnes



### MIXED PLASTIC

3,704 Tonnes



## A8. TOTAL WEIGHT OF MATERIAL TYPES PROCESSED BY RPOS & MRFS

Total weight of material types collected and delivered for recycling under the CDS, listed by material types. Processed through Refund Points & MRFs.



### ALUMINIUM

6,646 Tonnes



### GLASS

83,550 Tonnes



### PET

7,937 Tonnes



### LIQUID PAPER BOARD

373 Tonnes



### HDPE

3,763 Tonnes



### STEEL

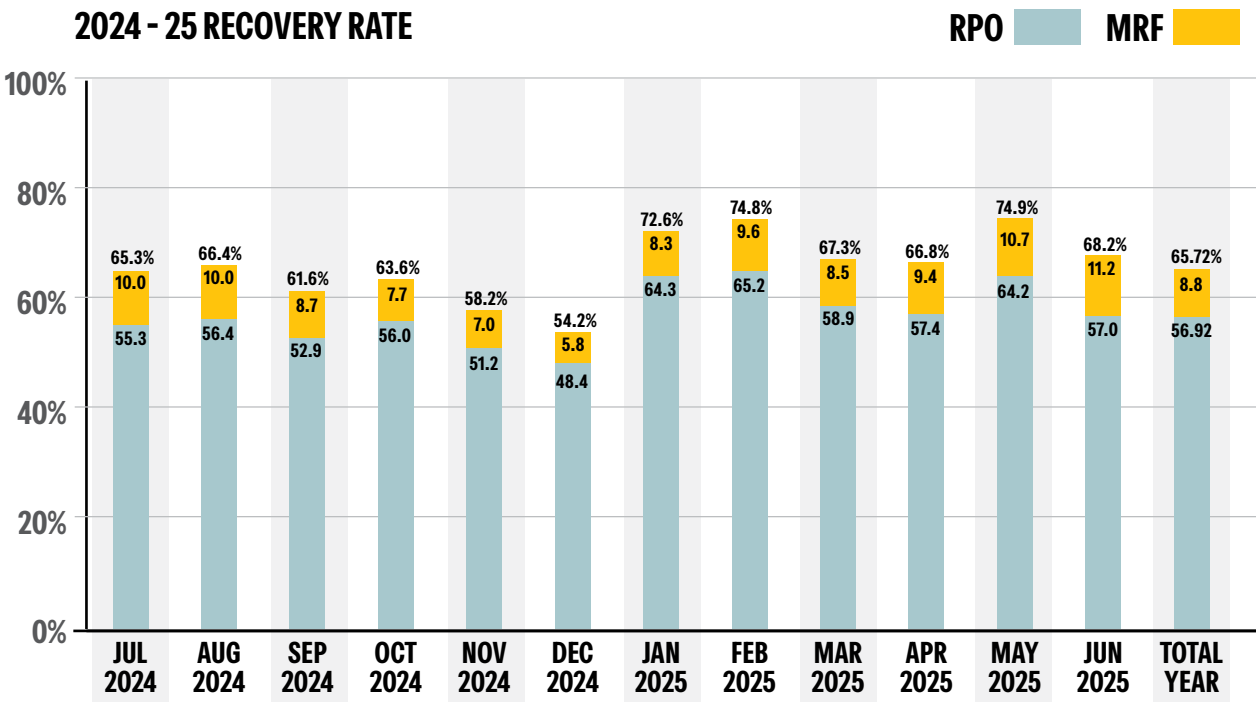
53 Tonnes



### MIXED PLASTIC

3,704 Tonnes

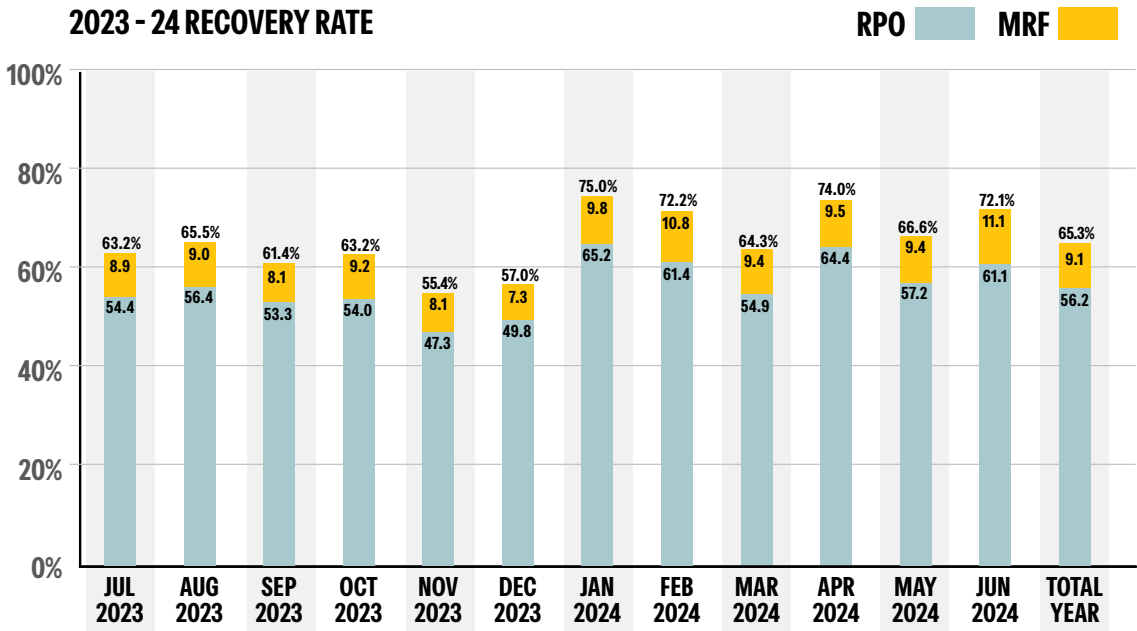
# A9. WESTERN AUSTRALIA AVERAGE RECOVERY RATE



**2025 WA AVERAGE RECOVERY RATE 65.72%**

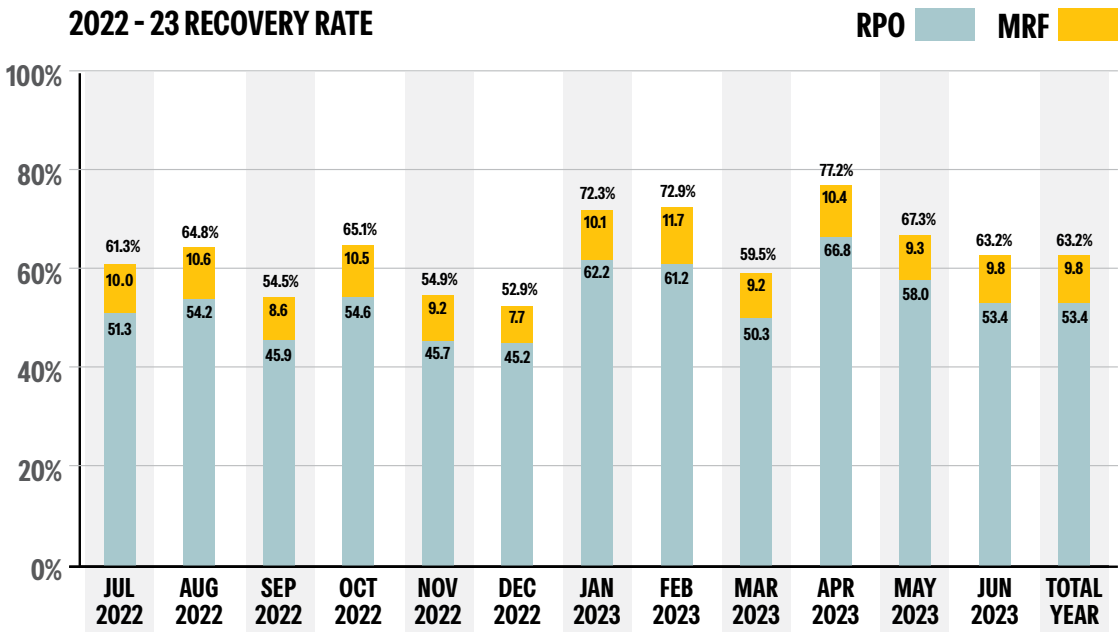
**Note:** The average redemption percentages can be subject to minor change post publication as a result of year end finalisation of eligible container sales into Western Australia and material recovery facility volumes.

# A9. WESTERN AUSTRALIA AVERAGE RECOVERY RATE



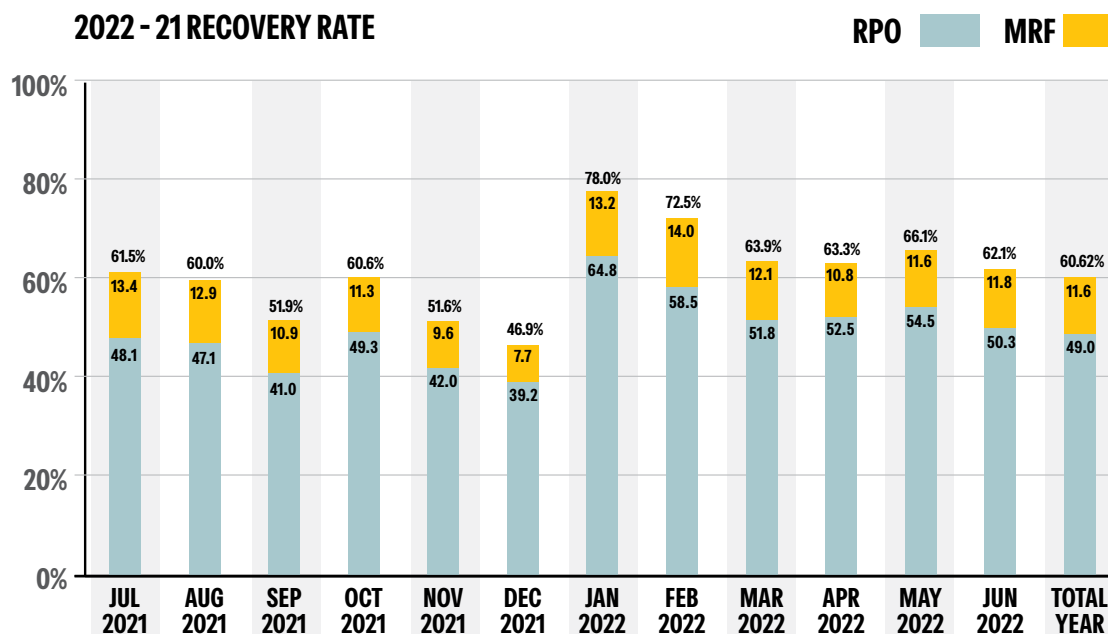
2024 WA AVERAGE RECOVERY RATE 65.37%

Inclusive of annual declaration adjustments.

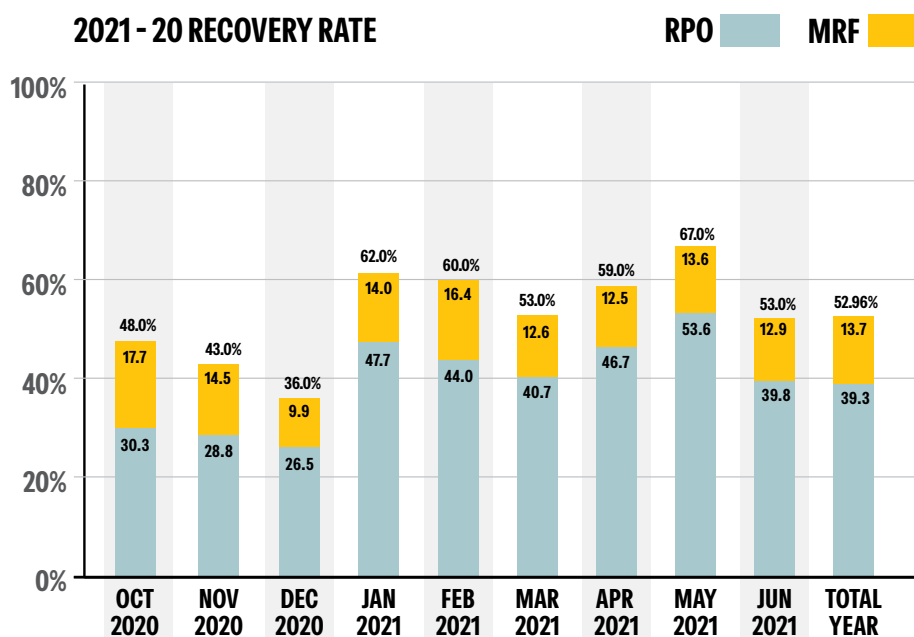


2023 WA AVERAGE RECOVERY RATE 63.2%

# A9. WESTERN AUSTRALIA AVERAGE RECOVERY RATE



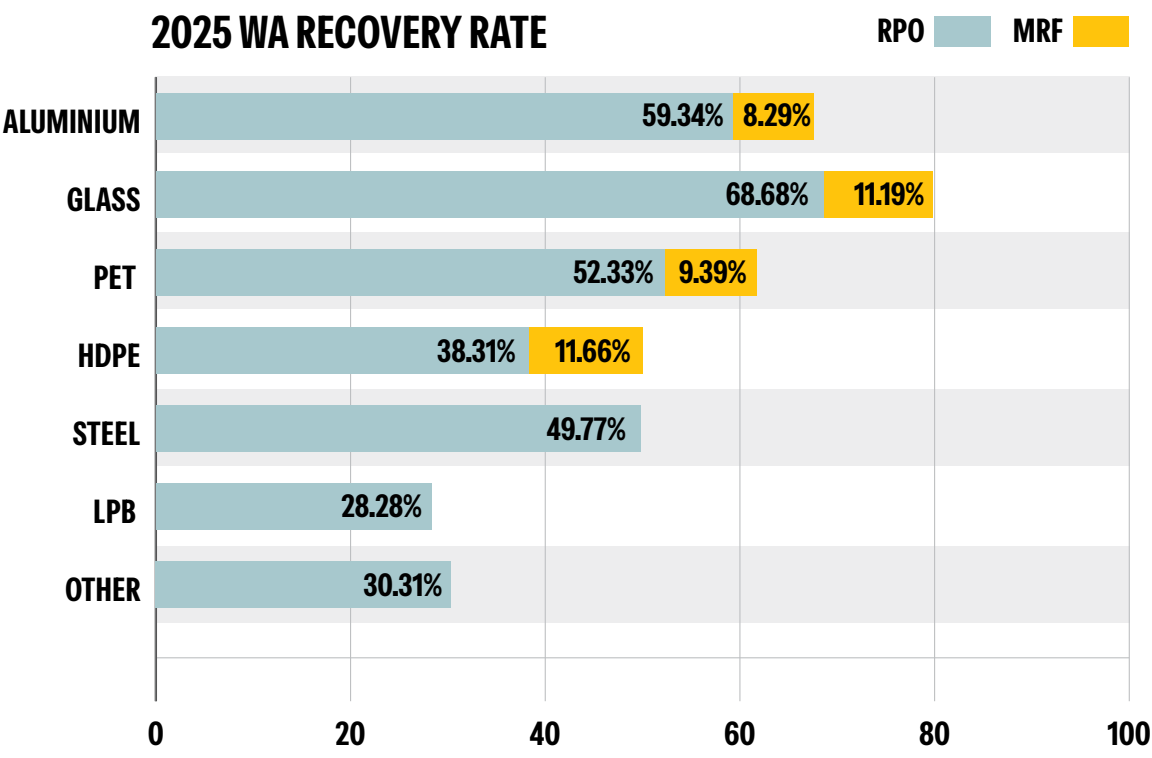
**2022 WA AVERAGE RECOVERY RATE 60.62%**



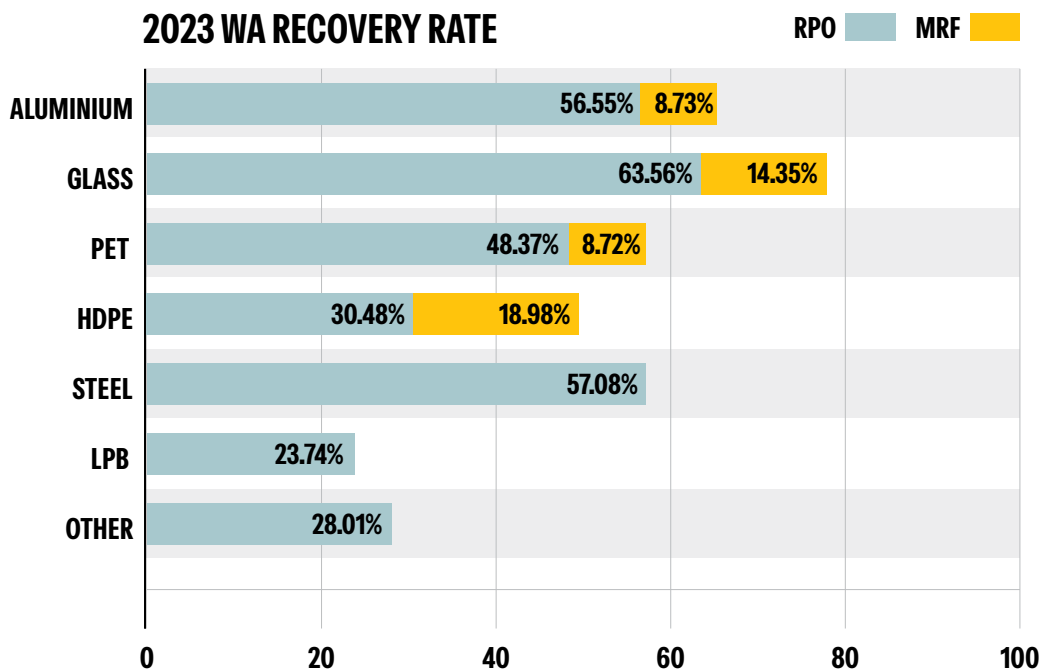
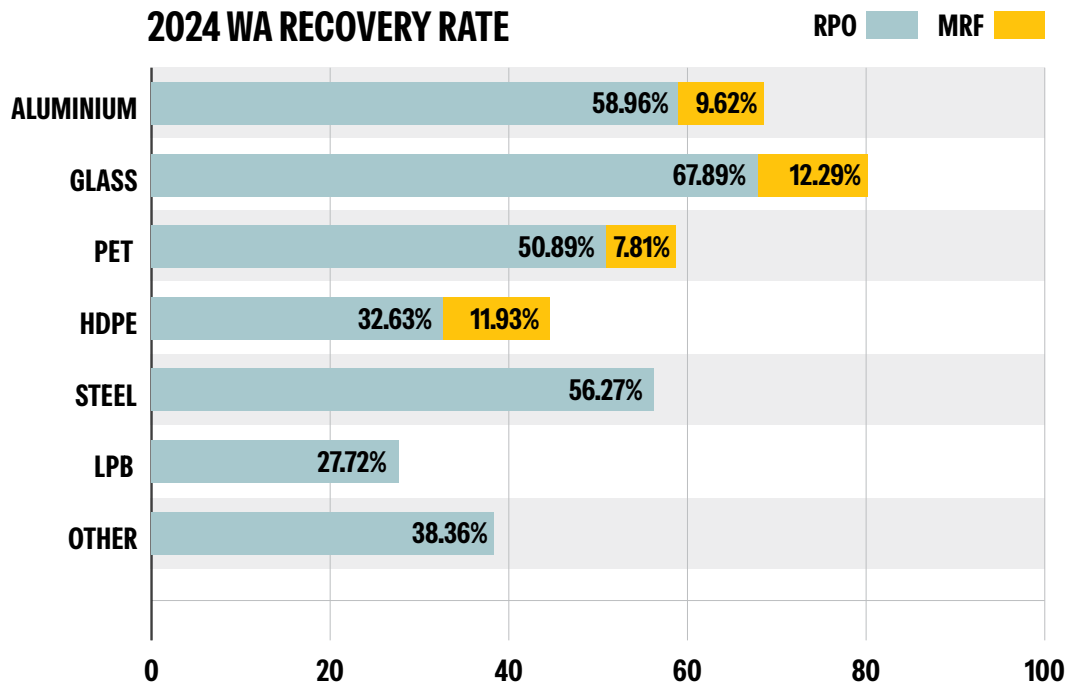
**2021 WA AVERAGE RECOVERY RATE 52.96%**

**Note:** The average redemption percentages can be subject to minor change post publication as a result of year end finalisation of eligible container sales into Western Australia and material recovery facility volumes.

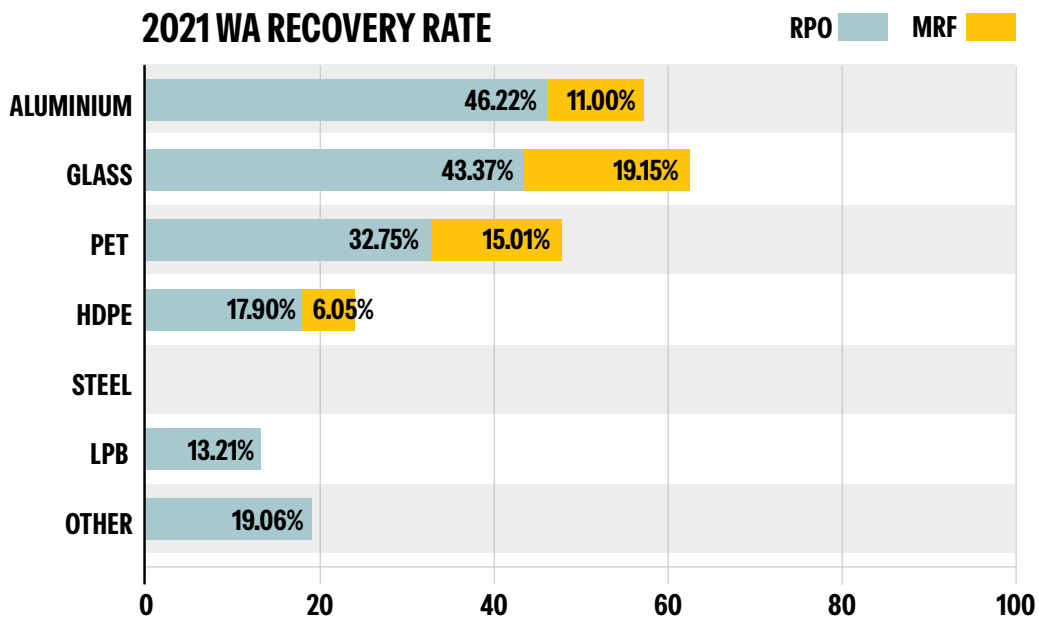
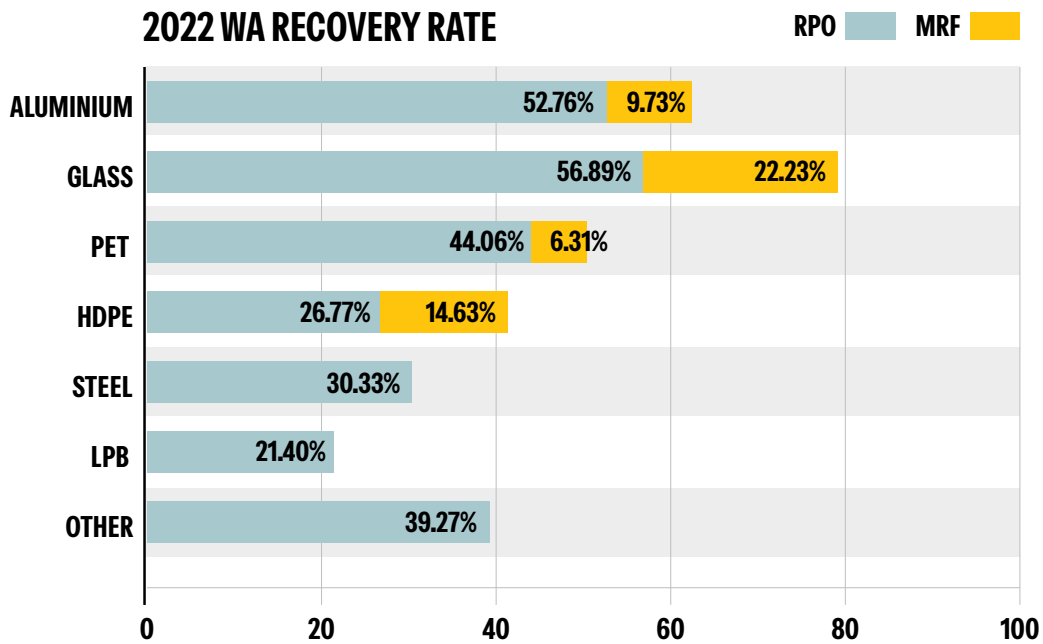
# A9. WESTERN AUSTRALIA REDEMPTION BY MATERIAL TYPE



# A9. WESTERN AUSTRALIA REDEMPTION BY MATERIAL TYPE



# A9. WESTERN AUSTRALIA REDEMPTION BY MATERIAL TYPE



# A10. NUMBER AND TYPE OF EACH REFUND POINT

Evidence that the access principles described in the minimum network standards have been met, including a record of the percentage of refund points in each region.

	TARGET	FLEXIBLE REFUND POINTS	FULL TIME REFUND POINTS	TOTAL CURRENT REFUND POINTS	%
PERTH & PEEL	131	13	148	161	123%
WHEATBELT	27	10	32	42	156%
SOUTHWEST	19	8	16	24	126%
KIMBERLEY	12	2	12	14	117%
PILBARA	9	2	12	14	156%
GOLDFIELDS – ESPERANCE	11	7	4	11	100%
MIDWEST	8	4	10	14	175%
GREAT SOUTHERN	8	5	6	11	138%
GASCOYNE	4	1	4	5	125%
TOTAL	229	52	244	296	129%

\*These numbers reflect refund point numbers on 30 June 2025 and under the minimum standards definitions applicable at this time.



## A10. ACCESS PRINCIPLES

The number of each type of refund point for the metropolitan area and each region operating at the end of the reporting period.

	TOTAL IN REGION	SITES WITH DISABILITY ACCESS
PERTH METRO AREA	147	131
WHEATBELT	42	36
SOUTH WEST	24	17
KIMBERLEY	14	12
PILBARA	14	11
PEEL	14	8
GOLDFIELDS – ESPERANCE	11	9
MIDWEST	14	7
GREAT SOUTHERN	11	9
GASCOYNE	5	3
<b>TOTAL</b>	<b>296</b>	<b>243</b>

WARRRL continues to engage with a disability consultancy organisation to assist refund point operators to improve access to the network for people living with disabilities.

Please refer to the list of RPO locations on following pages.

# A10. LIST OF RPO LOCATIONS AND OPEN HOURS

SITE NAME	ADDRESS	MON	TUE	WED	THU	FRI	SAT	SUN	SOCIAL ENTERPRISE	COMPLIANCE TO HOURS
Beechboro – Self-Serve Kiosk   The Refund Depot	Altone Park Shopping Centre, 161 Altone Rd, Beechboro	8am – 9pm	8am – 9pm	8am – 9pm	8am – 9pm	8am – 9pm	8am – 5pm	11am – 5pm	No	Compliant
Spearwood – Self-Serve Kiosk   TOMRA Collection	Phoenix Shopping Centre, 254 Rockingham Rd, Spearwood	9am – 5:30pm	9am – 5:30pm	9am – 5:30pm	9am – 9pm	9am – 5:30pm	9am – 5pm	11am – 5pm	No	Compliant
Tarcoola Beach – Drop & Go   Return It	Lot 100 (No.156) Brand Highway, Tarcoola Beach	-	-	-	-	-	-	-	No	Compliant
Burswood – Drop & Go   Recycle to Change	Corner Glenn Place and Victoria Park Drv, Burswood	-	-	-	-	-	-	-	No	Compliant
Vic Park Community Centre – Drop & Go   Recycle to Change	248 (Lot 10) Gloucester St, East Victoria Park	-	-	-	-	-	-	-	No	Compliant
Willetton – Depot   Recycle to Change	Unit 1/2, 3 Moonie St, Willetton	8am – 4:30pm	8am – 4:30pm	8am – 4:30pm	8am – 4pm	8am – 4pm	8am – 4pm	-	No	Compliant
Mount Barker Town – Drop & Go   GREEN SKILLS INC	Plantagenet District Hall carpark, Memorial Rd, Mount Barker (WA)	-	-	-	-	-	-	-	Social Enterprise	Compliant – Pop-up
Ellenbrook – Drop & Go   Good Sammy Recycling	Unit 1/4 Fringed Wy, Ellenbrook	9am – 5pm	9am – 5pm	9am – 5pm	9am – 5pm	9am – 5pm	9am – 5pm	12pm – 4pm	Social Enterprise	Compliant
Karrinyup – Self-Serve Kiosk   TOMRA Collection	Cafe Terrace, Level 1 Eastern Precinct Karrinyup Shopping Center, 200 Karrinyup Rd, Karrinyup	9am – 5:30pm	9am – 5:30pm	9am – 5:30pm	9am – 9pm	9am – 5:30pm	9am – 5pm	11am – 5pm	No	Compliant
Subiaco – Self-Serve Kiosk   Return-It	Market Lane, 44 Station St, Subiaco	8am – 9pm	8am – 9pm	8am – 9pm	8am – 9pm	8am – 9pm	8am – 5pm	11am – 5pm	No	Compliant
Looma Community – Drop & Go   Nirumbuk Environmental Health and Service	Looma Community, Derby (WA)	-	-	-	-	-	-	-	Social Enterprise	Compliant
Pemberton – Drop & Go   Purple Plough Pty Ltd	Pemberton Transfer Station, 104 Pemberton-Northcliffe Rd Yeargarup, Pemberton	-	-	12pm – 5pm	-	-	12pm – 5pm	12pm – 5pm	No	Compliant
Baldivis – Pop-Up Depot   Community Recycling WA	The Baldivis Recreation Centre, Fifty Rd, Baldivis	-	-	-	-	9am – 1pm	-	-	Social Enterprise	Compliant
Pinjarra – Pop-Up Depot, Drop & Go   Community Recycling WA	18 James St, Car Park (next to Murray House Resource Centre), Pinjarra	-	9am – 1pm	-	-	-	-	-	Social Enterprise	Compliant – Pop-up
Mundijong – Pop-Up Depot, Drop & Go   Community Recycling WA	Mundijong Park, Mundijong, Mundijong	-	-	-	9am – 1pm	-	-	-	Social Enterprise	Compliant – Pop-up
Waroona – Pop-Up Depot, Drop & Go   Community Recycling WA	Millar St, Waroona Town Oval, Waroona	-	-	9am – 1pm	-	-	-	-	Social Enterprise	Compliant – Pop-up
Shire of Murchison – Drop & Go   Return-It	Shire of Murchison Settlement, Freight Yard, Mulga Crescent, Murchison (WA)	-	-	-	-	-	-	-	No	Compliant
Myalup – Drop & Go   Return-It	Caltex Myalup, 2680 Old Coast Rd, Myalup	-	-	-	-	-	-	-	No	Compliant
Stratham – Drop & Go   Return-It	Caltex Stratham, 1540 Bussell Hwy, Stratham	-	-	-	-	-	-	-	No	Compliant
Kwinana – Drop & Go   Return-It	Caltex Parmelia, 60 Meares Ave, Kwinana Town Centre	-	-	-	-	-	-	-	No	Compliant

\*Note – if no hours shown, site is 24/7

# A10. LIST OF RPO LOCATIONS AND OPEN HOURS (CONTINUED)

SITE NAME	ADDRESS	MON	TUE	WED	THU	FRI	SAT	SUN	SOCIAL ENTERPRISE	COMPLIANCE TO HOURS
Gelorup - Drop & Go   Return-It	Caltex Bunbury South, 140 Bussell Hwy, Shop 23 Parks Shopping Centre, Gelorup	-	-	-	-	-	-	-	No	Compliant
Binningup - Drop & Go   Return-It	Caltex Petrol Station, 7080 Forrest Hwy, Binningup	-	-	-	-	-	-	-	No	Compliant
Barragup - Drop & Go   Return-It	Caltex Petrol Station, 715 Pinjarra Rd, Barragup	-	-	-	-	-	-	-	No	Compliant
Red Hill - Drop & Go   Shire Of Mundaring	194 Toodyay Rd, Red Hill (WA)	8am - 4pm	8am - 4pm	8am - 4pm	8am - 4pm	8am - 4pm	8am - 4pm	10am - 4pm	No	Compliant
Halls Head - Drop & Go   Good Sammy Recycling	9/2 Rutland Drv, Halls Head	9am - 5pm	9am - 5pm	9am - 5pm	9am - 5pm	9am - 5pm	9am - 5pm	12pm - 4:30pm	Social Enterprise	Compliant
Leederville - Drop & Go   Good Sammy Recycling	247 Oxford St, Leederville	9am - 5pm	9am - 5pm	9am - 5pm	9am - 5pm	9am - 5pm	9am - 5pm	12pm - 4:30pm	Social Enterprise	Compliant
Capel - Pop-Up Depot, Drop & Go   Cash4Cans	Anglican Car park, Forrest Rd, Capel	-	-	-	8am - 12pm	-	8am - 12pm	-	No	Compliant
Coorow - Drop & Go   Recycle Moore	1 Bristol St, Coorow	-	-	-	-	-	-	-	No	Compliant
Ballidu - Drop & Go   Recycle Moore	35 Fairbanks St, Ballidu	-	-	-	-	-	-	-	No	Compliant
Fitzroy Crossing - Depot   FISH	1 Emanuel Way, Fitzroy Crossing	8:30am - 4:30pm	-	-	-	-	8:30am - 12:30pm	-	Social Enterprise	Compliant
Yerecoin - Drop & Go   Recycle Moore	Miling Rd, (Opposite the Yerecoin Tavern), Yerecoin	-	-	-	-	-	-	-	No	Compliant
Mogumber - Drop & Go   Recycle Moore	Mogumber Oval & Hall, Bindoon - Moora Rd, Mogumber	-	-	-	-	-	-	-	No	Compliant
Calingiri - Drop & Go   Recycle Moore	19 Lambert Crescent, Calingiri	-	-	-	-	-	-	-	No	Compliant
Kalannie - Drop & Go   Recycle Moore	6 Hazlett St, Kalannie, Kalannie	-	-	-	-	-	-	-	No	Compliant
Donnybrook - Depot   Cash4Cans Donnybrook	10 Cherrydale Way, Donnybrook (WA)	-	-	-	8:30am - 4pm	-	8am - 12pm	-	No	Compliant
Woodridge - Drop & Go   Good Sammy Recycling	13 King Drv, Woodridge Markets, Woodridge (WA)	-	-	-	-	-	-	-	Social Enterprise	Compliant
Gingin - Drop & Go   Good Sammy Recycling	New St (Adjacent to St John of God Sub Centre), Gingin	-	-	-	-	-	-	-	Social Enterprise	Compliant
Cervantes - Drop & Go   Good Sammy Recycling	2 Aragon St, Cervantes Football Oval, Cervantes	-	-	-	-	-	-	-	Social Enterprise	Compliant
Derby - Depot   Nirrumbuk Environmental Health and Services Pty Ltd	2 Russ St, Derby (WA)	-	-	9am - 1pm	9am - 1pm	9am - 01pm	-	-	Social Enterprise	Compliant - Pop-up
Bridgetown - Depot   Purple Plough Pty Ltd	Recycle Rd, Bridgetown	-	-	7:30am - 12pm	7:30am - 12pm	7:30am - 11am	9am - 4pm	-	No	Compliant
Lancelin - Depot   Good Sammy Recycling	23 Walker Ave, Lancelin	-	-	9am - 1pm	-	-	9am - 3pm	-	Social Enterprise	Compliant
Jurien Bay - Depot   Good Sammy Recycling	5 Doust St, Jurien Bay	-	-	-	9am - 1pm	9am - 1pm	9am - 1pm	-	Social Enterprise	Compliant

\*Note - if no hours shown, site is 24/7

# A10. LIST OF RPO LOCATIONS AND OPEN HOURS (CONTINUED)

SITE NAME	ADDRESS	MON	TUE	WED	THU	FRI	SAT	SUN	SOCIAL ENTERPRISE	COMPLIANCE TO HOURS
Bindoon - Drop and Go   Good Sammy Recycling	18 Mingah Rd, Mooliabeenee	-	-	-	-	-	-	-	Social Enterprise	Compliant
Muchea - Drop and Go   Good Sammy Recycling	Lot 300 536 Wandena Rd, Muchea	-	-	-	-	-	-	-	Social Enterprise	Compliant
Bidyadanga Community - Drop & Go   Nirrumbuk Environmental Health and Service	Bidyadanga Rd, Bidyandanga Aboriginal Community, Lagrange	-	-	-	-	-	-	-	Social Enterprise	Compliant
Bayswater - Drop & Go   U Can Recycle WA	220 Collier Rd Bayswater, Bayswater (WA)	-	-	-	-	-	-	-	No	Compliant
Gascoyne Junction - Drop & Go   ABC Foundation Ltd	4 Scott St, Gascoyne Junction	-	-	-	-	-	-	-	Social Enterprise	Compliant
Drummond Cove - Drop & Go   Return-It	440 Rdhouse, Lot 101 North Western Highway, Drummond Cove	-	-	-	-	-	-	-	No	Compliant
Yanchep - Pop-Up Depot   The Refund Depot	Old Yanchep Rd, Oldham Park Carpark, Yanchep	-	-	-	-	10am - 3pm	-	-	No	Compliant
Vasse - Drop & Go   Margaret River Refund	28 Northerly St, Vasse - Vasse General Store, Vasse	-	-	-	-	-	-	-	No	Compliant
Coolgardie - Pop-Up Depot   Pitbull Services	73-83 Woodward St, Coolgardie Men's Shed, Coolgardie (WA)	-	-	-	-	-	-	12pm - 2pm	No	Compliant - Pop-up
Kambalda - Depot   Pitbull Services	36 Clianthus Rd, Kambalda West	-	-	-	-	12pm - 4pm	12pm - 4pm	-	No	Compliant
Serpentine - Drop & Go   U CAN RECYCLE WA	Serpentine & Districts Golf Club, 1412 Karnup Rd Serpentine WA 6125, Serpentine (WA)	-	-	-	-	-	-	-	No	Compliant
Manjimup - Depot   Southern Forest C4C	789 Crouch St, Manjimup	-	8am - 3pm	-	-	8am - 12pm	8am - 12pm	-	Social Enterprise	Compliant
Geordie Bay Rottnest - Drop & Go   Scouts WA Recycling	Geordie Bay Settlement, Temeraire Rd, Rottnest, Rottnest Island	6am - 6pm	6am - 6pm	6am - 6pm	6am - 6pm	6am - 6pm	6am - 6pm	6am - 6pm	Social Enterprise	Compliant
Morley - Drop & Go   Good Sammy Recycling	129 Russell St, Morley	9am - 4:30pm	9am - 4:30pm	9am - 4:30pm	9am - 4:30pm	9am - 4:30pm	9am - 4:30pm	12pm - 4pm	Social Enterprise	Compliant
Harvey - Pop-Up Depot   Cash4Cans	Harvey Recreation Ground, Young St, Harvey	-	8am - 12pm	-	-	-	8am - 12pm	-	No	Compliant
Darkan - Drop & Go   Cash4Cans	Darkan Mens Shed - Burrowes St, Darkan	-	-	-	-	-	-	-	No	Compliant
Withers - Drop & Go   Cash4Cans	1 Rotary Avenue, Withers, Withers	-	-	-	-	-	-	-	No	Compliant
Davenport - Depot   Cash4Cans	13 Smokebush Drv, Davenport (WA)	8:30am - 4pm	8:30am - 4pm	8:30am - 4pm	8:30am - 4pm	8:30am - 4pm	8am - 12pm	Closed	No	Compliant
Davenport - Drop & Go   Cash4Cans	Foodbank, 5 Clifford St, Davenport (WA)	-	-	-	-	-	-	-	No	Compliant
Collie - Depot   Cash4Cans	2 Marshall St, Collie (WA)	8:30am - 4pm	-	8:30am - 4pm	-	8:30am - 4pm	8:30am - 12pm	-	No	Compliant
Warburton Roadhouse - Drop & Go   Laverton Sports Club	Warburton Rdhouse, Lot 151 Great Central Rd, Warburton (WA)	9am - 5pm	9am - 5pm	9am - 5pm	9am - 5pm	9am - 5pm	9am - 3pm	9am - 3pm	Social Enterprise	Compliant
New Norcia - Drop & Go   Recycle Moore	11289 Great Northern Hwy, New Norcia	-	-	-	-	-	-	-	No	Compliant

\*Note - if no hours shown, site is 24/7

# A10. LIST OF RPO LOCATIONS AND OPEN HOURS (CONTINUED)

SITE NAME	ADDRESS	MON	TUE	WED	THU	FRI	SAT	SUN	SOCIAL ENTERPRISE	COMPLIANCE TO HOURS
Tamala Park – Drop & Go   Good Sammy Recycling	1700 Marmion Avenue, Tamala Park	8am – 4:45pm	8am – 4:45pm	8am – 4:45pm	8am – 4:45pm	8am – 4:45pm	8am – 4:45pm	8am – 4:45pm	Social Enterprise	Compliant
Robinson Reserve – Drop & Go   Good Sammy Recycling	Robinson Reserve, 29 Park St (Eldorado St), Tuart Hill	-	-	-	-	-	-	-	Social Enterprise	Compliant
Herb Graham Reserve – Drop & Go   Good Sammy Recycling	Herb Graham Recreation Centre, 38 Ashbury Crescent, Mirrabooka (WA)	-	-	-	-	-	-	-	Social Enterprise	Compliant
Bina Parkland – Drop & Go   Good Sammy Recycling	Bina Parkland, 50 Wallington Rd, Balga	-	-	-	-	-	-	-	Social Enterprise	Compliant
Trigg Island North Car Park – Drop & Go   Good Sammy Recycling	368 West Coast Drv, Trigg	-	-	-	-	-	-	-	Social Enterprise	Compliant
Balcatta – Depot   Good Sammy Recycling	Unit 11, 257 Balcatta Rd, Unit 11, Balcatta 6021, Balcatta	8am – 5pm	8am – 5pm	8am – 5pm	8am – 5pm	8am – 5pm	8am – 5pm	-	Social Enterprise	Compliant
Belmont – Self-Serve Kiosk   TOMRA Collection	44 Belvidere St, Belmont (WA)	8am – 9pm	8am – 9pm	8am – 9pm	8am – 9pm	8am – 9pm	8am – 9pm	11am – 5pm	No	Compliant
Butler – Self-Serve Kiosk   TOMRA Collection	Butler Shopping Centre – 161 Butler Blvd, Butler (WA)	8am – 9pm	8am – 9pm	8am – 9pm	8am – 9pm	8am – 9pm	8am – 9pm	11am – 5pm	No	Compliant
Forrestfield – Self-Serve Kiosk   TOMRA Collection	Forrestfield Shopping Centre – 20 Strelitzia Ave, Forrestfield	8am – 9pm	8am – 9pm	8am – 9pm	8am – 9pm	8am – 9pm	8am – 9pm	11am – 5pm	No	Compliant
Byford – Self-Serve Kiosk   TOMRA Collection	Byford Village Shopping Centre – 20 Abernethy Rd, Byford	8am – 9pm	8am – 9pm	8am – 9pm	8am – 9pm	8am – 9pm	8am – 9pm	11am – 5pm	No	Compliant
Morley – Self-Serve Kiosk   TOMRA Collection	Gateway Shopping Centre – 60 Russel St, Morley WA 6062, located between KFC and Nando's, Morley	8am – 9pm	8am – 9pm	8am – 9pm	8am – 9pm	8am – 9pm	8am – 9pm	11am – 5pm	No	Compliant
Madeley – Self-Serve Kiosk   TOMRA Collection	Kingsway City Shopping Centre – 168 Wanneroo Rd, Madeley	8am – 9pm	8am – 9pm	8am – 9pm	8am – 9pm	8am – 9pm	8am – 9pm	11am – 5pm	No	Compliant
Kalamunda – Self-Serve Kiosk   TOMRA Collection	Kalamunda Shopping Centre 39 Railway Rd, Kalamunda	8am – 9pm	8am – 9pm	8am – 9pm	8am – 9pm	8am – 9pm	8am – 9pm	11am – 5pm	No	Compliant
Currambine – Self-Serve Kiosk   TOMRA Collection	Currambine Central 1244 Marmion Ave, Currambine	8am – 9pm	8am – 9pm	8am – 9pm	8am – 9pm	8am – 9pm	8am – 9pm	11am – 5pm	No	Compliant
Cannington – Self-Serve Kiosk   TOMRA Collection	Westfield Carousel 1382 Albany Hwy, Entry via Cecil Ave, Cannington	8am – 9pm	8am – 9pm	8am – 9pm	8am – 9pm	8am – 9pm	8am – 9pm	11am – 5pm	No	Compliant
Caversham – Self-Serve Kiosk   TOMRA Collection	Primewest Caversham Village – 175 Suffolk St, Caversham WA 6055, Caversham	8am – 9pm	8am – 9pm	8am – 9pm	8am – 9pm	8am – 9pm	8am – 9pm	11am – 5pm	No	Compliant
Atwell – Self-Serve Kiosk   TOMRA Collection	Harvest Lakes Village Centre, 80 Lyon Rd, Atwell	8am – 9pm	8am – 9pm	8am – 9pm	8am – 9pm	8am – 9pm	8am – 9pm	11am – 5pm	No	Compliant
Waikiki – Self-Serve Kiosk   TOMRA Collection	Waikiki Village Shopping Centre 1-9 Ngangara Drv, Waikiki	8am – 9pm	8am – 9pm	8am – 9pm	8am – 9pm	8am – 9pm	8am – 9pm	11am – 5pm	No	Compliant
Kardinya – Self-Serve Kiosk   TOMRA Collection	Kardinya Park Shopping Centre, 1/15 South St, Kardinya	8am – 9pm	8am – 9pm	8am – 9pm	8am – 9pm	8am – 9pm	8am – 9pm	11am – 5pm	No	Compliant
Baldivis – Self-Serve Kiosk   TOMRA Collection	Stockland Baldivis Shopping Centre – 20 Settlers Avenue, Baldivis	8am – 9pm	8am – 9pm	8am – 9pm	8am – 9pm	8am – 9pm	8am – 9pm	11am – 5pm	No	Compliant
Livingston – Self-Serve Kiosk   TOMRA Collection	Livingston Marketplace Shopping Centre – 100-104 Ranford Rd, Canning Vale	8am – 9pm	8am – 9pm	8am – 9pm	8am – 9pm	8am – 9pm	8am – 9pm	11am – 5pm	No	Compliant

\*Note – if no hours shown, site is 24/7



# A10. LIST OF RPO LOCATIONS AND OPEN HOURS (CONTINUED)

SITE NAME	ADDRESS	MON	TUE	WED	THU	FRI	SAT	SUN	SOCIAL ENTERPRISE	COMPLIANCE TO HOURS
Greenwood - Self-Serve Kiosk   TOMRA Collection	18 Calectasia St, Greenwood (WA)	8am - 9pm	8am - 9pm	8am - 9pm	8am - 9pm	8am - 9pm	8am - 9pm	11am - 5pm	No	Compliant
Hillarys - Self-Serve Kiosk   TOMRA Collection	Whitfords City Shopping Centre, 470 Whitfords Ave, Hillarys	8am - 9pm	8am - 9pm	8am - 9pm	8am - 9pm	8am - 9pm	8am - 9pm	11am - 5pm	No	Compliant
Forest Lakes - Self-Serve Kiosk   TOMRA Collection	101 Forest Lakes Drv, Thornlie	8am - 9pm	8am - 9pm	8am - 9pm	8am - 9pm	8am - 9pm	8am - 9pm	11am - 5pm	No	Compliant
Mirrabooka - Self-Serve Kiosk   TOMRA Collection	43 Yirrigan Drv, Mirrabooka (WA)	8am - 9pm	8am - 9pm	8am - 9pm	8am - 9pm	8am - 9pm	8am - 9pm	11am - 5pm	No	Compliant
Gnowangerup - Pop-Up Depot, Drop & Go   Katanning Environmental Inc	Outside Shire Depot, 71 Cecil St, Gnowangerup WA 6335, Gnowangerup	-	-	-	-	-	9am - 1pm	-	Social Enterprise	Compliant - Pop-up
Denmark - Depot   GREEN SKILLS INC	Denmark Waste Management and Refuse Facility, 46 East River Rd, Denmark	-	-	12pm - 4pm	-	-	12pm - 4pm	-	Social Enterprise	Compliant
Dwellingup - Drop & Go   ETHOS RECYCLING	45 - 47 McLarty St, Dwellingup	-	-	-	-	-	-	-	No	Compliant
Australind - Depot   Bunbury Harvey Regional Council	Lot 45 Stanley Rd, Australind	8:30am - 4:30pm	8:30am - 4:30pm	8:30am - 4:30pm	8:30am - 4:30pm	8:30am - 4:30pm	8:30am - 4:30pm	1pm - 4:30pm	No	Compliant
Broome - Depot   Nirrumbuk Environmental Health and Services	29 Clementson St, Broome	9am - 4pm	9am - 4pm	9am - 4pm	9am - 4pm	9am - 4pm	9am - 1pm	-	Social Enterprise	Compliant
Merredin - Depot   Wheatbelt Cash for Containers	3 Benson Rd, Merredin	-	-	12pm - 5pm	12pm - 5pm	12pm - 5pm	9am - 1pm	-	No	Compliant
Bellevue - Depot   Recyclers for Change Midland	1 Cowan Gardens, Bellevue (WA)	9am - 4:30pm	9am - 4:30pm	9am - 4:30pm	9am - 4:30pm	9am - 4:30pm	8:30am - 12:30pm	-	Social Enterprise	Compliant
Exmouth - Depot   ABC Foundation Ltd	13 Koolinda Way, Exmouth	-	-	-	7:30am - 11:30am	-	7:30am - 11:30am	-	Social Enterprise	Compliant - Pop-up
Bibra Lake - Depot   Ability WA	30 Miguel Rd, Bibra Lake	9:30am - 4pm	9:30am - 4pm	9:30am - 4pm	9:30am - 4pm	9:30am - 4pm	8:30am - 12:30pm	-	Social Enterprise	Compliant
Midvale - Depot   Ability WA	25 Stanhope Gardens, Midvale	9am - 4pm	9am - 4pm	9am - 4pm	9am - 4pm	9am - 4pm	8:30am - 12:30pm	Closed	Social Enterprise	Compliant
Peppermint Grove - Drop & Go   U CAN RECYCLE WA	460 Stirling Hwy, Peppermint Grove	-	-	-	-	-	-	-	No	Compliant
Balcatta - Drop & Go   U CAN RECYCLE WA	201 Amelia St, Balcatta	-	-	-	-	-	-	-	No	Compliant
Brooklane Shopping Centre - Drop & Go   U CAN RECYCLE WA	80 Maffina Parade, Ellenbrook	-	-	-	-	-	-	-	No	Compliant
Banksia Grove - Self-Serve Depot   TOMRA Collection	Unit 4, 7 Honeybee Parade, Banksia Grove	7am - 7pm	7am - 7pm	7am - 7pm	7am - 7pm	7am - 7pm	7am - 7pm	9am - 6pm	No	Compliant
Charlottes Vineyard Oval - Drop & Go   U CAN RECYCLE WA	Charlottes Vineyard Oval, Everard Avenue, Ellenbrook	-	-	-	-	-	-	-	No	Compliant
Mount Magnet - Drop & Go   ETHOS RECYCLING	14 Moses St, Mount Magnet	-	-	-	-	-	-	-	No	Compliant
Cue Roadhouse - Drop & Go   ETHOS RECYCLING	12 Austin St, Cue	-	-	-	-	-	-	-	No	Compliant - Pop-up
Cranbrook - Drop & Go   GREEN SKILLS INC	Behind the Gillamii Centre 140 Climie St, Cranbrook (WA)	-	-	-	-	-	-	-	Social Enterprise	Compliant

\*Note - if no hours shown, site is 24/7

# A10. LIST OF RPO LOCATIONS AND OPEN HOURS (CONTINUED)

SITE NAME	ADDRESS	MON	TUE	WED	THU	FRI	SAT	SUN	SOCIAL ENTERPRISE	COMPLIANCE TO HOURS
North Dandalup - Depot   Ethos Recycling	4267 South West Highway, North Dandalup	-	12pm - 5pm	-	12pm - 5pm	-	9am - 1pm	-	No	Compliant
Karnup - Drop & Go   Ethos Recycling	2261 Mandurah Rd, Karnup	-	-	-	-	-	-	-	No	Compliant
South Yunderup - Drop & Go   Ethos Recycling	4 Delta Drv, South Yunderup Rd, South Yunderup	-	-	-	-	-	-	-	No	Compliant
Cue - Depot   Ethos Recycling	59 Austin St, Cue	-	8am - 12pm	-	-	8am - 12pm	-	-	No	Compliant
Kukerin - Drop & Go   All Good Refund Centre	25 Scadden St, Kukerin	9am - 4pm	9am - 4pm	9am - 4pm	9am - 4pm	9am - 4pm	9am - 4pm	-	No	Compliant
Lake Grace - Drop & Go   All Good Refund Centre	8 Mason St, Lake Grace Freight Depot, Lake Grace	5:30am - 5:30pm	5:30am - 5:30pm	5:30am - 5:30pm	5:30am - 5:30pm	5:30am - 5:30pm	6am - 10am	-	No	Compliant
Laverton - Depot   Laverton Sports Club	50 Weld Drv, Laverton (WA)	3pm - 5pm	-	3pm - 5pm	-	-	7am - 11am	-	Social Enterprise	Compliant
Maddington - Depot   Return2Sender	3 Carole Rd, Maddington	8:30am - 4pm	8:30am - 4pm	8:30am - 4pm	8:30am - 4pm	8:30am - 4pm	8:30am - 3:30pm	8am - 10pm	No	Compliant
Lake King - Drop & Go   Newdegate Machinery Field Days Incorporated	Nutrien Lake King - 8 Sugg Rd, Lake King	8am - 5pm	8am - 5pm	8am - 5pm	8am - 5pm	8am - 5pm	8am - 12pm	-	Social Enterprise	Compliant
Bremer Bay - Pop-Up Depot   Bremer Bay Community Men's Shed	Bremer Bay Waster Transfer Station Wellstead Rd, Bremer Bay	-	-	-	-	1pm - 4pm	-	1pm - 4pm	Social Enterprise	Compliant - Pop up
Wagin - Depot   All Good Refund Centre	20 Tavistock St, Wagin	-	-	-	9am - 1pm	9am - 1pm	9am - 1pm	-	No	Compliant
Dalwallinu - Drop & Go   Recycle Moore	Colin Anderson Dr, Dalwallinu	-	-	-	-	-	-	-	No	Compliant
Moora - Depot   Recycle Moore	Lot 1 Airstrip Rd, Moora (WA)	-	1pm - 5pm	1pm - 5pm	-	1pm - 5pm	8am - 5pm	8am - 5pm	No	Compliant
Wongan Hills - Drop & Go   Recycle Moore	2 Patterson St Wongan Hills 6603, Wongan Hills	-	-	-	-	-	-	-	No	Compliant
Newdegate - Pop-Up Depot   Newdegate Machinery Field Days Incorporated	Machinery Field Days Site, Waddell St, Newdegate	-	10am - 2pm	-	-	-	-	-	Social Enterprise	Compliant - Pop up
Norseman - Depot   The Norseman Men's Shed Association Inc	104 Princep St, Norseman	-	-	-	-	10am - 2pm	10am - 2pm	-	Social Enterprise	Compliant
Wiluna - Depot   Wiluna Traders Recycling Centre	37 Wotton St, Wiluna	-	9am - 12pm	-	9am - 12pm	-	9am - 12pm	-	No	Compliant
Kellerberrin - Depot   Kellerberrin Men's Shed	132 Massingham St, Kellerberrin	-	-	8:30am - 12:30pm	-	-	8:30am - 12:30pm	-	Social Enterprise	Compliant
Morawa - Depot   Motown Community Shed	81 Winfield St, Morawa	-	-	-	9am - 12pm	-	8am - 1pm	-	Social Enterprise	Compliant
Leonora - Pop-Up Depot   Shire of Leonora	22 Tower St, Leonora	-	9am - 1pm	-	9am - 1pm	-	8am - 12pm	-	No	Compliant - Pop up
Northampton - Depot   Northampton Men's Shed	67 Mary St, Northampton	-	-	8:30am - 12:30pm	-	-	8:30am - 12:30pm	-	Social Enterprise	Compliant

\*Note - if no hours shown, site is 24/7

# A10. LIST OF RPO LOCATIONS AND OPEN HOURS (CONTINUED)

SITE NAME	ADDRESS	MON	TUE	WED	THU	FRI	SAT	SUN	SOCIAL ENTERPRISE	COMPLIANCE TO HOURS
Darch - Drop & Go   The Refund Depot	The Darch Plaza, 225 Kingsway, Darch	-	-	-	-	-	-	-	No	Compliant
Alkimos - Drop & Go   The Refund Depot	The Gateway Shopping Centre Precinct, cnr Graceful Blvd and Turnstone St, Alkimos	-	-	-	-	-	-	-	No	Compliant
Mandurah - Depot   Mandurah Recycling	13 Gordon Rd, Mandurah	8am - 4pm	8am - 4pm	8am - 4pm	8am - 4pm	8am - 4pm	8am - 4pm	-	No	Compliant
Rottnest Island (Peddle and Flipper) - Drop & Go   Scouts WA Recycling	Bedford Ave, Rottnest Island, Peddle and Flipper, Rottnest Island	-	-	-	-	-	-	-	Social Enterprise	Compliant
Malaga - Depot   Scouts WA Recycling	303 Victoria Rd, Malaga	8:30am - 4:30pm	8:30am - 4:30pm	8:30am - 4:30pm	8:30am - 4:30pm	8:30am - 4:30pm	9am - 4pm	10am - 3pm	Social Enterprise	Compliant
Cockburn Central - Depot   Scouts WA Recycling	54 - 56 Cooper Rd, Cockburn Central	8:30am - 4:30pm	8:30am - 4:30pm	8:30am - 4:30pm	8:30am - 4:30pm	8:30am - 4:30pm	9am - 4pm	10am - 3pm	Social Enterprise	Compliant
Kenwick - Depot   Scouts WA Recycling	1729 Albany Hwy, Kenwick	8:30am - 4:30pm	8:30am - 4:30pm	8:30am - 4:30pm	8:30am - 4:30pm	8:30am - 4:30pm	9am - 4pm	10am - 3pm	Social Enterprise	Compliant
Wangara - Depot   Scouts WA Recycling	29 Dellamarta Rd, Wangara	8:30am - 4:30pm	8:30am - 4:30pm	8:30am - 4:30pm	8:30am - 4:30pm	8:30am - 4:30pm	9am - 4pm	10am - 3pm	Social Enterprise	Compliant
Newman Waste Facility - Depot   Shire of East Pilbara	Newman Waste Management Facility, Yates Rd, Newman	-	-	-	-	-	8am - 4pm	-	No	Compliant
Port Denison - Depot   Shire of Irwin	Lot 300 Dee St, Shire of Irwin Transfer Station, Port Denison	-	-	7:30am - 11:30am	7:30am - 11:30am	8:30am - 12:30pm	8:30am - 12:30pm	-	No	Compliant
Mundaring - Depot   Mundaring Community Recycling Centre	Lot 385 Coppin Rd, Mundaring	8:30am - 3:30pm	8:30am - 3:30pm	-	12:30pm - 4:30pm	12:30pm - 4:30pm	8:30am - 3:30pm	8:30am - 3:30pm	No	Compliant
Quairading - Depot   Shire of Quairading	Lot 333 Reserve No 16735 Quairading- Cunderdin Rd, Quairading	8am - 5pm	-	-	-	8am - 5pm	8am - 1pm	8am - 1pm	No	Compliant
Goomalling - Depot   Goomalling Toodyay Cash 4 Cans	62 Main St, Goomalling	-	-	-	9am - 5pm	-	8am - 12pm	-	No	Compliant
Toodyay - Depot   Goomalling Toodyay Cash 4 Cans	22 Stirling Terrace, Toodyay	-	8am - 4pm	-	-	12pm - 5pm	8am - 12pm	-	No	Compliant
Perth - Depot   City of Perth	8 Aberdeen St, Perth (WA)	10am - 4pm	10am - 4pm	10am - 4pm	10am - 4pm	10am - 4pm	10am - 1pm	10am - 1pm	No	Compliant
Roe St - Self-Serve Kiosk   City of Perth	CCP Roe St Car Park, 68 Roe St, Northbridge	10am - 4pm	10am - 4pm	10am - 4pm	10am - 4pm	10am - 4pm	10am - 1pm	10am - 1pm	No	Compliant
Middle Swan - Drop & Go   Recyclers for Change Midland	462 Great Northern Hwy, Middle Swan	8am - 4pm	8am - 4pm	8am - 4pm	8am - 4pm	8am - 4pm	8am - 4pm	8am - 4pm	Social Enterprise	Compliant
Foodbank - Drop & Go   Recyclers for Change Midland	Foodbank, 23 Abbott Rd, Perth Airport	9am - 5am	9am - 5pm	9am - 5pm	9am - 5pm	9am - 5pm	9am - 5pm	Closed	Social Enterprise	Compliant
Joondalup - Depot   Return-It	5 Winton Rd, Joondalup	8am - 4pm	8am - 4pm	8am - 4pm	8am - 4pm	8am - 4pm	8am - 4pm	9am - 4pm	No	Compliant
Merriwa - Drop & Go   The Refund Depot	True North Merriwa, 869 Connolly Drv, Merriwa (WA)	-	-	-	-	-	-	-	No	Compliant
Geraldton - Drop & Go   Return-It	Rigters Supa IGA Car Park - Lot 150, 179-189 Durlacher St, Geraldton	-	-	-	-	-	-	-	No	Compliant
Kalgoorlie - Drop & Go   Return-It	84-96 Brookman-Hay St, Kalgoorlie	-	-	-	-	-	-	-	No	Compliant

\*Note - if no hours shown, site is 24/7

# A10. LIST OF RPO LOCATIONS AND OPEN HOURS (CONTINUED)

SITE NAME	ADDRESS	MON	TUE	WED	THU	FRI	SAT	SUN	SOCIAL ENTERPRISE	COMPLIANCE TO HOURS
West Kalgoorlie - Depot   Return-It	5 Brooks Way, West Kalgoorlie	8am - 4pm	8am - 4pm	8am - 4pm	8am - 4pm	8am - 4pm	8am - 4pm	8am - 2pm	No	Compliant
Two Rocks - Drop & Go   The Refund Depot	Two Rocks Marina Boat Ramp, Australis Drv (south), Two Rocks	-	-	-	-	-	-	-	No	Compliant
Balcatta - Depot   Return-It	2/20 Abrams St, Balcatta	7:30am - 5pm	7:30am - 5pm	7:30am - 5pm	7:30am - 5pm	7:30am - 5pm	8am - 4pm	8am - 4pm	No	Compliant
Malaga - Self-Serve Depot   Return-It	14 Century Rd, Malaga	7:30am - 5pm	7:30am - 5pm	7:30am - 5pm	7:30am - 5pm	7:30am - 5pm	8am - 4pm	8am - 4pm	No	Compliant
Clarkson - Self-Serve Depot   Return-It	23 Caloundra Rd, Clarkson	7:30am - 5pm	7:30am - 5pm	7:30am - 5pm	7:30am - 5pm	7:30am - 5pm	7:30am - 5pm	9am - 6pm	No	Compliant
Wonthella - Self-Serve Depot   Return-It	8 Bradford St, Wonthella	7:30am - 5pm	7:30am - 5pm	7:30am - 5pm	7:30am - 5pm	7:30am - 5pm	8am - 4pm	8am - 4pm	No	Compliant
Yanchep - Drop & Go   The Refund Depot	2 Bracknell Rd, Yanchep Community Mens Shed, Yanchep	-	-	-	-	-	-	-	No	Compliant - Pop up
Wanneroo - Drop & Go   The Refund Depot	22 Crisafulli Ave, Wanneroo Sports & Social Club, Wanneroo	-	-	-	-	-	-	-	No	Compliant
Cockburn Central - Depot   Return-It	12 Blackly Row, Cockburn Central	7:30am - 5pm	7:30am - 5pm	7:30am - 5pm	7:30am - 5pm	7:30am - 5pm	8am - 4pm	8am - 4pm	No	Compliant
Shenton Park - Self-Serve Depot   Return-It	10 Selby St, Shenton Park	8am - 4pm	8am - 4pm	8am - 4pm	8am - 4pm	8am - 4pm	8am - 4pm	9am - 4pm	No	Compliant
Corrigin - Depot   Shire of Corrigin	8 Goyder St, Corrigin	-	-	1pm - 5pm	-	-	8:30am - 12:30pm	-	No	Compliant
York - Depot   Shire of York	13 Maxwell St, York	-	-	10am - 2pm	-	-	10am - 2pm	-	No	Compliant
Landsdale - Self-Serve Depot   The Refund Depot	128 Furniss Rd, Landsdale	8am - 5pm	8am - 5pm	8am - 5pm	8am - 5pm	8am - 5pm	8am - 5pm	8am - 5pm	No	Compliant
Busselton - Depot   Return-It	8 Wright St, Busselton	8am - 4pm	8am - 4pm	8am - 4pm	8am - 4pm	8am - 4pm	8am - 4pm	8am - 4pm	No	Compliant
Welshpool - Depot   Return-It	2/16 Kewdale Rd, Kewdale	7:30am - 5pm	7:30am - 5pm	7:30am - 5pm	7:30am - 5pm	7:30am - 5pm	8am - 4pm	8am - 4pm	No	Compliant
Margaret River - Depot   Margaret River Refund	22 Kinsella St, Margaret River (WA)	9am - 4pm	8am - 6pm	-	9am - 4pm	9am - 4pm	8am - 12pm	-	No	Compliant
Nannup - Drop & Go   Margaret River Refund	Lot 251 Monaghan St, Nannup	-	-	8am - 11am	-	-	-	-	No	Compliant
Southern Cross - Drop & Go   Wheatbelt Cash for Containers	46 Achernar St, Southern Cross (WA)	-	-	-	-	-	-	-	No	Compliant
Mukinbudin - Drop & Go   Wheatbelt Cash for Containers	Lot 144 Bent St, Mukinbudin	-	-	-	-	-	-	-	No	Compliant
East Bunbury - Self-Serve Depot   Return-It	6 Zaknic Place, East Bunbury	8am - 5pm	8am - 5pm	8am - 5pm	8am - 5pm	8am - 5pm	8am - 4pm	8am - 4pm	No	Compliant
Cowaramup - Drop & Go   Margaret River Refund	Sunset Drv, Cowaramup Community Men's Shed, Cowaramup	-	-	-	-	-	-	-	No	Compliant
Dunsborough - Depot   Margaret River Refund	6 Clark St, Dunsborough	-	9am - 4pm	9am - 4pm	9am - 4pm	8am - 12pm	8am - 12pm	-	No	Compliant
Bruce Rock - Drop & Go   Wheatbelt Cash for Containers	40-42 Johnson St, Bruce Rock	-	-	-	-	-	-	-	No	Compliant

\*Note - if no hours shown, site is 24/7



# A10. LIST OF RPO LOCATIONS AND OPEN HOURS (CONTINUED)

SITE NAME	ADDRESS	MON	TUE	WED	THU	FRI	SAT	SUN	SOCIAL ENTERPRISE	COMPLIANCE TO HOURS
Westonia - Drop & Go   Wheatbelt Cash for Containers	32 Wolfram St, Westonia	-	-	-	-	-	-	-	No	Compliant
Spencer Park - Depot   Containers For Cash - Spencer Park	1-2 Hardie Rd, Spencer Park	9am - 4pm	9am - 4pm	9am - 4pm	9am - 4pm	9am - 4pm	8:30am - 4pm	11am - 4pm	No	Compliant
Fortescue Roadhouse - Drop & Go   North West Recycling	51 North West Costal High Way, Mardie	-	-	-	-	-	-	-	No	Compliant
Nanutarra Roadhouse - Drop & Go   North West Recycling	LOT 4 Tourist Drv 354, Nanutarra	-	-	-	-	-	-	-	No	Compliant
Peedamulla - Drop & Go   North West Recycling	Peedamulla Station, Onslow Rd, Peedamulla	-	-	-	-	-	-	-	No	Compliant
Yandeyarra Community - Drop & Go   North West Recycling	Yandeyarra Rd, Yandeyarra Community, Port Hedland	6am - 6pm	6pm - 6am	6am - 6pm	6am - 6pm	6am - 6pm	6am - 6pm	6am - 6pm	No	Compliant
Kojonup - Drop & Go   Katanning Environmental Inc	124 Albany Hwy (Behind 124 Deli, access lane off Clarke St), Kojonup	6am - 6pm	6am - 6pm	6am - 6pm	6am - 6pm	6am - 6pm	6am - 6pm	6am - 6pm	Social Enterprise	Compliant
Onslow - Pop-Up Depot, Drop & Go   North West Recycling	47 Third Ave, Sporting Club Carpark, Onslow	-	-	2pm - 6pm	8am - 12pm	-	-	-	No	Compliant - Pop-up
Pannawonica - Pop-Up Depot, Drop & Go   North West Recycling	192 Pannawonica Drv, Pannawonica	-	-	-	-	-	-	-	No	Compliant - Pop-up
Wickham - Pop-Up Depot, Drop & Go   North West Recycling	Carse St, Wickham (WA)	-	-	-	-	-	8am - 12pm	-	No	Compliant
Roebourne - Drop & Go   North West Recycling	22 to 24 Roe St, Roebourne	-	-	-	-	-	-	-	No	Compliant
Katanning - Depot   Katanning Environmental Inc	Lot 523 Dore St, Katanning	-	-	-	-	12pm - 4pm	9am - 3pm	-	Social Enterprise	Compliant
Karratha - Depot   North West Recycling	25 Crane Circle, Karratha	9am - 5pm	9am - 5pm	9am - 5pm	9am - 5pm	9am - 5pm	8am - 12pm	-	No	Compliant
Hamilton Hill - Drop & Go   WA Container Exchange	5/57 Rockingham Rd, Hamilton Hill	-	-	-	-	-	-	-	No	Compliant
City Beach - Drop & Go   Container Refunder	Floreat Surf Life Saving Club (North side of club), West Coast Hwy, City Beach	-	-	-	-	-	-	-	No	Compliant
Albany - Depot   GREEN SKILLS INC	93 Stead Rd, Centennial Park (WA)	10am - 3pm	10am - 3pm	10am - 3pm	10am - 3pm	10am - 3pm	Closed	10am - 2pm	Social Enterprise	Compliant
Mount Barker - Pop-Up Depot   GREEN SKILLS INC	O'Neil Rd Waste Management Facility, Mount Barker, WA, 6324, O'Neil Rd, Mount Barker, WA, 6324, Mount Barker (WA)	-	-	-	-	-	-	10am - 2pm	Social Enterprise	Compliant
Kendenup - Drop & Go   GREEN SKILLS INC	Kendenup Town Hall, 41 Hassell Ave, Kendenup	-	-	-	-	-	-	-	Social Enterprise	Compliant
O'Connor - Self-Serve Depot   WA Container Exchange	29 Bowen St, O'Connor (WA)	8am - 4:30pm	8am - 4:30pm	8am - 4:30pm	8am - 4:30pm	8am - 4:30pm	8am - 3pm	9am - 1pm	No	Compliant
Coogee - Pop-Up Depot   WA Container Exchange	19 Arlington Loop, Coogee Community Hall, Coogee (WA)	-	2pm - 4pm	-	2pm - 4pm	-	-	-	No	Compliant - Pop-up

\*Note - if no hours shown, site is 24/7

# A10. LIST OF RPO LOCATIONS AND OPEN HOURS (CONTINUED)

SITE NAME	ADDRESS	MON	TUE	WED	THU	FRI	SAT	SUN	SOCIAL ENTERPRISE	COMPLIANCE TO HOURS
Boyup Brook - Depot   Boyup Brook Lions Club	147 Bode St, Boyup Brook	Closed	Closed	Closed	Closed	Closed	10am - 2pm	11am - 3pm	Social Enterprise	Compliant
Augusta - Depot   Lions Club of Leeuwin	1 Hillview Rd, Lot 300, Augusta	-	-	-	8am - 12pm	-	8am - 12pm	-	Social Enterprise	Compliant
Craigie - Pop-Up Depot   Container Refunder	Warrandyte Park, Warrandyte Dve, Craigie (WA)	-	9:30am - 1:30pm	-	-	-	-	-	No	Compliant - Pop-up
Leeming - Pop-Up Depot   Container Refunder	Beasley reserve, Beasley Rd, Leeming	-	-	-	-	9:30am - 1:30pm	-	-	No	Compliant - Pop-up
Kalbarri - Depot   Containers for Cash Kalbarri	54 Atkinson Crescent, Kalbarri	-	-	-	7am - 11am	-	7am - 11am	-	No	Compliant
Narrogin - Depot   Great Southern Waste Disposal	21 Graham Rd, Narrogin	-	-	8am - 12pm	-	-	8am - 12pm	-	No	Compliant
Girrawheen - Pop-Up Depot   Container Refunder	33 Hudson Avenue, Hudson Park Car Park, Girrawheen	9:30am - 2:30pm	-	-	-	-	-	-	No	Compliant - Pop-up
Claremont Showgrounds - Drop & Go   Container Refunder	Ashton Crescent, Inside Gate 8, Claremont (WA)	7am - 7pm	7am - 7pm	7am - 7pm	7am - 7pm	7am - 7pm	7am - 7pm	7am - 7pm	No	Compliant
Mount Claremont - Drop & Go   Container Refunder	Brockway Rd, Claremont Therapeutic Riding Centre, Mount Claremont	-	-	-	-	-	-	-	No	Compliant
Hopetoun - Depot   Hopetoun Men In Sheds	86 Tamar St, Hopetoun (WA)	-	9am - 3pm	-	9am - 3pm	-	8:30am - 11:30am	-	Social Enterprise	Compliant
Manning Farmers Market - Pop-Up Depot   Container Refunder	Corner Manning Rd and Hedley Place Bentley, Farmers Market on Manning Hedley Park, Bentley (WA)	-	-	-	-	-	7:30am - 12:30pm	-	No	Compliant - Pop-up
Victoria Park Community Market - Pop-Up Depot   Container Refunder	Kent St, Victoria Park Farmers Market John MacMillan Park, East Victoria Park	-	-	-	-	-	-	8am - 12pm	No	Compliant - Pop-up
Mindarie - Pop-Up Depot   Container Refunder	Rothsay Heights, Bellport Park, Mindarie (WA)	9am - 1pm	-	-	-	-	-	-	No	Compliant - Pop-up
Whiteman Park - Pop-Up Depot   Container Refunder	East side of Starflower Rd just after Barrambie way intersection, Whiteman	-	9:30am - 2:30pm	-	-	-	8am - 3:30pm	-	No	Compliant - Pop-up
Koondoola - Pop-Up Depot   Container Refunder	20 Burbridge Way, Koondoola	-	-	9:30am - 3pm	-	-	-	-	No	Compliant - Pop-up
Osborne Park - Depot   Container Refunder	81 Hector St West, Osborne Park	8:30am - 5pm	8:30am - 5pm	8:30am - 5pm	8:30am - 5pm	8:30am - 5pm	8:30am - 4pm	9am - 3pm	No	Compliant
Padbury - Pop-Up Depot   Container Refunder	McDonald Reserve, Cnr Marmion Ave and Forrest Rd Padbury, Padbury	-	-	-	9am - 2:30pm	-	-	-	No	Compliant - Pop-up
Ocean Reef - Pop-Up Depot   Container Refunder	Venturi Drv, Mirror Park Carpark, Ocean Reef	-	-	-	-	9:30pm - 2pm	-	-	No	Compliant - Pop-up
Fremantle - Drop & Go   Good Sammy Recycling	3-19 William St, Fremantle	9am - 5pm	9am - 5am	9am - 5pm	9am - 5pm	9am - 5pm	9am - 5pm	12pm - 4:30pm	Social Enterprise	Compliant
Shoalwater - Drop & Go   Cash for Containers Rockingham	Shoal Water Shopping Centre, 117 Safety Bay Rd, Shoalwater (WA)	-	-	-	-	-	-	-	No	Compliant

\*Note - if no hours shown, site is 24/7

# A10. LIST OF RPO LOCATIONS AND OPEN HOURS (CONTINUED)

SITE NAME	ADDRESS	MON	TUE	WED	THU	FRI	SAT	SUN	SOCIAL ENTERPRISE	COMPLIANCE TO HOURS
Bullsbrook - Depot   City of Swan	121 Stock W Rd, Bullsbrook	8:30am - 11:30am	-	-	8:30am - 4:30pm	8:30am - 4:30pm	8:30am - 4:30pm	8:30am - 4:30pm	No	Compliant
Welshpool - Depot   Container Refunder	53 Felspar St, Welshpool (WA)	7am - 4pm	7am - 4pm	7am - 4pm	7am - 4pm	7am - 4pm	8:30am - 1pm	-	No	Compliant
Kwinana Town Centre - Drop & Go   Good Sammy Recycling	Shop 22, 40-46 Mears Avenue, Kwinana Town Centre	9am - 5pm	9am - 5pm	9am - 5pm	9am - 5pm	9am - 5pm	9am - 5pm	-	Social Enterprise	Compliant
South Lake - Drop & Go   Good Sammy Recycling	Shop 46, 620 North Lake Rd, South Lake	9am - 5pm	9am - 5am	9am - 5pm	9am - 5pm	9am - 5pm	9am - 5pm	12pm - 4:30pm	Social Enterprise	Compliant
Wyalkatchem - Depot   Wyalkatchem Men's Shed (Inc)	36-38 Flint St, Wyalkatchem	-	8am - 12pm	-	-	-	8am - 12pm	-	Social Enterprise	Compliant
Rockingham - Depot   Cash for Containers Rockingham	31 Crompton Rd, Rockingham (WA)	8am - 4pm	8am - 4pm	8am - 4pm	8am - 4pm	8am - 4pm	8am - 12pm	-	No	Compliant
Port Kennedy - Drop & Go   Good Sammy Recycling	2/11 Sunlight Drv, Port Kennedy	9am - 5pm	9am - 5am	9am - 5pm	9am - 5pm	9am - 5pm	9am - 5pm	12pm - 4:30pm	Social Enterprise	Compliant
Fremantle - Depot   City of Fremantle	83 Knutsford St, Fremantle Recycling Centre, Fremantle	8am - 4:30pm	8am - 4:30pm	-	8am - 4:30pm	8am - 4:30pm	10am - 4pm	12pm - 4pm	No	Compliant
Fremantle - Drop & Go   City of Fremantle	Beach St Carpark South, Beach St, Fremantle	-	-	-	-	-	-	-	No	Compliant
Tammin - Drop & Go   Avonvalley Cash 4 Containers	Tammin Refuse Site Cnr of Hunt and Goldfields Rd, Tammin	-	-	-	9am - 1pm	-	9am - 1pm	-	No	Compliant
Wundowie Mens Shed - Drop & Go   Avonvalley Cash 4 Containers	3 Boronia Avenue, Wundowie	-	-	-	-	-	-	-	No	Compliant
Exchange Tavern Pingelly - Drop & Go   Avonvalley Cash 4 Containers	1 Pasture St, Pingelly	-	-	-	-	-	-	-	No	Compliant
Council Road Beverley - Drop & Go   Avonvalley Cash 4 Containers	22 Council Rd, Beverley (WA)	-	-	-	-	-	-	-	No	Compliant
Richardson Street Brookton - Drop & Go   Avonvalley Cash 4 Containers	500/507 Richardson St, Brookton	-	-	-	-	-	-	-	No	Compliant
Cunderdin CRC - Drop & Go   Avonvalley Cash 4 Containers	57 Main St, Cunderdin	-	-	-	-	-	-	-	No	Compliant
Northam - Depot   Avonvalley Cash 4 Containers	51 Old York Rd, Northam	-	9am - 5pm	9am - 5pm	9am - 5pm	9am - 4pm	9am - 1pm	-	No	Compliant
Wedgefield - Depot   Care For Hedland Environmental Association Inc	15 Moorambine St, Wedgefield	8am - 4pm	8am - 4pm	8am - 4pm	8am - 4pm	8am - 4pm	8am - 1pm	-	Social Enterprise	Compliant
Subiaco - Drop & Go   Good Sammy Recycling	28 Rokeby Rd, Subiaco	9am - 5pm	9am - 5pm	9am - 5pm	9am - 6:30pm	9am - 5pm	9am - 5pm	12pm - 4:30pm	Social Enterprise	Compliant
Balcatta - Drop & Go   Good Sammy Recycling	6/39 Erindale Rd, Balcatta	9am - 5pm	9am - 5am	9am - 5pm	9am - 5pm	9am - 5pm	9am - 5pm	12pm - 4:30pm	Social Enterprise	Compliant
Kelmscott - Drop & Go   Good Sammy Recycling	Shop 18/2784 Albany Hwy, Kelmscott	9am - 5pm	9am - 5am	9am - 5pm	9am - 5pm	9am - 5pm	9am - 5pm	12pm - 4:30pm	Social Enterprise	Compliant
Southern River - Drop & Go   Good Sammy Recycling	712 Ranford Rd, Southern River	9am - 5pm	9am - 5am	9am - 5pm	9am - 5pm	9am - 5pm	9am - 5pm	12pm - 4:30pm	Social Enterprise	Compliant
Belmont - Drop & Go   Good Sammy Recycling	Unit 8/199 Abernethy Rd, Belmont (WA)	9am - 5pm	9am - 5pm	9am - 5pm	9am - 6:45pm	9am - 5pm	9am - 5pm	12pm - 4:30pm	Social Enterprise	Compliant

\*Note - if no hours shown, site is 24/7

# A10. LIST OF RPO LOCATIONS AND OPEN HOURS (CONTINUED)

SITE NAME	ADDRESS	MON	TUE	WED	THU	FRI	SAT	SUN	SOCIAL ENTERPRISE	COMPLIANCE TO HOURS
Mount Lawley - Drop & Go   Good Sammy Recycling	768 Beaufort St, Mount Lawley	9am - 5pm	9am - 5am	9am - 5pm	9am - 5pm	9am - 5pm	9am - 5pm	12pm - 4:30pm	Social Enterprise	Compliant
Wanneroo - Depot   Good Sammy Recycling	Unit 8, Drovers Market PI, 1387 Wanneroo Rd, Wanneroo	8am - 5pm	8am - 5pm	8am - 5pm	8am - 5pm	8am - 5pm	8am - 5pm	-	Social Enterprise	Compliant
Wanneroo - Drop & Go   Good Sammy Recycling	Unit 12, Drovers Market PI, 1387 Wanneroo Rd, Wanneroo	9am - 5pm	9am - 5pm	9am - 5pm	9am - 6:45pm	9am - 5pm	9am - 5pm	12pm - 4:30pm	Social Enterprise	Compliant
Butler - Drop & Go   Good Sammy Recycling	8 Butler Boulevard, Units 9 & 10, Butler (WA)	9am - 5pm	9am - 5pm	9am - 5pm	9am - 5pm	9am - 5pm	9am - 5pm	12pm - 4pm	Social Enterprise	Compliant
Mandurah - Drop & Go   Good Sammy Recycling	120 Pinjarra Rd, Mandurah	9am - 5:30pm	9am - 5:30pm	9am - 5:30pm	9am - 5:30pm	9am - 5:30pm	9am - 5pm	12pm - 5pm	Social Enterprise	Compliant
Booragoon - Drop & Go   Good Sammy Recycling	491 Marmion St, Units 3 & 4, Booragoon	9am - 5pm	9am - 5am	9am - 5pm	9am - 5pm	9am - 5pm	9am - 5pm	12pm - 4:30pm	Social Enterprise	Compliant
Osborne Park - Drop & Go   Good Sammy Recycling	320 Selby St, Unit 3, Osborne Park	9am - 5pm	9am - 5pm	9am - 5pm	9am - 6:45pm	9am - 5pm	9am - 5pm	12pm - 4:30pm	Social Enterprise	Compliant
Bayswater - Self-Serve Depot   Exchange Depot	27 Moojebing St, Bayswater (WA)	8am - 4pm	8am - 4pm	8am - 4pm	8am - 4pm	8am - 4pm	8am - 4pm	9am - 2pm	No	Compliant
Malaga - Drop & Go   Good Sammy Recycling	23 Bonner Drv, Unit 1, Malaga	9am - 5pm	9am - 5am	9am - 5pm	9am - 5pm	9am - 5pm	9am - 5pm	12pm - 4:30pm	Social Enterprise	Compliant
Willetton - Drop & Go   Good Sammy Recycling	147 High Rd, Unit 4, Willetton	9am - 5pm	9am - 5pm	9am - 5pm	9am - 6:45pm	9am - 5pm	9am - 5pm	12pm - 4:30pm	Social Enterprise	Compliant
Forrestfield - Self-Serve Depot   Exchange Depot	9 Webster Rd, Forrestfield	8am - 4pm	8am - 4pm	8am - 4pm	8am - 4pm	8am - 4pm	8am - 4pm	9am - 2pm	No	Compliant
Cannington - Drop & Go   Good Sammy Recycling	1293 - 1295 Albany Highway, Unit 6, Cannington	9am - 4:30pm	9am - 4:30pm	9am - 4:30pm	9am - 6pm	9am - 4:30pm	9am - 4:30pm	12pm - 4pm	Social Enterprise	Compliant
Kwinana Beach - Self-Serve Depot   Exchange Depot	35 Butcher St, Kwinana Beach	8am - 4pm	8am - 4pm	8am - 4pm	8am - 4am	8am - 4pm	8am - 4pm	9am - 3pm	No	Compliant
Gosnells - Drop & Go   Good Sammy Recycling	8/2155 Albany Hwy, Gosnells	9am - 5pm	9am - 5pm	9am - 5pm	9am - 5pm	9am - 5pm	9am - 5pm	-	Social Enterprise	Compliant
Esperance - Self-Serve Depot   Exchange Depot	19 Effie Turner Drv, Esperance	8am - 4pm	8am - 4pm	8am - 4pm	8am - 4pm	8am - 4pm	8am - 1pm	-	No	Compliant
Marble Bar - Drop & Go   Ashburton Aboriginal Corporation	17 Francis St, Marble Bar	8am - 12pm	8am - 12pm	8am - 12pm	8am - 12pm	8am - 12pm	6am - 6pm	6am - 6pm	Social Enterprise	Compliant
Mandurah - Depot   CONTAINERS FOR CASH MANDURAH	5 Rafferty Rd, Mandurah	8am - 4:30pm	8am - 4:30pm	8am - 4:30pm	8am - 4:30pm	8am - 4:30pm	8:30am - 4:30pm	9am - 1pm	No	Compliant
Canningvale - Depot   Good Sammy Recycling	33-35 Banister Rd, Canning Vale	8am - 5pm	8am - 5pm	8am - 5pm	8am - 5pm	8am - 5pm	8am - 5pm	-	Social Enterprise	Compliant
Tom Price - Depot   Ashburton Aboriginal Corporation	39 Boonderoo Rd, Tom Price	-	-	12pm - 4pm	-	12pm - 4pm	8am - 12pm	-	Social Enterprise	Compliant
Wyndham - Pop-up Depot, Drop & Go   Job Pathways	1 Ord St, Wyndham (WA)	8am - 10am	8am - 10am	8am - 10am	-	-	8am - 12pm	-	Social Enterprise	Compliant - Pop up
Kununurra - Pop-Up Depot   Job Pathways	5 Konkerberry Drv, Kununurra	-	-	9am - 4pm	9am - 4pm	9am - 4pm	8am - 1pm	-	Social Enterprise	Compliant
Paraburdoo - Pop-Up Depot, Drop & Go   Ashburton Aboriginal Corporation	1 Ashburton Ave, Paraburdoo	-	-	-	1pm - 4pm	-	1pm - 4pm	-	Social Enterprise	Compliant - Pop up



# A10. LIST OF RPO LOCATIONS AND OPEN HOURS (CONTINUED)

SITE NAME	ADDRESS	MON	TUE	WED	THU	FRI	SAT	SUN	SOCIAL ENTERPRISE	COMPLIANCE TO HOURS
Kununurra - Depot   Job Pathways	21 Mango St, Kununurra	8am - 12pm	8am - 12pm	8am - 12pm	8am - 12pm	8am - 12pm	8am - 12pm	-	Social Enterprise	Compliant
Port Kennedy - Depot   Bridging The Gap	20 Blackburn Drv, Port Kennedy	9am - 4:30pm	9am - 4:30pm	9am - 4:30pm	9am - 4:30pm	9am - 4:30pm	9am - 4:30pm	9am - 3pm	Social Enterprise	Compliant
Secret Harbour - Drop & Go   Bridging The Gap	Secret Harbour square - 420 Secret Harbour Blvd & Cnr Warnbro Sound Avenue, Secret Harbour	-	-	-	-	-	-	-	Social Enterprise	Compliant
Warmun - Pop-Up Depot   Job Pathways	Lot 54, Warmun Community, Warmun	-	-	-	-	-	-	-	Social Enterprise	Compliant - Pop up
Doon Doon - Pop-Up Depot   Job Pathways	Caltex Rdhouse, Woolah Community, Station St, Durack (WA)	-	-	-	1pm - 3pm	-	-	-	Social Enterprise	Compliant - Pop up
Meekatharra - Depot   ABC Foundation Ltd	18 Marmont St, Meekatharra	-	-	8am - 12pm	-	-	8am - 12pm	-	Social Enterprise	Compliant
Halls Creek - Depot   Job Pathways	5 Neighbour St, Halls Creek (WA)	7am - 3pm	7am - 3pm	7am - 3pm	7am - 3pm	7am - 3pm	-	-	Social Enterprise	Compliant - Pop-up and 24/7 Drop & Go
Kalumburu - Pop-Up Depot, Drop & Go   Job Pathways	72c Carson St, Kalumburu WA 6743, Kalumburu	-	-	-	-	-	-	-	Social Enterprise	Compliant
Armadale - Depot   Down Under Recycling	273 South Western Highway, Armadale (WA)	8am - 5pm	8am - 5pm	8am - 5pm	8am - 5pm	8am - 5pm	8am - 1pm	8am - 12pm	No	Compliant
Oakford - Drop & Go   Down Under Recycling	965 Nicholson Rd, Oakford	8:30am - 5:30pm	8:30am - 5:30pm	8:30am - 5:30pm	8:30am - 5:30pm	8:30am - 5:30pm	8:30am - 5pm	8:30am - 5pm	No	Compliant
Forrestdale - Self-Serve Depot   TOMRA Collection	Unit 10, 2 Hensbrook Loop, Forrestdale	7am - 7pm	7am - 7pm	7am - 7pm	7am - 7pm	7am - 7pm	7am - 7pm	9am - 6pm	No	Compliant
Dampier Peninsula - Depot   Djarindjin Aboriginal Corporation	Djarindjin Community, MUNS workshop, James St, Dampier Peninsula	-	-	12pm - 4pm	-	-	9am - 1pm	-	Social Enterprise	Compliant
East Carnarvon - Depot   ABC Foundation Ltd	9 Bassett Way, East Carnarvon	-	-	12:30pm - 4:30pm	-	-	8am - 12pm	-	Social Enterprise	Compliant
Balgo - Pop-Up Depot, Drop & Go   Job Pathways	Lot 50, Balgo Community, Halls Creek (WA)	-	1pm - 3pm	-	-	-	-	-	Social Enterprise	Compliant
Coral Bay - Pop-Up Depot, Drop & Go   ABC Foundation Ltd	61 Banksia Dr, Coral Bay	-	11am - 1pm	-	-	-	-	-	Social Enterprise	Compliant - Pop-up and 24/7 Drop & Go
Denham - Pop-Up Depot, Drop & Go   ABC Foundation Ltd	9 Francis Rd, Denham	-	-	-	11am - 1pm	-	-	-	Social Enterprise	Compliant - Pop-up
Osborne Park - Self-Serve Depot   TOMRA Collection	426 Scarborough Beach Rd, Osborne Park	7am - 7pm	7am - 7pm	7am - 7pm	7am - 7pm	7am - 7pm	7am - 5pm	7am - 5pm	No	Compliant
Joondalup - Self-Serve Depot   TOMRA Collection	27 Sundew Rise, Joondalup	7am - 7pm	7am - 7pm	7am - 7pm	7am - 7pm	7am - 7pm	7am - 5pm	7am - 5pm	No	Compliant
Belmont - Self-Serve Depot   TOMRA Collection	39 Abernethy Rd, Belmont (WA)	7am - 7pm	7am - 7pm	7am - 7pm	7am - 7pm	7am - 7pm	7am - 5pm	7am - 5pm	No	Compliant
Myaree - Self-Serve Depot   TOMRA Collection	46 McCoy St, Myaree	7am - 7pm	7am - 7pm	7am - 7pm	7am - 7pm	7am - 7pm	7am - 5pm	7am - 5pm	No	Compliant
Boddington - Pop-Up Depot, Drop & Go   Community Recycling WA	Boddington Men's Shed, Johnstone St, Boddington	-	-	-	9am - 1pm	-	-	-	Social Enterprise	Compliant - Pop-up and 24/7 Drop & Go

# A10. LIST OF RPO LOCATIONS AND OPEN HOURS (CONTINUED)

SITE NAME	ADDRESS	MON	TUE	WED	THU	FRI	SAT	SUN	SOCIAL ENTERPRISE	COMPLIANCE TO HOURS
Ballajura - Drop & Go   U CAN RECYCLE WA	16 Pelican Parade, Ballajura	-	-	-	-	-	-	-	No	Compliant
Kallaroo - Drop & Go   U CAN RECYCLE WA	5 Adalia St, Kallaroo	-	-	-	-	-	-	-	No	Compliant
Dawesville - Drop & Go   Community Recycling WA	Ocean Rd Sports Pavilion, Moora Close, Dawesville	-	-	-	-	-	-	-	Social Enterprise	Compliant
Kelmscott - Self-Serve Depot   TOMRA Collection	2921 Albany Highway, Units 3 & 4, Kelmscott	7am - 7pm	7am - 7pm	7am - 7pm	7am - 7pm	7am - 7pm	7am - 5pm	7am - 5pm	No	Compliant
Hillarys Boat Harbour North - Drop & Go   U CAN RECYCLE WA	Hillarys Boat Harbour, Northside Drv, Northside Drv, Hillarys	-	-	-	-	-	-	-	No	Compliant
High Wycombe - Drop & Go   U CAN RECYCLE WA	120 Wittenoom Rd, High Wycombe	-	-	-	-	-	-	-	No	Compliant
Yokine - Drop & Go   U CAN RECYCLE WA	10 Wordsworth Ave, Yokine	-	-	-	-	-	-	-	No	Compliant
Greenwood - Drop & Go   U CAN RECYCLE WA	7 Liwara Place, Greenwood (WA)	-	-	-	-	-	-	-	No	Compliant
Mandurah - Drop & Go   Community Recycling WA	Lane Group Stadium, Clarice St, Mandurah	-	-	-	-	-	-	-	Social Enterprise	Compliant
Gwelup - Drop & Go   U CAN RECYCLE WA	Lake Gwelup Christian Church, 82 Huntriss Rd, Gwelup	7am - 7pm	7am - 7pm	7am - 7pm	7am - 7pm	7am - 7pm	7am - 7pm	9am - 7pm	No	Compliant
Pickering Brook - Drop & Go   U CAN RECYCLE WA	35 Weston Rd, Pickering Brook	-	-	-	-	-	-	-	No	Compliant
Rockingham - Depot   Community Recycling WA	19 Dixon Rd, Rockingham (WA)	8am - 4pm	8am - 4pm	8am - 4pm	8am - 4pm	8am - 4pm	8am - 4pm	-	Social Enterprise	Compliant
Dianella - Depot   U CAN RECYCLE WA	16 Harold St, Dianella	8am - 4pm	8am - 4pm	8am - 4pm	8am - 4pm	8am - 4pm	8am - 4pm	9am - 4pm	No	Compliant
Ellenbrook - Depot   U CAN RECYCLE WA	201 Holdsworth Ave Ellenbrook, Ellenbrook	8am - 5pm	8am - 5pm	8am - 5pm	8am - 5pm	8am - 5pm	8am - 5pm	9am - 4pm	No	Compliant
Hillarys Boat Harbour South - Drop & Go   U CAN RECYCLE WA	Hillarys Boat Harbour, 86 Southside Drv, Hillarys	-	-	-	-	-	-	-	No	Compliant
Erskine - Depot   Community Recycling WA	39 Galbraith Loop, Falcon	8am - 4pm	8am - 4pm	8am - 4pm	8am - 4pm	8am - 4pm	8am - 4pm	-	Social Enterprise	Compliant
Alexander Heights - Drop & Go   U CAN RECYCLE WA	40 Green Park Rd, Alexander Heights	-	-	-	-	-	-	-	No	Compliant
Kelmscott - Depot   U Can Recycle WA	223 Railway Ave, Kelmscott	8am - 5pm	8am - 5pm	8am - 5pm	8am - 5pm	8am - 5pm	8am - 5pm	9am - 4pm	No	Compliant

## A10. NUMBER AND TYPE OF EACH REFUND POINT BY REGION

The number of each type refund point for the metropolitan area and each region operating at the end of the reporting period.

	NON-CORPORATE FOR-PROFIT	CORPORATE NFP	CORPORATE FOR-PROFIT	NON CORPORATE NFP	ABORIGINAL ORGANSIATION	LOCAL GOVERNMENT ENTITY	TOTAL
GASCOYNE	-	-	-	-	5	-	5
GOLDFIELDS - ESPERANCE	4	-	2	4	-	1	11
GREAT SOUTHERN	1	-	-	10	-	-	11
KIMBERLEY	-	-	-	-	14	-	14
MIDWEST	5	-	5	2	1	1	14
PEEL	6	7	1	-	-	-	14
PERTH	57	44	37	2	-	7	147
PILBARA	9	-	-	1	3	1	14
SOUTHWEST	14	-	6	3	-	1	24
WHEATBELT	28	7	-	4	-	3	42
TOTAL	124	58	51	26	23	14	296

# A11. COLLECTED CONTAINER DESTINATIONS

Destination (overseas, interstate, local) of collected or returned containers for each material type for the reporting period in metric tonnes.

	ALUMINIUM	GLASS - MIXED	HDPE	LIQUID PAPER BOARD	PET - CLEAR	PET - COLOUR	STEEL	TOTAL
NSW	-	-	57	54	434	-	7	552
SA	-	36,813	-	-	-	-	-	36,813
VIC	-	-	105	-	4,254	211	-	4,570
WA	-	1,271	105	-	-	23	3	1,402
AUSTRALIA TOTAL	-	38,084	267	54	4,688	234	10	43,337
INDIA	-	-	-	-	-	122	43	165
MALAYSIA	1,108	-	-	-	-	-	-	1,108
SINGAPORE	513	-	-	-	-	-	-	513
SOUTH KOREA	3,953	-	-	-	-	-	-	3,953
SPAIN	-	-	-	318	-	-	-	318
THAILAND	74	-	-	-	-	-	-	74
TOTAL	5,648	38,084	267	372	4,688	356	53	49,468

## A12. CDS SERVICES OPERATED BY SOCIAL ENTERPRISES

The number of CDS services that are operated (or jointly operated) by social enterprises, including a breakdown by region, in force at the end of the reporting period, and new operations commencing and operations terminated during the reporting period.

REGION	NUMBER OF SITES
Perth	46
Kimberley	14
Pilbara	4
Great Southern	10
Peel	7
Gascoyne	5
Southwest	3
Goldfields - Esperance	4
Wheatbelt	11
Midwest	3
<b>TOTAL</b>	<b>107</b>

New and terminated refund operated (or jointly operated) by social enterprises.

	NUMBER OF SITES
New social enterprise	10
Withdrawn social enterprise	12



## A13. TOTAL PAYMENTS TO SOCIAL ENTERPRISES

Total aggregated payments to social enterprises for CDS services, including a breakdown by region for the reporting period.

	CONTAINERS RETURNED	AMOUNTS PAID
PERTH	172,455,245	\$12,709,952
KIMBERLEY	15,400,194	\$1,134,994
WHEATBELT	7,579,631	\$558,619
GREAT SOUTHERN	12,250,263	\$902,844
PEEL	667,568	\$49,200
GASCOYNE	7,297,748	\$537,844
GOLDFIELDS - ESPERANCE	1,862,836	\$137,291
PILBARA	12,966,226	\$955,611
SOUTHWEST	5,000,460	\$368,534
MIDWEST	2,892,282	\$213,161
<b>TOTAL</b>	<b>238,372,453</b>	<b>17,568,050</b>

Additional service fee	\$180,907
Disability Labour Subsidy	\$304,926

# A14. SCHEME ACCOUNTS REGISTERED TO SOCIAL ENTERPRISES

The number of customer scheme accounts that are registered to social enterprises. Total aggregated payments to social enterprises through customer scheme accounts for the reporting period.

	SCHEME ACCOUNTS	COLLECTION QUANTITY	PAYMENT AMOUNT
COMMUNITY GROUPS	4,792	16,242,823	\$1,624,282
CHARITY	1,976	13,369,585	\$1,336,958
SCHOOL	1,432	3,594,159	\$359,415
TOTAL	8,200	33,206,567	\$3,320,656

# A15. TOTAL NUMBER OF CDS EMPLOYEES/VOLUNTEERS

**An estimate of the total number of direct paid and unpaid (volunteer) employees involved with CDS services, including a breakdown by region, at the end of the reporting period.**

An estimate of the total number of direct employment positions occupied by people with disabilities and people unemployed for 52 weeks or longer, including a breakdown by region, at the end of the reporting period.

	PERTH METRO/PEEL	SOUTHWEST	PILBARA	KIMBERLEY	MIDWEST	WHEATBELT	GOLDFIELDS - ESPERANCE	GREAT SOUTHERN	GASCOYNE	TOTAL
<b>TOTAL EMPLOYEES</b>	<b>588</b>	<b>59</b>	<b>44</b>	<b>28</b>	<b>20</b>	<b>30</b>	<b>17</b>	<b>53</b>	<b>7</b>	<b>846</b>
Total employees – Male	377	37	28	24	12	32	11	36	5	562
Total employees – Female	209	22	16	4	8	14	7	17	2	299
Total employees – Non-binary	2	0	0	0	0	0	0	0	0	2
How many of these employees would prefer not to disclose their gender?	1	0	0	0	0	0	0	0	0	1
How many of these employees are long term unemployed?	95	1	15	14	7	32	6	5	2	177
How many of these employees are disadvantaged? (lack of resources to meet basic needs).	48	0	10	13	4	0	4	6	4	89
Sum of How many of these employees are living with a disability?	95	1	3	1	3	14	3	5	2	127
Sum of How many of these employees identify as Aboriginal and Torres Strait Islander?	15	0	9	15	2	3	4	1	4	53

<b>APPRENTICES OR TRAINEES</b>	<b>20</b>	<b>0</b>	<b>0</b>	<b>1</b>	<b>3</b>	<b>0</b>	<b>0</b>	<b>3</b>	<b>0</b>	<b>27</b>
Male	20	0	0	0	3	0	0	2	0	25
Female	0	0	0	1	0	0	0	1	0	2
Non-binary	0	0	0	0	0	0	0	0	0	0
How many of these apprentices/trainees would prefer not to disclose their gender?	0	0	0	0	0	0	0	0	0	0
How many of these apprentices/trainees identify as Aboriginal and Torres Strait Islander?	10	0	0	1	0	0	0	0	0	11
How many people do you have volunteering at your Refund Point?	6	32	13	0	48	37	18	34	4	192

The annual survey shows a decline in total direct employment 896 to 846, offset by 33% increase in volunteers (from 144 to 192) and a 170% increase in apprentices/trainees (from 10 to 27).

## A17. NUMBER OF FALSE CLAIMS REFERRED TO THE DEPARTMENT

The number of false claims referred to the department responsible for administering Part 5A of the Waste Avoidance and Resource Recovery Act 2007 (the Act) for enforcement action during the reporting period:

**Nil false claims reported to the Department for enforcement during the reporting period.**

# A18. PUBLIC EDUCATION AND AWARENESS

**The amount of funds spent by the coordinator on public education and awareness during the reporting period; a summary of actions taken to promote the CDS and refund point locations during the reporting period; and results of surveys undertaken on the level of public awareness about the CDS.**

The amount of funds spent by the coordinator on public promotion during the reporting period; a summary of actions taken to promote the CDS and refund point locations during the reporting period; and results of surveys undertaken on the level of public awareness about the CDS.

The total amount spent on advertising during the period 1 July 2024 to 30 June 2025 was \$4.27m. The total amount spent on marketing activity (paid partnerships, creative production, and agency costs) during the period 1 July 2024 to 30 June 2025 was \$2.2m.

The marketing campaign Ways to Return has been in-market since February 2024. This campaign focused on addressing the barriers to access and convenience by creating mass awareness around the various ways consumers can return eligible containers. Activity included an upweighted marketing focus on the Containers for Change Collect program.

Additionally, FY25 saw the inclusion of tactical advertising campaigns for specific audiences including workplace, mining, CALD groups (Vietnamese and Chinese), and diverse Indigenous communities. Awareness was maintained through an 'always on' advertising presence.

Across all campaigns, paid media focused across linear TV, digital video, cinema, radio, outdoor, press, digital, social, and search. These were complemented by paid partnerships with the Fremantle Football Club, Perth Scorchers, and the Perth Wildcats.

The success of the marketing activity is reflected in performance against several key metrics.

Brand health measurements are obtained through research group, CoreData WA. Quantitative surveys are run using samples that represent the Western Australian population by age, gender, and metro/regional location.

In the FY25 brand health measurement:

- Awareness of all ways to return eligible containers has risen to 94%, a YoY increase of 6%
- 82% of Western Australians agree that it is easy to return containers to Containers for Change, a YoY increase of 3%
- 75% of Western Australians agree that there are lots of convenient ways to return containers to Containers for Change, a YoY increase of 4%
- Claimed knowledge of out-of-home container return options is significantly higher YoY with only 9% of Western Australians saying they don't know anything at all compared to 33% in FY24

Perceptions of Containers for Change by the Western Australian public remain consistently high. Awareness of the brand sits at 88% in metro areas and 91% in the regions. Across WA, brand trust sits at 92%.

These findings indicate the success of the Ways to Return campaign supported by the wider marketing function. Overall, these metrics reveal the brand's solid foundations that will support the launch of new marketing activity in FY26.



# A24. WORKSAFE NOTICES

WORKSAFE NOTICE #	NETWORK PARTICIPANT	DATE	IN RELATION TO:	DATE COMPLIED:	WARRRL ACTION
90032956	M&R Simpson Holdings	28.11.24	Maintaining, monitoring and reviewing implemented controls	29.11.24	Conducted an audit in 2025
90033941	Cash4Cans Donnybrook	08.02.25	Risk assessment for processing recycling glass	25.02.25	Completed and verified
90033938	Cash4Cans Donnybrook	08.02.25	No evidence of RCD testing to ensure effective operation	25.02.25	Completed and verified
90033939	Cash4Cans Donnybrook	08.02.25	Workers have not been provided information, training and instruction for the risks associated with infectious diseases such as Hepatitis B viruses for "at risk" workers at this workplace	18.02.25	Completed and verified
90033940	Cash4Cans Donnybrook	08.02.25	Observed the operator protective device, seatbelt was fastened into the anchor, while the forklift was not in use and the lap belt was placed behind the seat.	18.02.25	Completed and verified
90033942	Cash4Cans Donnybrook	08.02.25	Workers are not provided with adequate information and training relating to armed hold-up, violence and aggression which may occur in the course of their duties.	18.02.25	Completed and verified
90034728	WA Glass	11.03.25	Inadequate dust control measures in a glass processing plant	30.10.25	Completed and closed
90034711	WA Glass	11.03.25	Rollers unguarded and end guards missing	13.03.25	Completed and verified
56800463	WA Glass	11.03.25	Monitoring airborne contaminant levels – dust	29.08.25	Completed and closed

## A24. WORKSAFE NOTICES

WORKSAFE NOTICE #	NETWORK PARTICIPANT	DATE	IN RELATION TO:	DATE COMPLIED:	WARRRL ACTION
55600025	Return2Sender	22.04.25	A worker had been given no capacity for work by a medical practitioner for longer than 10 days and the business did not notify the regulator of the injury	22.04.25	Completed and verified with report number 2025/001649
55600027	Return2Sender	22.04.25	Testing of the emergency procedures have not been undertaken in 2 years	13.05.25	Evidence received and improvement notice closed
55600026	Return2Sender	22.04.25	Worker not wearing hearing protection in a high noise area	22.04.25	Worker counselled on the day and requested to wear hearing protection, advised by RPO

## WORKSAFE REPORTABLE INCIDENTS

DATE OF INCIDENT	NETWORK PARTICIPANT	WHY IS IT NOTIFIABLE?	DATE WORKSAFE NOTIFIED:	WARRRL ACTION
27.02. 2025	Refund Point Operator – North West Recycling	Staff member's finger pinned between tow ball and the ground when removing trailer from the back of a car and lost control of trailer. Staff member taken to hospital and provided with alternate duties.	05.03.2025	<ul style="list-style-type: none"> <li>Referred site to report as a Notifiable Incident</li> <li>Confirmed all staff have been advised on safe removal of trailers.</li> </ul>

## A26. PERFORMANCE BREACHES OR NON-COMPLIANCES

To the extent allowable by law, details of any breaches or non-compliances by any person of the Act or Regulations that has been confirmed by the relevant authority, including but not limited to:

- a. the reasons for any failure of the Coordinator to meet a performance target during the reporting period
- b. the reasons for any failure of the Coordinator to comply with the minimum network standards during the reporting period, and how these breaches or non-compliances were or are being rectified.

**Nil notices issued and nil failures reported.**



## **WA RETURN RECYCLE RENEW LIMITED**

1 Centro Avenue, Subiaco WA 6008 | [info@warrrl.com.au](mailto:info@warrrl.com.au) | 13 42 42

Information current as of 10 November 2025